PROJECT REFERENCE NO.	SHEET NO.
U-5810	UC-4
DESIGNED BY: A. CREES	
DRAWN BY: R. MOSS	
CHECKED BY:	
APPROVED BY:	
REVISED:	
MUNICIPAL ENGINEERING, INC.	
820-B STATE FARM RD. BOONE NC. 28607 (828) 262-1767	UTILITY CONSTRUCTION PLANS ONLY

6-24-26

NORTH CAROLINA PROFESSIONAL SEAL 27044 ENGINEER

Signed by: ALAN J. CREES

77AB3E8647F84C3...

TOTAL DUCTILE IRON FITTING WEIGHT FOR SHEET UC-4 = 4370 LBS

1 05/19/2026 ADJUSTED WATER ALIGNMENT (WL-1) TO INCREASE SEPERATION FROM PROPOSED GAS LINE

2 06/24/2026 ADDED 6" VALVE TO HYDRANT LEG

UTILITY CONSTRUCTION

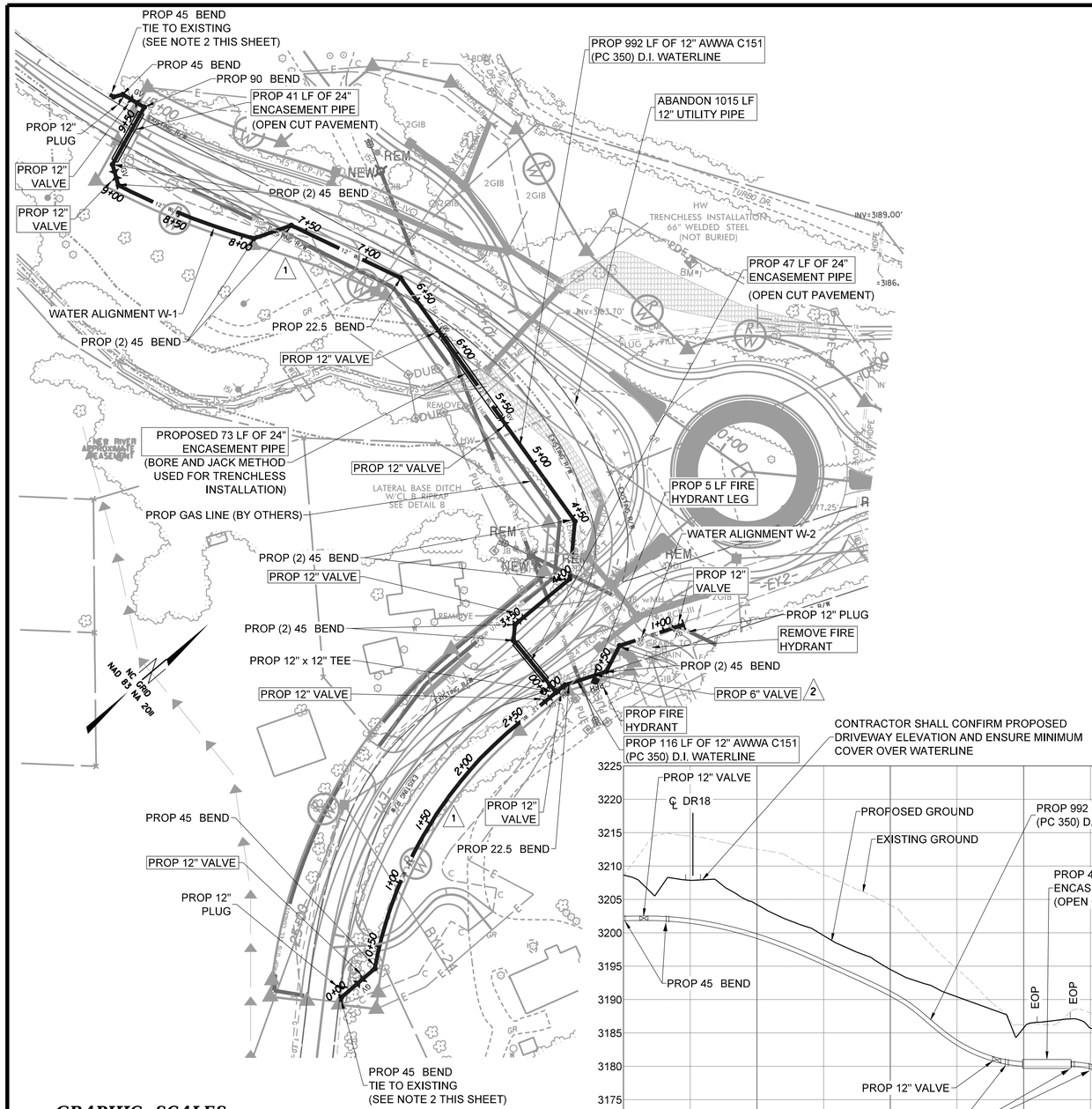

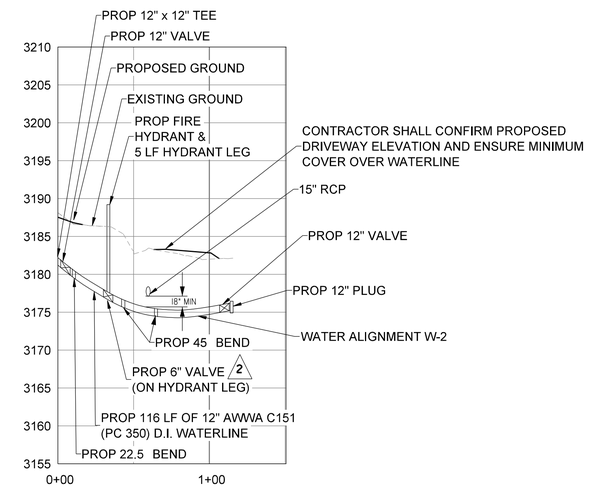

NOTES:

1. ALL PIPE LINE FITTINGS COST ARE BASED ON WEIGHT. REFER TO FITTINGS NOTE THIS SHEET.

2.THE CONTRACTOR SHALL VERIFY EXISTING PIPE SIZE AND MATERIAL, AND PROVIDE APPROPRIATE SIZED SLEEVE TO MAKE PROPER CONNECTIONS TO EXISTING PIPE LINES.

3.WHEN CROSSING PIPE LINES UNDER PROPOSED AND/OR EXISTING DITCHES INSURE THAT PIPE LINE WILL HAVE A MINIMUM OF 4' COVER FROM FINISHED GRADE.

4.USE RESTRAINED JOINTS AT FIRST TWO JOINTS BEYOND EACH SIDE OF FITTING IN ADDITION TO THRUST BLOCKING AT FITTING.

5.IF AN ITEM IS NOT CALLED OUT IN A BOX, IT IS INCIDENTAL TO AND INCLUDED IN THE UNIT COST OF THE PIPE LINE.

6.TWO OR MORE ADJACENT METERS SHALL BE INSTALLED IN ACCORDANCE WITH THE STANDARD DETAIL. ALL GANG METER INSTALLATIONS ON THIS PROJECT SHALL HAVE 1-INCH SERVICE TAP & SUPPLY LINE FROM MAIN LINE UNLESS DIRECTED OTHERWISE BY THE ENGINEER.

7.PIPE LINE ABANDONMENT SHALL BE AFTER NEW PIPE LINE HAS BEEN TESTED AND ACCEPTED. PIPE LINE ABANDONMENT SHALL BE IN ACCORDANCE WITH SECTION 1530 OF THE NCDOT STANDARD SPECIFICATIONS FOR ROADS AND STRUCTURES.

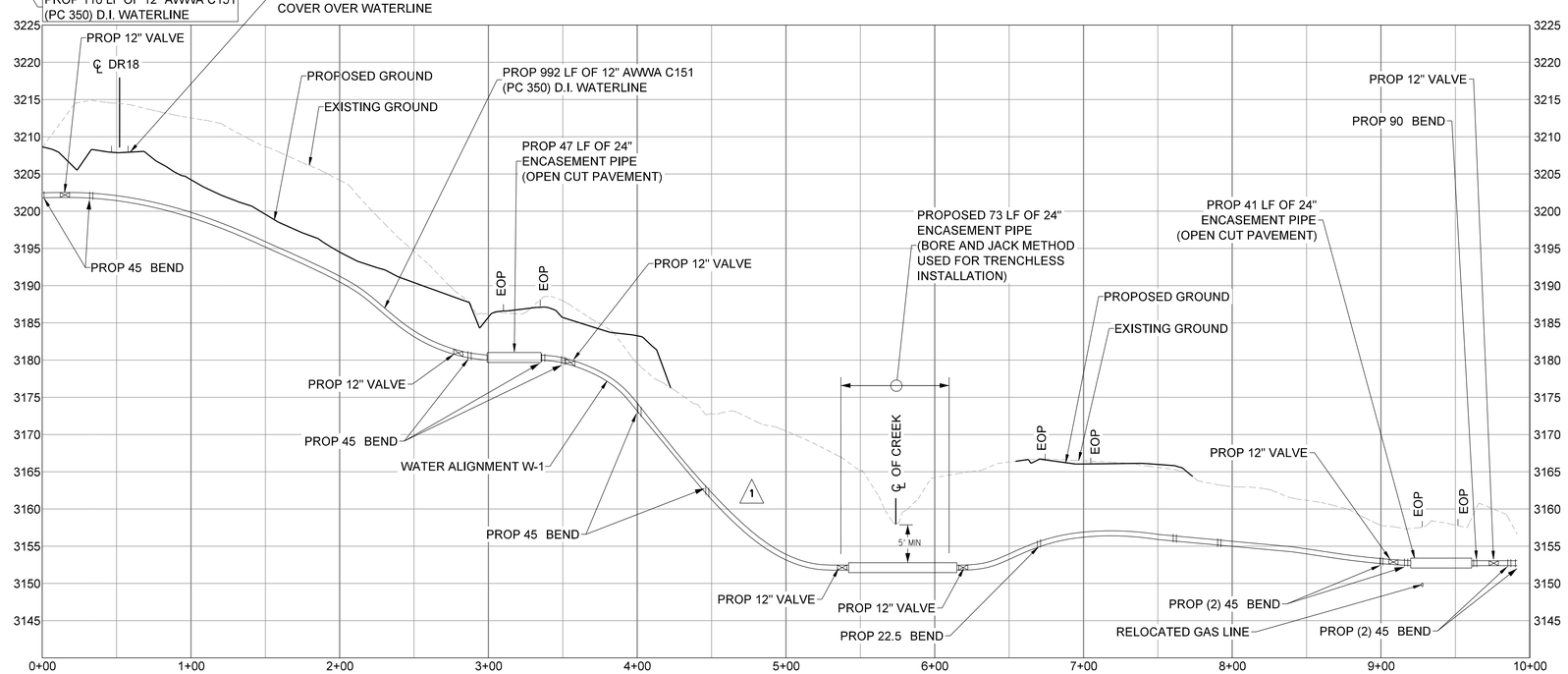

GRAPHIC SCALES

25 0 50

PLANS

25 0 50

PROFILE (HORIZONTAL)

5 0 10

PROFILE (VERTICAL)