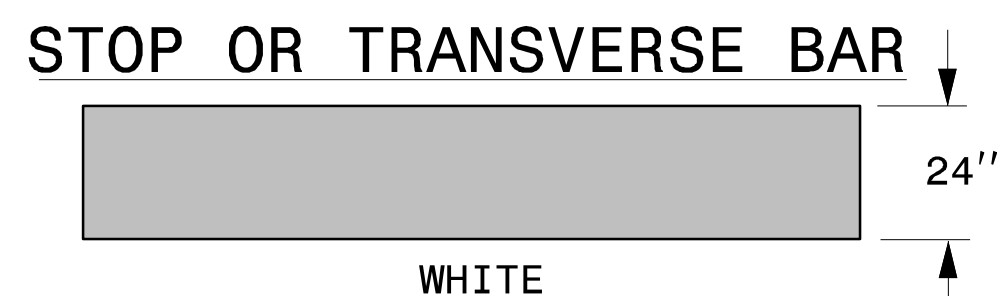
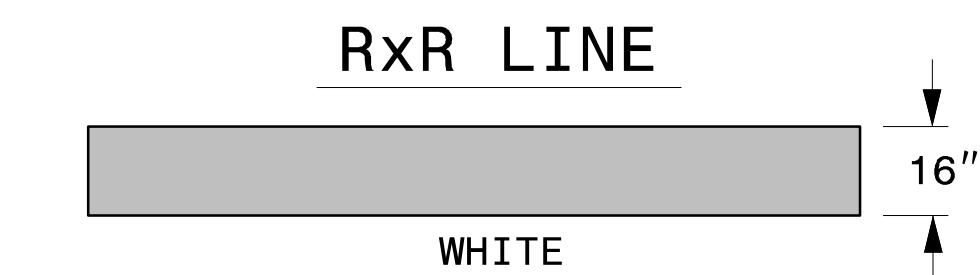
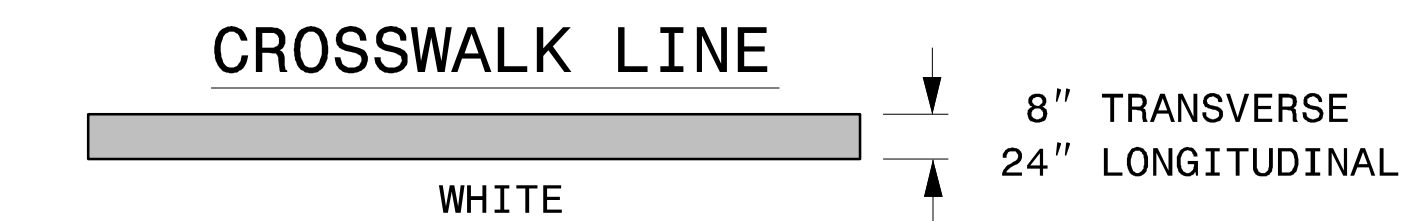
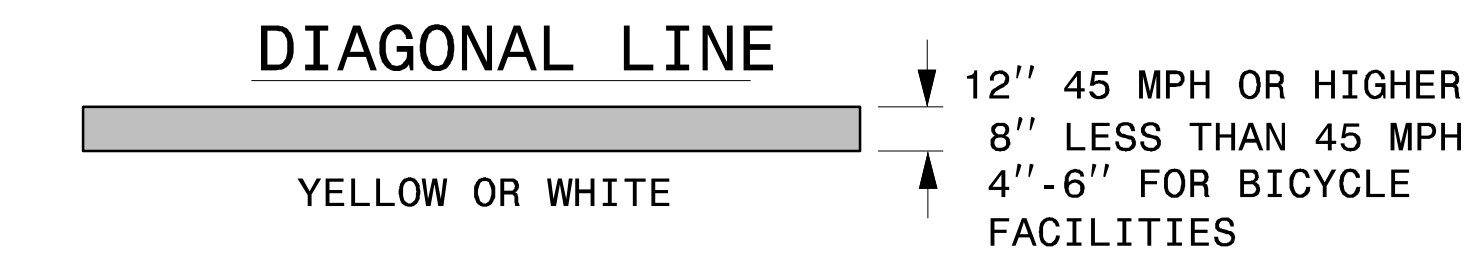
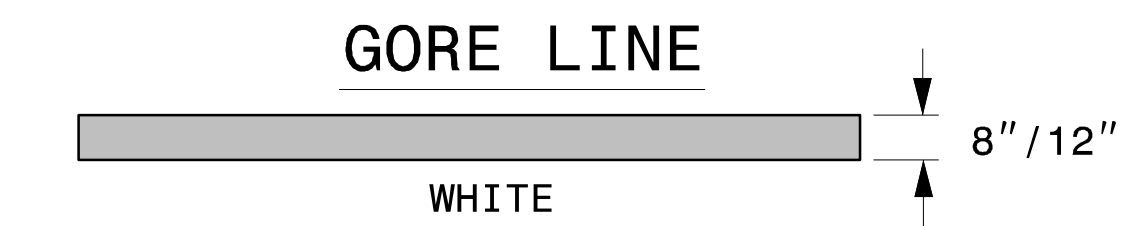

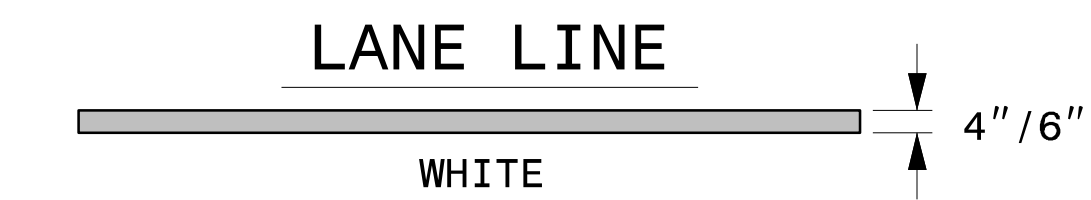
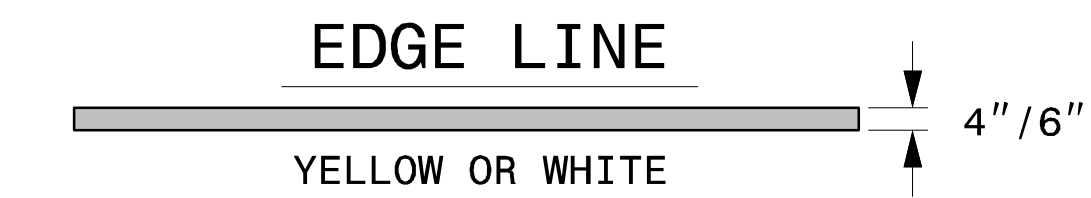
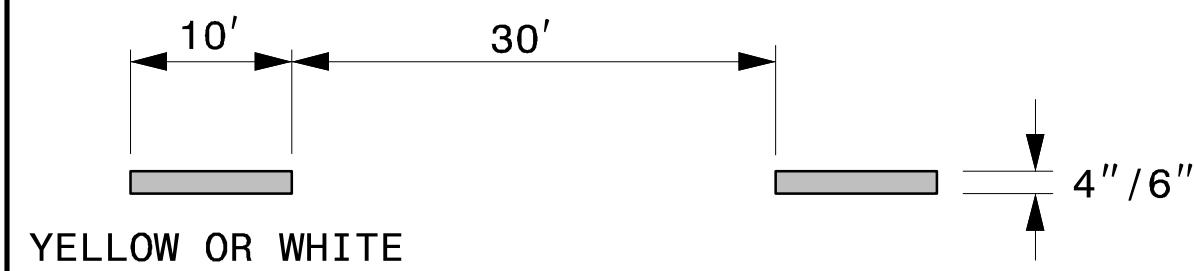


CONTINUOUS LINES



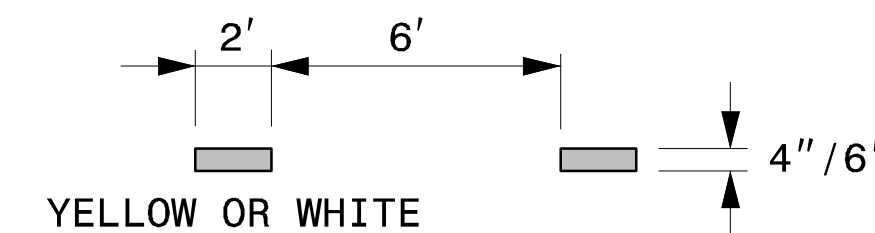
10'-30'/SP SKIP LINE

UNLESS OTHERWISE SHOWN, USE 10'-30'/SP SKIPS FOR SKIP LANE LINES AND SKIP CENTER LINES.



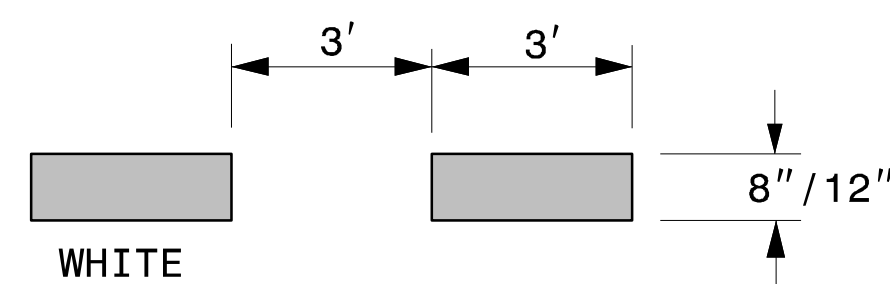
2'-6'/SP MINI-SKIP LINE

UNLESS OTHERWISE SHOWN, USE 2'-6'/SP MINI-SKIPS FOR LANE LINE EXTENSIONS THROUGH INTERSECTIONS, EDGE LINE EXTENSIONS THROUGH INTERSECTIONS AND BICYCLE LANE EXTENSIONS.



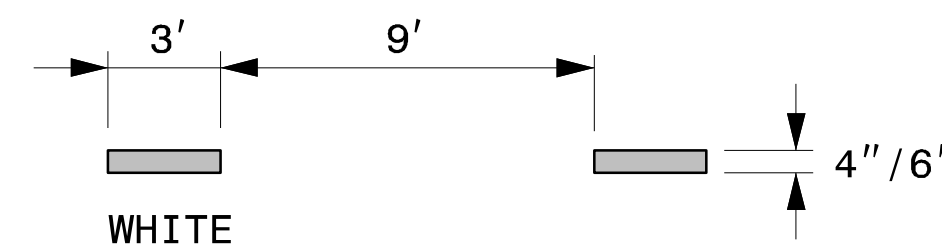
3'-3'/SP MINI-SKIP LINE

UNLESS OTHERWISE SHOWN, USE 3'-3'/SP MINI-SKIPS FOR THE WHITE EDGE LINE EXTENSIONS AT ROUNDABOUTS.



3'-9'/SP MINI-SKIP LINE

UNLESS OTHERWISE SHOWN, USE 3'-9'/SP MINI-SKIPS FOR MINI-SKIP LANE LINES, LINE EXTENSIONS THROUGH TAPERS, AND MINI-SKIPS USED FOR BICYCLE LANE LINES.



GENERAL NOTES:

- 1- USE 6" LANE, EDGE, AND CENTER LINES ON ALL FULL CONTROL OF ACCESS FACILITIES AND OTHER ROUTES AS DIRECTED BY THE ENGINEER.
- 2- LANE LINES INDICATED AS "WIDE" ON THE ROADWAY STANDARD DRAWINGS SHALL BE AT LEAST TWICE THE WIDTH OF THE NORMAL LINE.
- 3- GORE LINES SHALL BE TWICE THE WIDTH OF THE NORMAL LINE.

STATE OF NORTH CAROLINA
DEPT. OF TRANSPORTATION
DIVISION OF HIGHWAYS
RALEIGH, N.C.

ROADWAY DETAIL DRAWING FOR
PAVEMENT MARKINGS
LINE TYPES AND OFFSETS

SHEET 1 OF 2

1205D01



Signed by:
Matthew V. Springer
BC00F0E8B88403

04/24/2026

CONTRACTS STANDARDS AND DEVELOPMENT UNIT
Office 919-707-8950 FAX 919-250-4119

SEE TITLE BLOCK

ORIGINAL BY: M.V. SPRINGER DATE: 2-15-24
MODIFIED BY: _____ DATE: _____
CHECKED BY: _____ DATE: _____
FILE SPEC.: _____