Docusign Envelope ID: 6FD60562-2573-4AF6-8647-6C1A0EB0302B

PROJECT REFERENCE NO.	SHEET NO.
U-5743	4
R/W SHEET NO.	

ROADWAY DESIGN ENGINEER — NORTH CAROLINA PROFESSIONAL SEAL 21102 — Signed by: DOUGLAS E. MCNAMARA, DOUGLAS E. MCNAMARA, TIMOTHY — 02-Apr-2026 — MOTT MACDONALD I & E, LLC LICENSE NO. F-0669

HYDRAULICS ENGINEER — NORTH CAROLINA PROFESSIONAL SEAL 31986 — Designed by: JAMES C. R. RICE — 02-Apr-2026 — HDR ENGINEERING LICENSE NO. F-0116

DOCUMENT NOT CONSIDERED FINAL UNLESS ALL SIGNATURES COMPLETED

Prepared in the Office of: MOTT MACDONALD, 930 Main Campus Drive, Suite 200, Raleigh, NC 27606, www.mottmac.com

HDR Engineering, Inc. of the Carolinas, 555 Fayetteville St, Suite 900, Raleigh, N.C. 27601, N.C.B.E.L.S. License Number: F-0116

FOR -L- PROFILE SEE SHEET 8
FOR -Y1- PROFILE SEE SHEET 10

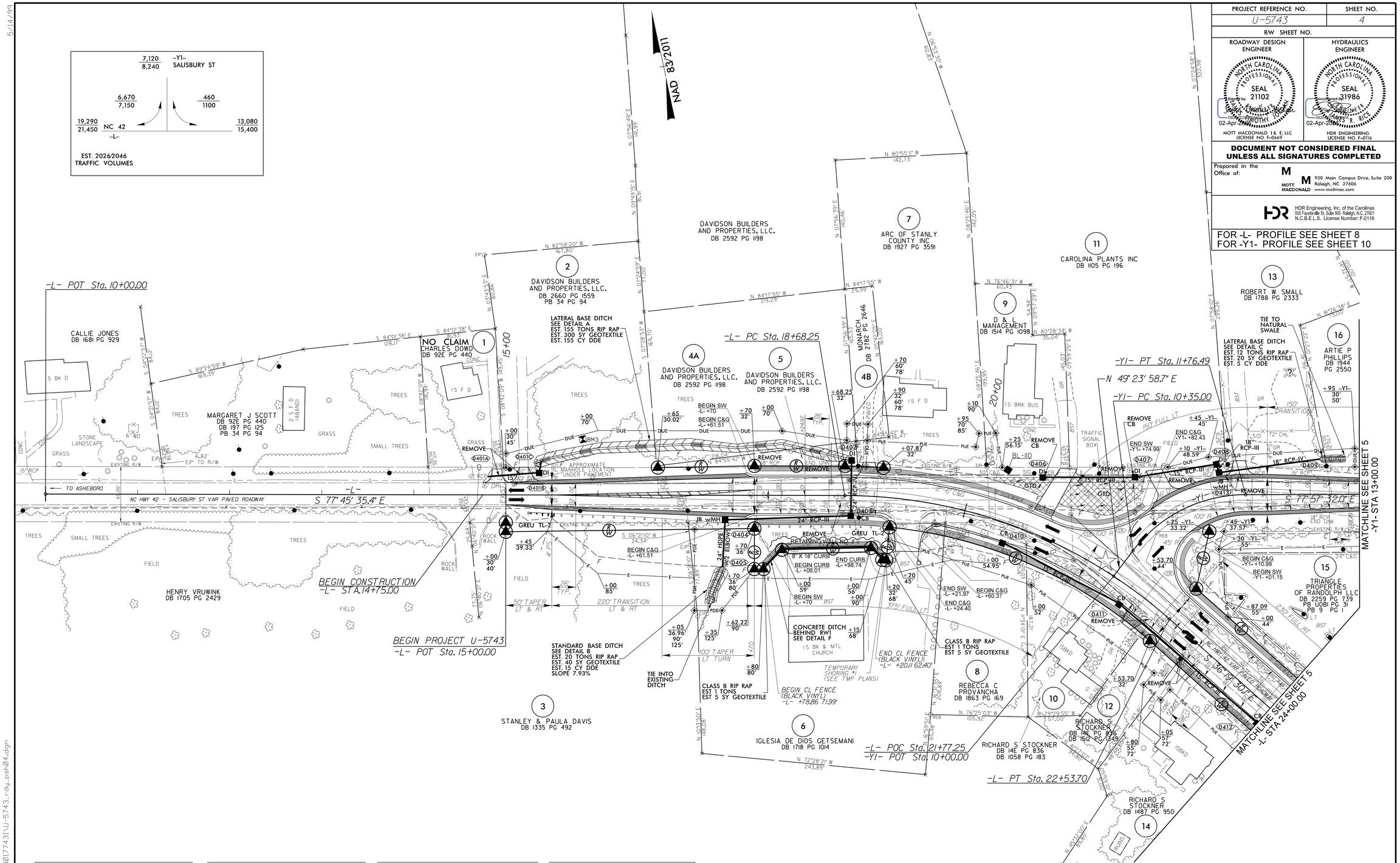

DETAIL A
SPECIAL LATERAL BASE DITCH (Not to Scale)

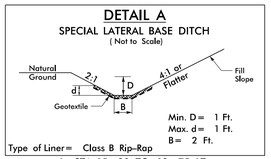

Type of Liner = Class B Rip-Rap
-L- STA. 15+30 TO 18+75 LT

DETAIL B
STANDARD BASE DITCH (Not to Scale)

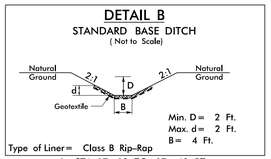

Type of Liner = Class B Rip-Rap
-L- STA. 17+19 TO 17+40 RT

DETAIL C
LATERAL BASE DITCH (Not to Scale)

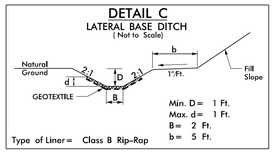

Type of Liner = Class B Rip-Rap
-Y1- STA. 12+58 TO 12+85 LT

DETAIL F
CONCRETE DITCH BEHIND RETAINING WALL (Not to Scale)

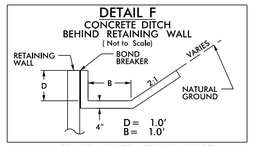

-L- STA. 17+83 TO STA. 19+16 RT

-L-	-Y1-
PI Sta 20+69.83	PI Sta 11+11.18
Δ = 41° 26' 05.3" (RT)	Δ = 52° 38' 29.2" (RT)
D = 10° 44' 58.8"	D = 37° 12' 18.2"
L = 385.45'	L = 141.49'
T = 201.59'	T = 76.18'
R = 533.00'	R = 154.00'
SE = 04	SE = 05
RO = 104.00'	RO = 105.00'

FOR WALL PLANS SEE SHEETS W-1 THRU W-5

5/14/99

4/1/2026
ng\hmm\rail\projects\pr66165\d0177431\U-5743_rdy_psh04.dgn
PS_B_PORT