Docusign Envelope ID: 786267AD-4E39-4FD5-BBBF-5E4E21536694A

PROJECT REFERENCE NO.	SHEET NO.
U-5743	2A-7
R/W SHEET NO.	

ROADWAY DESIGN ENGINEER
NORTH CAROLINA PROFESSIONAL SEAL 21102 ENGINEER TIMOTHY W. MACKEY
DocuSigned by: 02-Apr-2026
MOTT MACDONALD I & E, LLC
LICENSE NO. F-0669

PAVEMENT DESIGN ENGINEER
NORTH CAROLINA PROFESSIONAL SEAL 044590 ENGINEER ALEXANDER D. WARNCKE
DocuSigned by: 02-Apr-2026

DOCUMENT NOT CONSIDERED FINAL UNLESS ALL SIGNATURES COMPLETED

Prepared in the Office of:
MOTT MACDONALD
930 Main Campus Drive, Suite 200
Raleigh, NC 27606
www.mottmac.com

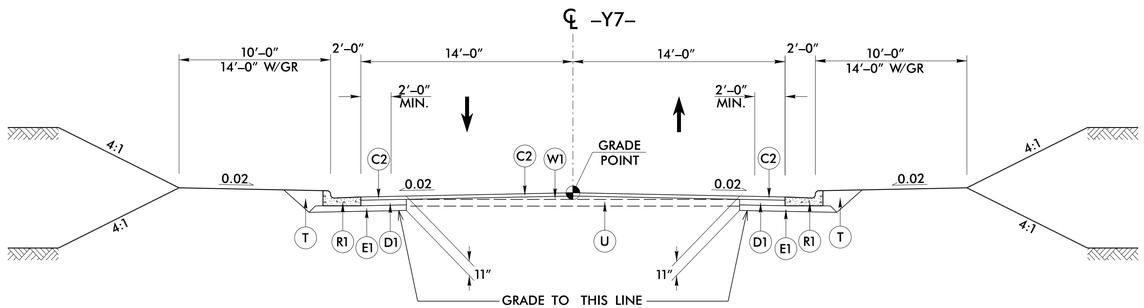

TYPICAL SECTION NO. 12

TRANSITION FROM EXISTING TO TYPICAL SECTION NO. 12
–Y7– STA 10+15.00 TO 10+40.00

USE TYPICAL SECTION NO. 12:
–Y7– STA 10+40.00 TO 10+80.00

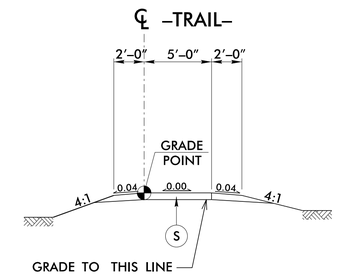

TYPICAL SECTION NO. 14

USE TYPICAL SECTION NO. 14:
–TRAIL– STA 10+00.00 TO 12+25.00

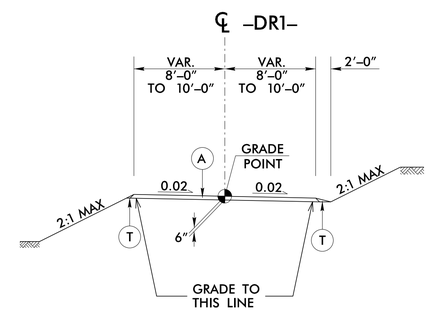

TYPICAL SECTION NO. 15

USE TYPICAL SECTION NO. 15:
–DR1– STA 10+12.00 TO 10+87.08

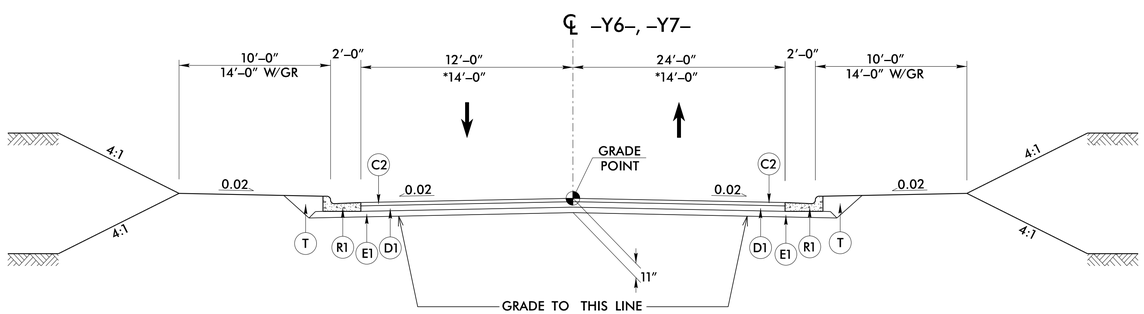

TYPICAL SECTION NO. 13

USE TYPICAL SECTION NO. 13:
–Y6– STA 13+52.24 TO 14+46.38
*–Y7– STA 10+80.00 TO 11+37.68

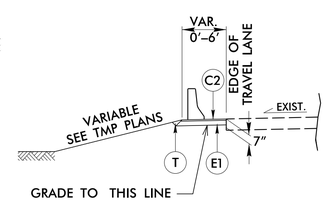

TEMPORARY PAVEMENT DETAIL
UNDER TEMPORARY BARRIER

–L– STA 15+00 TO 19+25 RT
–L– STA 30+98 TO 34+20 LT
SEE TRANSPORTATION MANAGEMENT PLANS

PAVEMENT SCHEDULE	
A	6″ CONCRETE
C2	3″ S9.5B
D1	4″ I19.0C
E1	4″ B25.0C
R1	2′-6″ C & G
S	5′ SIDEWALK
T	EARTH MATERIAL
U	EXIST. PAVEMENT
W1	WEDGING

NOTE: PAVEMENT EDGE SLOPES ARE 1:1 UNLESS SHOWN OTHERWISE.

5/14/2026 9:44:16 AM
4/1/2026
ts:2 pgs:1
...ing\hmm\rdwy\sht\jpc66165\d0177431\U-5743_rdy_typ.dgn