
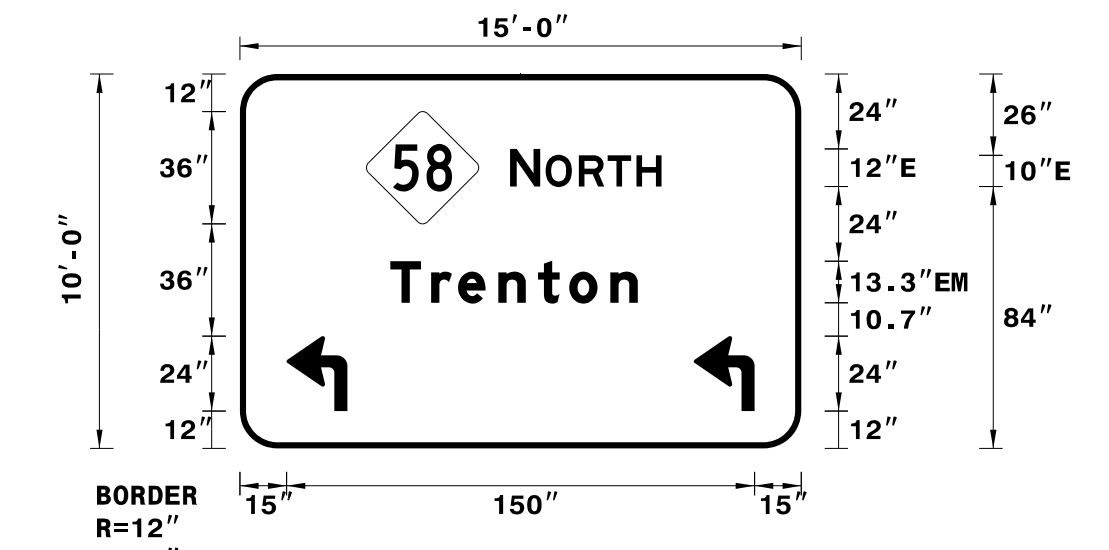
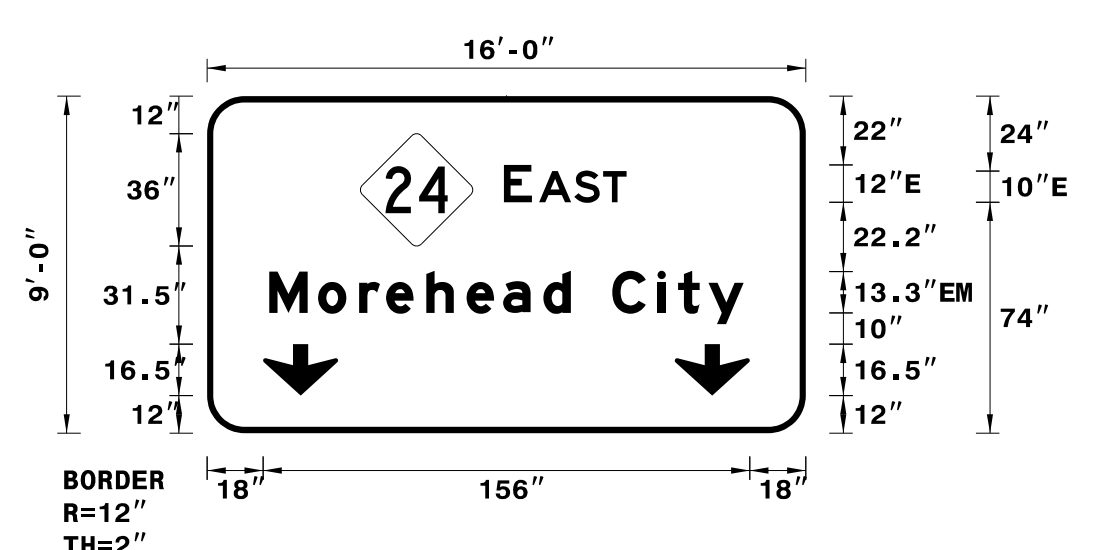


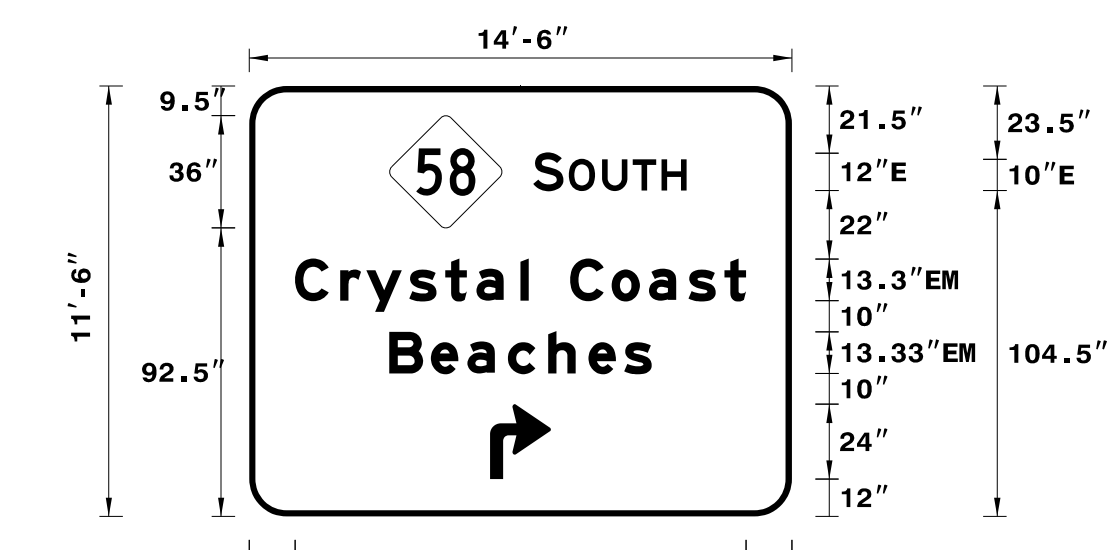
APPROVED: 
DocuSigned by: John Bauman
7FFD584C3784D1
 DATE: 5/5/2026



**DOCUMENT NOT CONSIDERED FINAL
UNLESS ALL SIGNATURES COMPLETED**

SIGN NUMBER: 107 TYPE: A QUANTITY: 1 BACKG COLOR: Green COPY COLOR: White SIGN WIDTH: 15'-0" MAJ. COPY SERIES: Overhead HEIGHT: 10'-0" TOTAL AREA: 150.0 Sq.Ft. BORDER TYPE: FLUSH RECESS: 0" WIDTH: 2" ARROW TYPES: 19.5" x24.0" (AR90L2), 19.5" x24.0" (AR90L2) RADII: 12" NO. Z BARS: 3 LENGTH: 172.0 MAT: L1.6 mm ALUMINUM	DESIGN BY: JWB PROJECT ID: R-5858 CHECKED BY: JWB LOCATION: CARTERET COUNTY DATE: FEB 5, 2026 DIV: 02																																		
LETTER POSITIONS <table border="1"> <tr><td>N</td><td>O</td><td>R</td><td>T</td><td>H</td><td></td></tr> <tr><td>86.6</td><td>9.7</td><td>1.7</td><td>10.7</td><td>9.2</td><td>9.2</td><td>8.1</td><td>44.8</td><td>48.6</td></tr> <tr><td>T</td><td>r</td><td>e</td><td>n</td><td>t</td><td>o</td><td>n</td><td></td><td></td></tr> <tr><td>48.3</td><td>13</td><td>8.6</td><td>12.9</td><td>12.8</td><td>10</td><td>13.2</td><td>8.8</td><td>52.4</td><td>79.3</td></tr> </table>	N	O	R	T	H		86.6	9.7	1.7	10.7	9.2	9.2	8.1	44.8	48.6	T	r	e	n	t	o	n			48.3	13	8.6	12.9	12.8	10	13.2	8.8	52.4	79.3	 <p>Panel Style: guide_exp_pull-thru.ssi M.U.T.C.D.: 2009 Edition</p>
N	O	R	T	H																															
86.6	9.7	1.7	10.7	9.2	9.2	8.1	44.8	48.6																											
T	r	e	n	t	o	n																													
48.3	13	8.6	12.9	12.8	10	13.2	8.8	52.4	79.3																										
Letter positions are to the lower left corners USE NOTES: 1, 3, 4, 6 1. Legend and border shall be direct applied encapsulated lens reflective sheeting. 2. Legend and border shall be direct applied enclosed lens reflective sheeting. 3. Shields shall be encapsulated lens reflective sheeting on 0.8mm aluminum and demountable. 4. Background shall be encapsulated lens reflective sheeting. 5. Background shall be enclosed lens reflective sheeting. 6. Center arrows vertically on sign.	NORTH CAROLINA D. O. T. SIGN DETAIL																																		

SIGN NUMBER: 108 TYPE: A QUANTITY: 1 BACKG COLOR: Green COPY COLOR: White SIGN WIDTH: 16'-0" MAJ. COPY SERIES: Overhead HEIGHT: 9'-0" TOTAL AREA: 144.0 Sq.Ft. BORDER TYPE: FLUSH RECESS: 0" WIDTH: 2" ARROW TYPES: 24.0" x16.5" (ARDOWN), 24.0" x16.5" (ARDOWN) RADII: 12" NO. Z BARS: 3 LENGTH: 184.0 MAT: L1.6 mm ALUMINUM	DESIGN BY: JWB PROJECT ID: R-5858 CHECKED BY: JWB LOCATION: CARTERET COUNTY DATE: FEB 5, 2026 DIV: 02																																										
LETTER POSITIONS <table border="1"> <tr><td>E</td><td>A</td><td>S</td><td>T</td><td></td></tr> <tr><td>95.2</td><td>9</td><td>2.3</td><td>11.3</td><td>9.2</td><td>7.5</td><td>57.5</td><td>39.3</td></tr> <tr><td>M</td><td>o</td><td>r</td><td>e</td><td>h</td><td>e</td><td>a</td><td>d</td><td>C</td><td>i</td><td>t</td><td>y</td><td></td></tr> <tr><td>19.9</td><td>15.7</td><td>13.2</td><td>8.6</td><td>12.9</td><td>12.9</td><td>11.7</td><td>12.9</td><td>8.8</td><td>13.3</td><td>14.5</td><td>6.7</td><td>9.7</td><td>11.3</td><td>19.9</td><td>152.2</td></tr> </table>	E	A	S	T		95.2	9	2.3	11.3	9.2	7.5	57.5	39.3	M	o	r	e	h	e	a	d	C	i	t	y		19.9	15.7	13.2	8.6	12.9	12.9	11.7	12.9	8.8	13.3	14.5	6.7	9.7	11.3	19.9	152.2	 <p>Panel Style: guide_exp_pull-thru.ssi M.U.T.C.D.: 2009 Edition</p>
E	A	S	T																																								
95.2	9	2.3	11.3	9.2	7.5	57.5	39.3																																				
M	o	r	e	h	e	a	d	C	i	t	y																																
19.9	15.7	13.2	8.6	12.9	12.9	11.7	12.9	8.8	13.3	14.5	6.7	9.7	11.3	19.9	152.2																												
Letter positions are to the lower left corners USE NOTES: 1, 3, 4, 6 1. Legend and border shall be direct applied encapsulated lens reflective sheeting. 2. Legend and border shall be direct applied enclosed lens reflective sheeting. 3. Shields shall be encapsulated lens reflective sheeting on 0.8mm aluminum and demountable. 4. Background shall be encapsulated lens reflective sheeting. 5. Background shall be enclosed lens reflective sheeting. 6. Center arrows vertically on sign.	NORTH CAROLINA D. O. T. SIGN DETAIL																																										

SIGN NUMBER: 109 TYPE: A QUANTITY: 1 BACKG COLOR: Green COPY COLOR: White SIGN WIDTH: 14'-6" MAJ. COPY SERIES: Overhead HEIGHT: 11'-6" TOTAL AREA: 166.8 Sq.Ft. BORDER TYPE: FLUSH RECESS: 0" WIDTH: 2" ARROW TYPES: 19.5" x24.0" (AR90R2) RADII: 12" NO. Z BARS: 3 LENGTH: 166.0 MAT: L1.6 mm ALUMINUM	DESIGN BY: JWB PROJECT ID: R-5858 CHECKED BY: JWB LOCATION: CARTERET COUNTY DATE: FEB 5, 2026 DIV: 02																																																																						
LETTER POSITIONS <table border="1"> <tr><td>S</td><td>O</td><td>U</td><td>T</td><td>H</td><td></td></tr> <tr><td>91.1</td><td>9.7</td><td>1.7</td><td>10.7</td><td>9.8</td><td>9.2</td><td>8.1</td><td>33.7</td><td>49.2</td></tr> <tr><td>C</td><td>r</td><td>y</td><td>s</td><td>t</td><td>a</td><td>l</td><td>C</td><td>o</td><td>a</td><td>s</td><td>t</td><td></td></tr> <tr><td>14.7</td><td>14.5</td><td>8.4</td><td>13.7</td><td>11.6</td><td>10</td><td>14.1</td><td>2.7</td><td>13.3</td><td>13.3</td><td>12</td><td>12.6</td><td>11.6</td><td>6.9</td><td>14.7</td><td>144.6</td></tr> <tr><td>B</td><td>e</td><td>a</td><td>c</td><td>h</td><td>e</td><td>s</td><td></td><td></td><td></td><td></td><td></td><td></td><td></td><td></td><td></td></tr> <tr><td>44.9</td><td>13.3</td><td>11.7</td><td>12.9</td><td>12.9</td><td>12.9</td><td>11.5</td><td>8.8</td><td>44.9</td><td>84.1</td></tr> </table>	S	O	U	T	H		91.1	9.7	1.7	10.7	9.8	9.2	8.1	33.7	49.2	C	r	y	s	t	a	l	C	o	a	s	t		14.7	14.5	8.4	13.7	11.6	10	14.1	2.7	13.3	13.3	12	12.6	11.6	6.9	14.7	144.6	B	e	a	c	h	e	s										44.9	13.3	11.7	12.9	12.9	12.9	11.5	8.8	44.9	84.1	 <p>Panel Style: guide_exp_pull-thru.ssi M.U.T.C.D.: 2009 Edition</p>
S	O	U	T	H																																																																			
91.1	9.7	1.7	10.7	9.8	9.2	8.1	33.7	49.2																																																															
C	r	y	s	t	a	l	C	o	a	s	t																																																												
14.7	14.5	8.4	13.7	11.6	10	14.1	2.7	13.3	13.3	12	12.6	11.6	6.9	14.7	144.6																																																								
B	e	a	c	h	e	s																																																																	
44.9	13.3	11.7	12.9	12.9	12.9	11.5	8.8	44.9	84.1																																																														
Letter positions are to the lower left corners USE NOTES: 1, 3, 4, 6 1. Legend and border shall be direct applied encapsulated lens reflective sheeting. 2. Legend and border shall be direct applied enclosed lens reflective sheeting. 3. Shields shall be encapsulated lens reflective sheeting on 0.8mm aluminum and demountable. 4. Background shall be encapsulated lens reflective sheeting. 5. Background shall be enclosed lens reflective sheeting. 6. Center arrows vertically on sign.	NORTH CAROLINA D. O. T. SIGN DETAIL																																																																						

5/5/2026 11:58:10 AM R-5858_SIGN-2B.dgn JWB