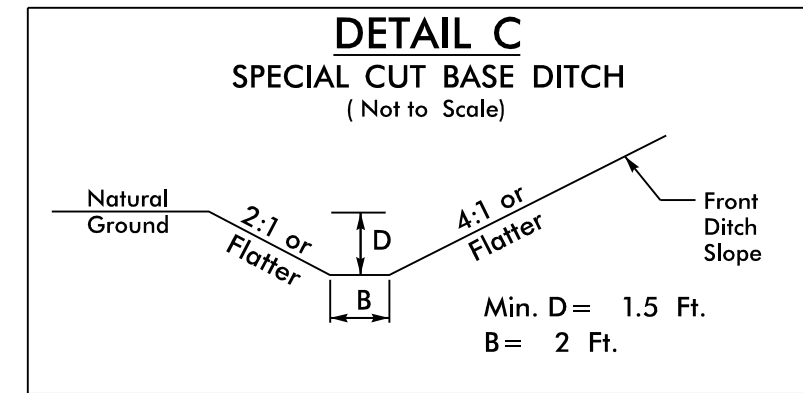
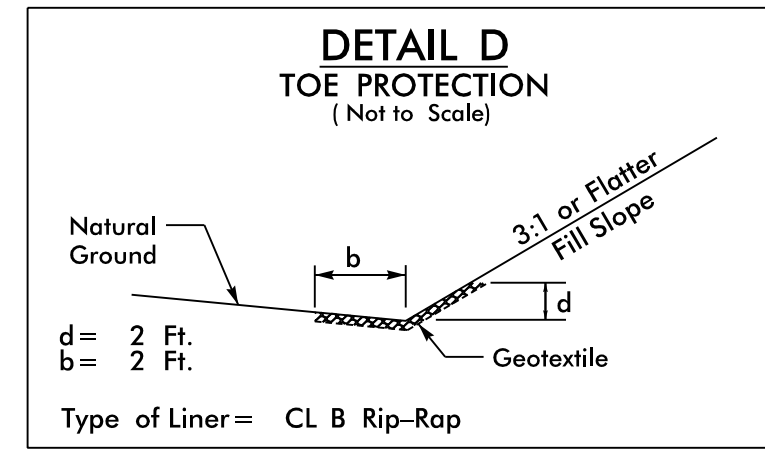


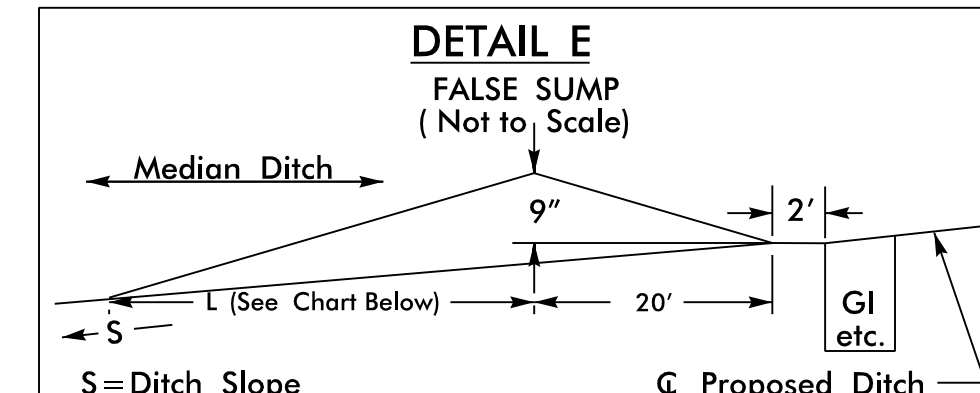
-L- FROM STA. 90+00 TO STA. 92+50 LT,
BEG. EL=72.44', END EL=74.85', S=1.0%
-L- FROM STA. 137+50 TO STA. 138+00 LT,
BEG. EL=84.10', END EL=80.24', S=7.7%



-L- FROM STA. 107+50 TO STA. 110+00 LT,
BEG. EL=91.66', END EL=91.73', S=0.1%



Type of Liner = CL B Rip-Rap
 -L- FROM STA. 68+50 TO STA. 70+30 RT
(CL B RIPRAP=73 TONS; GEOTEXTILE=206 SY)
 -L- FROM STA. 117+00 TO STA. 119+40 RT
(CL B RIPRAP=98 TONS; GEOTEXTILE=275 SY)
 -L- FROM STA. 135+80 TO STA. 136+75 LT
(CL B RIPRAP=39 TONS; GEOTEXTILE=110 SY)



Ditch Grade	L	Ditch Grade	L
0.0% To 2.0%	20'	Over 4.0% To 6.0%	40'
Over 2.0% To 4.0%	30'	Over 6.0%	50'

-L- STA. 74+39 CT
 -L- STA. 86+84 RT
 -L- STA. 102+44 RT
 -L- STA. 105+44 CT
 -L- STA. 108+54 LT