

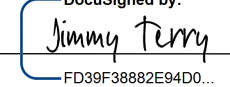

T.I.P.: A-0009CD

STATE OF NORTH CAROLINA
DEPARTMENT OF TRANSPORTATION

SIGNING PLAN

GRAHAM COUNTY

LOCATION: NC 28 FROM 0.2 MI WEST OF SR 1228 (STECOAH RD)
TO 0.3 MI EAST OF SR 1235 (GUNTER GAP RD)

TIP NO. A-0009CD	SHEET NO. SIGN-1
APPROVED:  DATE: 2/27/2026	
SEAL 	
DOCUMENT NOT CONSIDERED FINAL UNLESS ALL SIGNATURES COMPLETED	

ROADWAY STANDARD DRAWING

THE FOLLOWING ROADWAY STANDARDS AS APPEAR IN "ROADWAY STANDARD DRAWINGS" - PROJECT SERVICES UNIT - N.C. DEPARTMENT OF TRANSPORTATION - RALEIGH, N.C., DATED JANUARY 2024 ARE APPLICABLE TO THIS PROJECT AND BY REFERENCE HEREBY ARE CONSIDERED A PART OF THESE PLANS:

STD. NO.	TITLE
901.50	ARROWS AND SHIELDS
904.10	ORIENTATION OF GROUND MOUNTED SIGNS
904.50	MOUNTING OF TYPE 'D', 'E' AND 'F' SIGNS ON 'U' CHANNEL POSTS
910.50	SIGNING FOR SPEED REDUCTION ZONE

GENERAL NOTES

- . SIGNS FURNISHED BY STATE
- . CONFIRM IN WRITING AT LEAST 4 MONTHS IN ADVANCE, THE ACTUAL DATE THE DEPARTMENT FURNISHED SIGNS WILL BE REQUIRED.
- . ALL TYPE 'D' SIGNS SHALL BE MOUNTED ON TWO U-CHANNEL POSTS UNLESS OTHERWISE INDICATED ON THE PLANS.
- . IF REMOVAL OR RELOCATION OF SIGNS ON PRIVATE STREET (NON-STATE MAINTAINED) IS REQUIRED DUE TO CONSTRUCTION, THE CONTRACTOR SHALL INFORM THE ENGINEER. THE WORK WILL BE COMPLETED BY OTHERS.
- . WHEN NOT STATIONED OR DIMENSIONED ON PLANS, ALL 'E' AND 'F' SIGNS SHALL BE FIELD LOCATED BY THE ENGINEER
- . ALL EXISTING SIGNS ON "U" CHANNEL POST WITHIN THE PROJECT LIMITS SHALL BE REMOVED AND DISPOSED OF UNLESS OTHERWISE NOTED ON PLANS.
- . WHEN EXISTING SIGNS ARE REMOVED AND INSTALLED ON NEW SUPPORTS, THE RE-ERECTION SHALL IMMEDIATELY FOLLOW THE REMOVAL.
- . THE BACKGROUND FOR TYPE E & F SIGNS SHALL BE TYPE C REFLECTIVE SHEETING.
- . SEE ROADWAY PLANS FOR GUARD/GUIDE RAIL DETAILS.

SUMMARY OF QUANTITIES


ITEM NO.		ITEM DESCRIPTION	QUANTITY	UNIT
DESC. NO.	SECT. NO.			
4072000000	903	SUPPORTS, 3 LB STEEL U-CHANNEL	650	L.F.
4096000000	904	SIGN ERECTION, TYPE D	7	EA.
4102000000	904	SIGN ERECTION, TYPE E	22	EA.
4116100000	904	SIGN ERECTION, RELOCATE SIGN TYPE E (GROUND MOUNTED)	2	EA.
4116100000	904	SIGN ERECTION, RELOCATE SIGN TYPE F (GROUND MOUNTED)	1	EA.
4155000000	907	DISPOSAL OF SIGN SYSTEM, U-CHANNEL	30	EA.
4192000000	907	DISPOSAL OF SUPPORT, U-CHANNEL	1	EA.
4360000000	SP	GENERIC SIGNING ITEM - RRFB ASSEMBLY REMOVAL	4	EA.

INDEX

SHEET NO.	DESCRIPTION
SIGN-1	TITLE SHEET
SIGN-2-2A	TYPE "D" SIGNS
SIGN-3	TYPE "E" SIGNS
SIGN-4-8	EXISTING AND PROPOSED SIGNING PLAN SHEETS

PLAN SUBMITTED TO:


JEANETTE WHITE, PE NCDOT DIVISION 14



PLAN PREPARED BY: TGS ENGINEERS




JIMMY TERRY, PE PROJECT ENGINEER

SANDRA MELVIN DESIGN TECHNICIAN



TGS ENGINEERS
201 W. MARION ST
SHELBY, NC 28150
PH (704) 476-0003
CORP. LICENSE NO.: C-0275

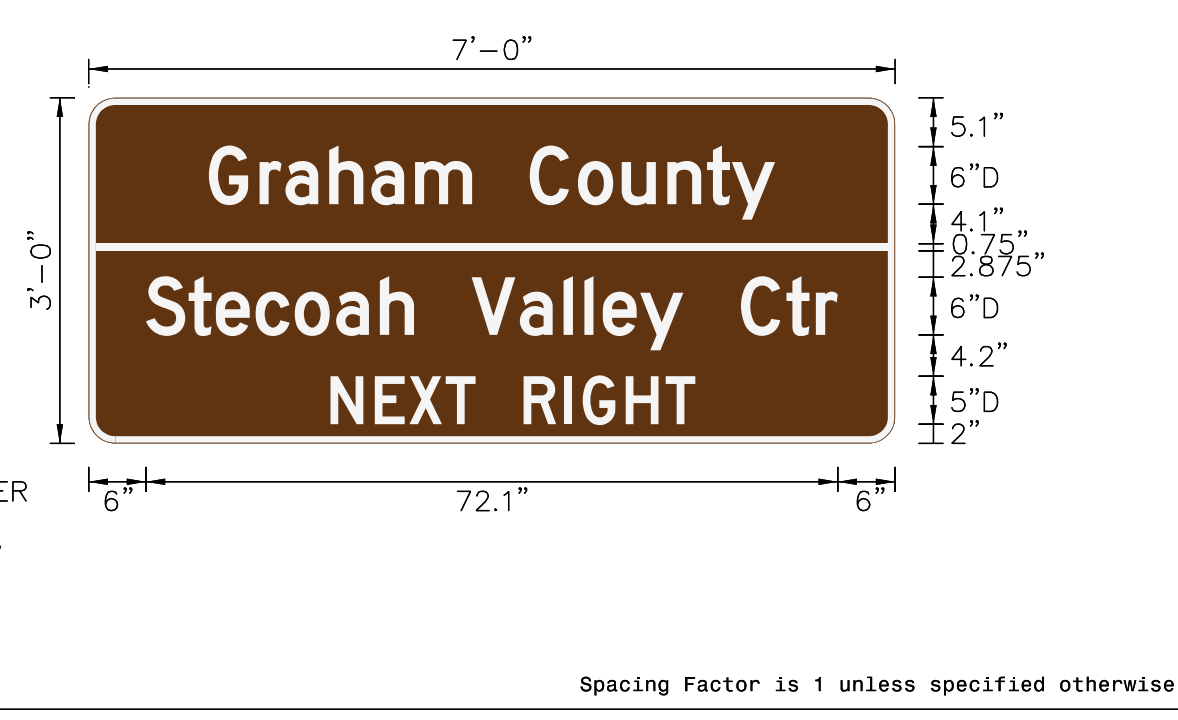
I:\8\2026\X:\NCDOT\A-0009\Traffic\Signing\A-0009\CD\CADD\Quantities & GM Signs\A-0009\CD_Sign_SGN_Sign01.dgn
User:smelvin

TIP NO. A-0009CD	SHEET NO. SIGN-2
APPROVED:  FD39F3882E34DD...	
DATE: 2/27/2026	
	
DOCUMENT NOT CONSIDERED FINAL UNLESS ALL SIGNATURES COMPLETED	
 TGS ENGINEERS 201 W. MARION ST., STE 200 SHELBY, NC 28150 PH (704) 476-0003 CORP. LICENSE NO.: C-0275	

SIGN NUMBER: 307
TYPE: D
QUANTITY: 1
SIGN WIDTH: 7'-0"
HEIGHT: 3'-0"
TOTAL AREA: 21.0 Sq.Ft.
BORDER TYPE: FLUSH
RECESS: 0"
WIDTH: 1"
RADII: 3"
NO. Z BARS:
LENGTH:

BACKG COLOR: Brown
COPY COLOR: White
MAT'L: 0.125" (3.2 mm) ALUMINUM

DESIGN BY: SGM
PROJECT ID: A-0009CD
LOCATION: GRAHAM CO - NC 28
CHECKED BY:
DATE: Dec 31, 2025
DIV: 14



USE NOTES: 1,2
1. Legend and border(except those that are colored black) shall be direct applied Grade C sheeting.
2. Background shall be Grade C reflective sheeting.

Spacing Factor is 1 unless specified otherwise

LETTER POSITIONS

Letter spacings are to start of next letter

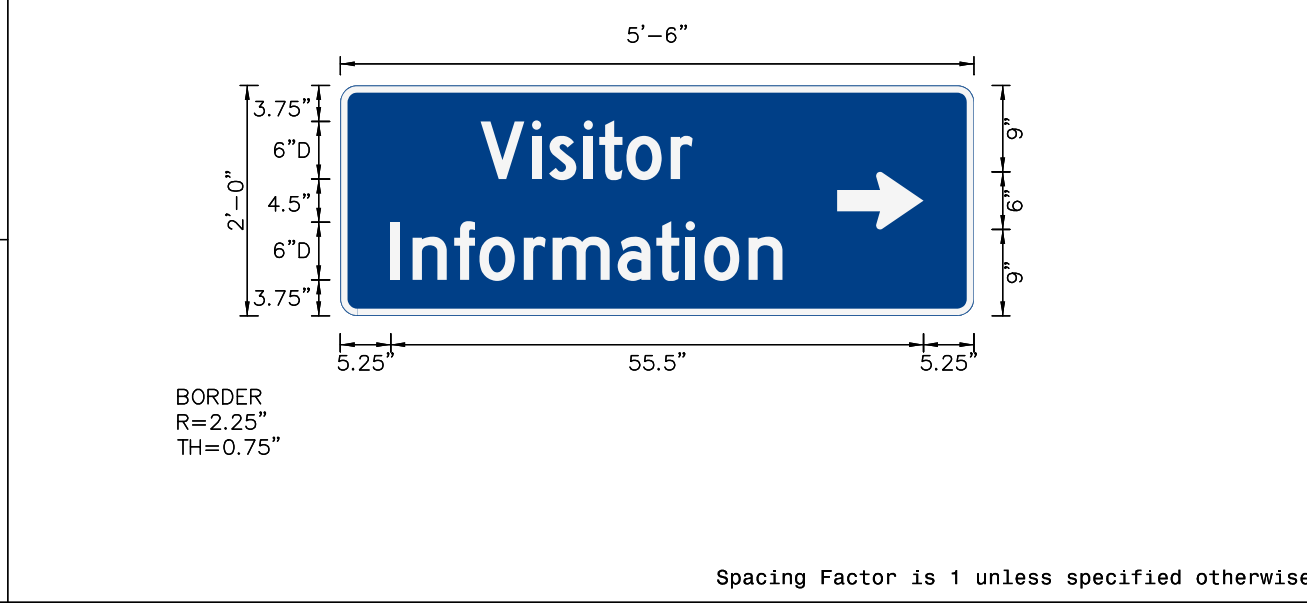
Series/Size	Text Length
D 2000	59
D 2000	72.1
D 2000	38

FILENAME: A-0009CC_Sgn_Sgn_Type_D NORTH CAROLINA D.O.T. SIGN DETAIL

SIGN NUMBER: 308
TYPE: D
QUANTITY: 1
SIGN WIDTH: 5'-6"
HEIGHT: 2'-0"
TOTAL AREA: 11.0 Sq.Ft.
BORDER TYPE: FLUSH
RECESS: 0"
WIDTH: 0.75"
RADII: 1.75"
NO. Z BARS:
LENGTH:

BACKG COLOR: Blue
COPY COLOR: White
MAT'L: 0.125" (3.2 mm) ALUMINUM

DESIGN BY: SGM
PROJECT ID: A-0009CD
LOCATION: GRAHAM CO - NC 28
CHECKED BY:
DATE: Jan 27, 2022
DIV: 14



USE NOTES: 1,2
1. Legend and border(except those that are colored black) shall be direct applied Grade C sheeting.
2. Background shall be Grade C reflective sheeting.

Spacing Factor is 1 unless specified otherwise

LETTER POSITIONS

Letter spacings are to start of next letter

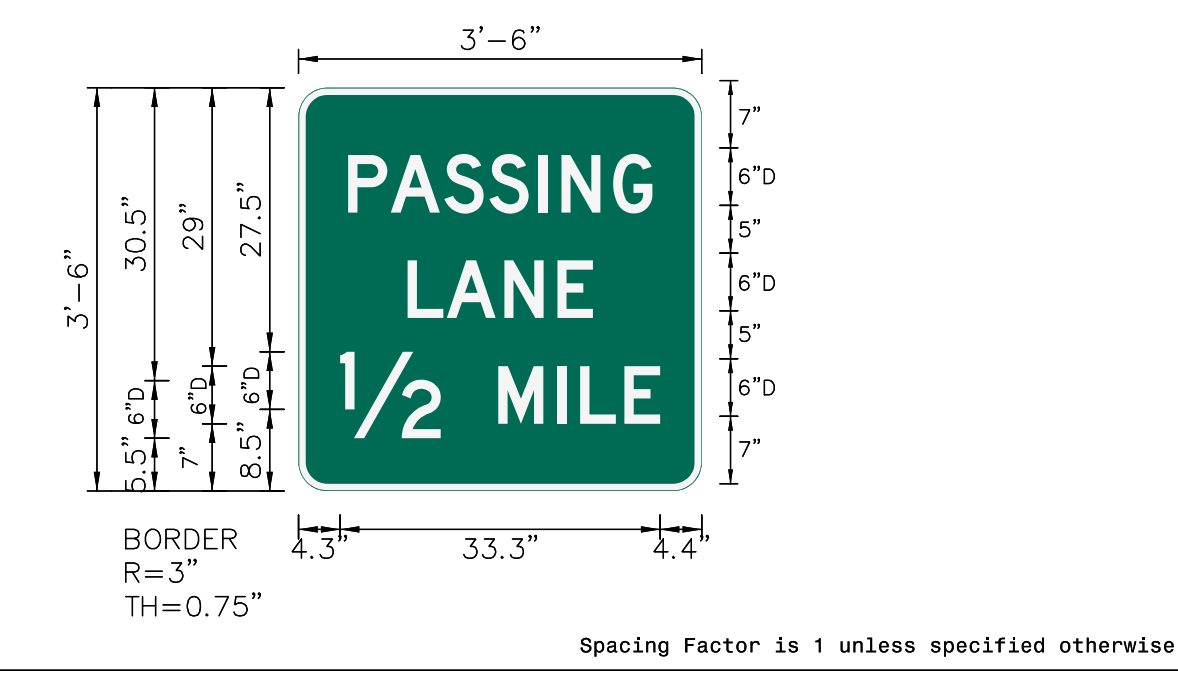
Series/Size	Text Length
D 2000	22.1
D 2000	40.8

FILENAME: A-0009CC_Sgn_Sgn_Type_D NORTH CAROLINA D.O.T. SIGN DETAIL

SIGN NUMBER: 309, 310
TYPE: D
QUANTITY: 2
SIGN WIDTH: 3'-6"
HEIGHT: 3'-6"
TOTAL AREA: 12.3 Sq.Ft.
BORDER TYPE: FLUSH
RECESS: 0"
WIDTH: 0.75"
RADII: 3"
NO. Z BARS:
LENGTH:

BACKG COLOR: Green
COPY COLOR: White
MAT'L: 0.125" (3.2 mm) ALUMINUM

DESIGN BY: SGM
PROJECT ID: A-0009CD
LOCATION: GRAHAM CO - NC 28
CHECKED BY:
DATE: Jan 2, 2026
DIV: 14



USE NOTES: 1,2
1. Legend and border(except those that are colored black) shall be direct applied Grade C sheeting.
2. Background shall be Grade C reflective sheeting.

Spacing Factor is 1 unless specified otherwise

LETTER POSITIONS

Letter spacings are to start of next letter

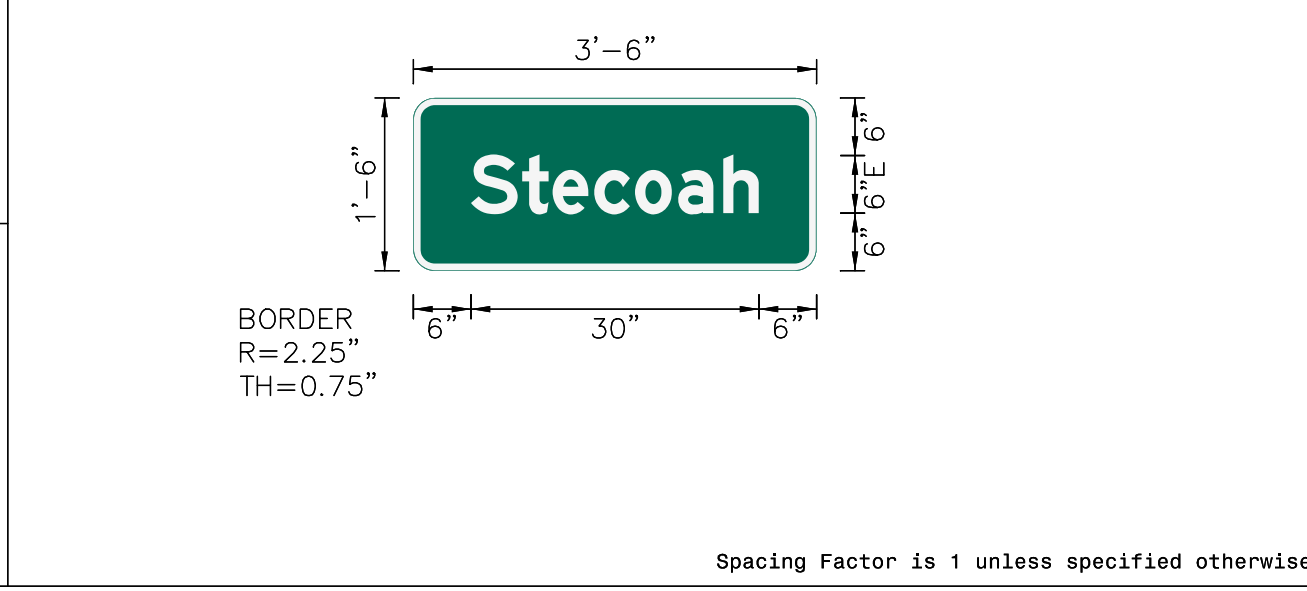
Series/Size	Text Length
D 2000	31.7
D 2000	19.3
D 2000	1.5
D 2000	6.2
D 2000	16.8
D 2000	4.1

FILENAME: A-0009CC_Sgn_Sgn_Type_D NORTH CAROLINA D.O.T. SIGN DETAIL

SIGN NUMBER: 311
TYPE: D
QUANTITY: 1
SIGN WIDTH: 3'-6"
HEIGHT: 1'-6"
TOTAL AREA: 5.3 Sq.Ft.
BORDER TYPE: FLUSH
RECESS: 0"
WIDTH: 0.75"
RADII: 2.25"
NO. Z BARS:
LENGTH:

BACKG COLOR: Green
COPY COLOR: White
MAT'L: 0.125" (3.2 mm) ALUMINUM

DESIGN BY: SGM
PROJECT ID: A-0009CD
LOCATION: GRAHAM CO - NC 28
CHECKED BY:
DATE: Jan 27, 2022
DIV: 14



USE NOTES: 1,2
1. Legend and border(except those that are colored black) shall be direct applied Grade C sheeting.
2. Background shall be Grade C reflective sheeting.

Spacing Factor is 1 unless specified otherwise

LETTER POSITIONS



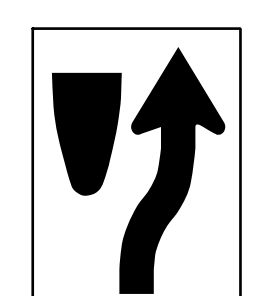







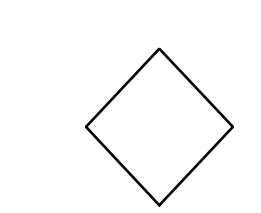
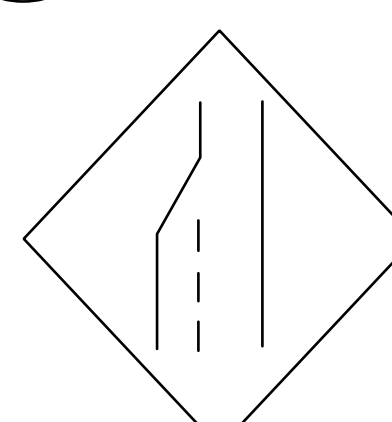

Letter spacings are to start of next letter




Series/Size	Text Length
E 2000	30

FILENAME: A-0009CC_Sgn_Sgn_Type_D NORTH CAROLINA D.O.T. SIGN DETAIL

I:\8\2026\X:\NC001\A-0009\Traffic\Signing\A-0009CD\CADD\Quantities & GM_Signs\A-0009CD_Sgn_Sgn_Type_D.dgn
User: sime1vrv

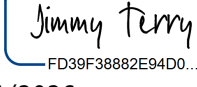


TYPE "D" SIGNS

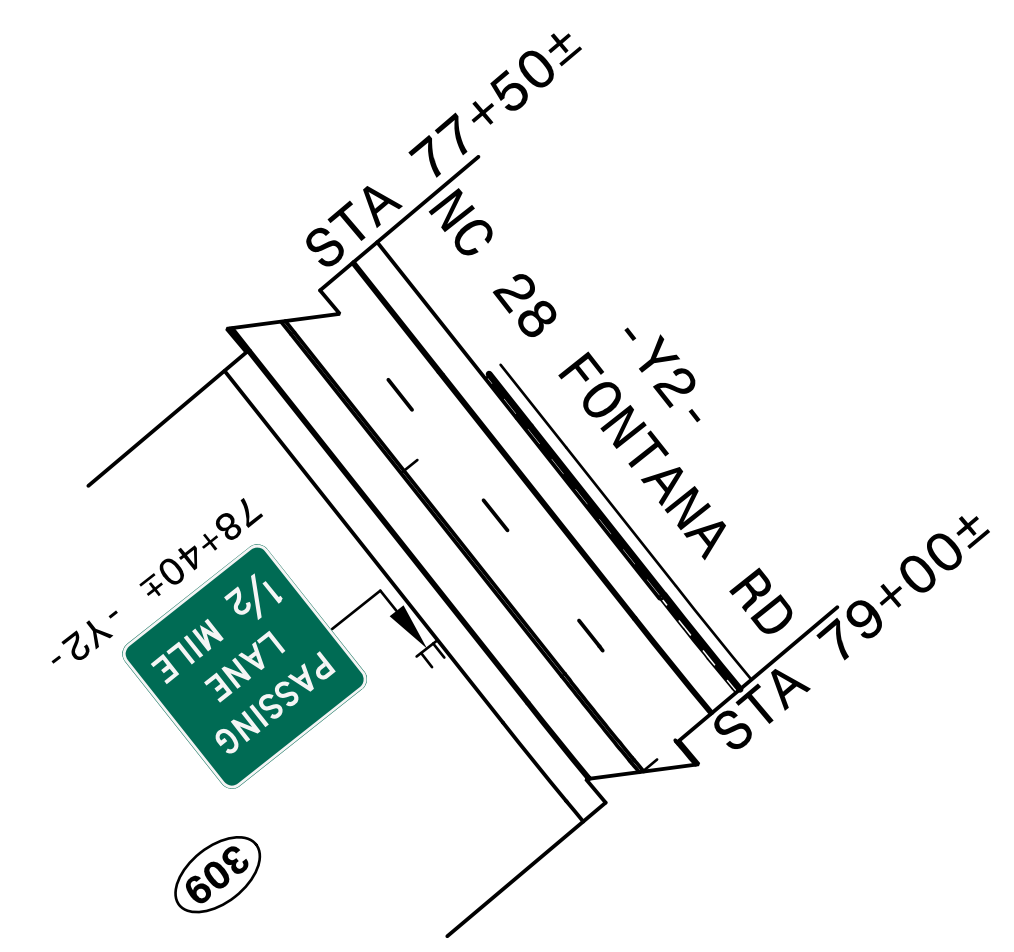
<p>401 QUANTITY REQ'D 1</p>  <p>36 X 36 S3-1</p> <p>YELLOW/GREEN REFLECTIVE SHEETING ONE "U" POST PER SIGN</p>	<p>411 QUANTITY REQ'D 2</p>  <p>30 X 36 R2-1</p> <p>ONE "U" POST PER SIGN</p>	<p>414 QUANTITY REQ'D 1</p>  <p>24 X 30 R4-7</p> <p>ONE "U" POST PER SIGN</p>	<p>416 QUANTITY REQ'D 5</p>  <p>36 X 36 R1-1</p> <p>ONE "U" POST PER SIGN</p>	<p>417 QUANTITY REQ'D 2</p>  <p>30 X 36 R2-1</p> <p>ONE "U" POST PER SIGN</p>	<p>420 QUANTITY REQ'D 1</p>  <p>36 X 36 W3-5</p> <p>ONE "U" POST PER SIGN</p>
<p>422 QUANTITY REQ'D 1</p>  <p>30 X 30 W42-7</p> <p>ONE "U" POST PER SIGN</p>	<p>424 QUANTITY REQ'D 2</p>  <p>30 X 30 W11-8</p> <p>ONE "U" POST PER SIGN</p>	<p>425 QUANTITY REQ'D 1</p>  <p>24 X 30 R4-16</p> <p>ONE "U" POST PER SIGN</p>	<p>426 QUANTITY REQ'D 1</p>  <p>36 X 36 W6-1</p> <p>ONE "U" POST PER SIGN</p>	<p>427 QUANTITY REQ'D 1</p>  <p>18 X 18 OM1-3</p> <p>MOUNT BELOW SIGN 414 IN 1 INSTALLATIONS</p>	
<p>429 QUANTITY REQ'D 2</p>  <p>36 X 36 W4-2(L)</p> <p>ONE "U" POST PER SIGN</p>	<p>430 QUANTITY REQ'D 2</p>  <p>36 X 36 W9-1(L)</p> <p>ONE "U" POST PER SIGN</p>				

TIP NO. A-0009CD	SHEET NO. SIGN-3
DocuSigned by:  APPROVED: Jimmy Terry <small>F039F3882E84D0</small>	
DATE: 2/27/2026	
SEAL	
	
DOCUMENT NOT CONSIDERED FINAL UNLESS ALL SIGNATURES COMPLETED	
 TGS ENGINEERS 201 W. MARION ST. STE 200 SHELBY, NC 28150 PH (704) 476-0003 CORP. LICENSE NO.: C-0275	

I:\R\2026\X:\NC001\A-0009\Traffic\Signing\A-0009\CD\CADD\Quantities & GM_Signs\A-0009\CD_Sgn_SGN_Sign03_Type E.dgn
 User: sime1vrm

TYPE "E" SIGNS

TIP NO. A-0009CD	SHEET NO. SIGN-4
APPROVED:  DocuSigned by: Jimmy Terry FD39F3882E54D0...	
DATE: 2/27/2026	
SEAL 	
DOCUMENT NOT CONSIDERED FINAL UNLESS ALL SIGNATURES COMPLETED	
 TGS ENGINEERS 201 W. MARION ST. STE 200 SHELBY, NC 28150 PH (704) 476-0003 CORP. LICENSE NO.: C-0275	

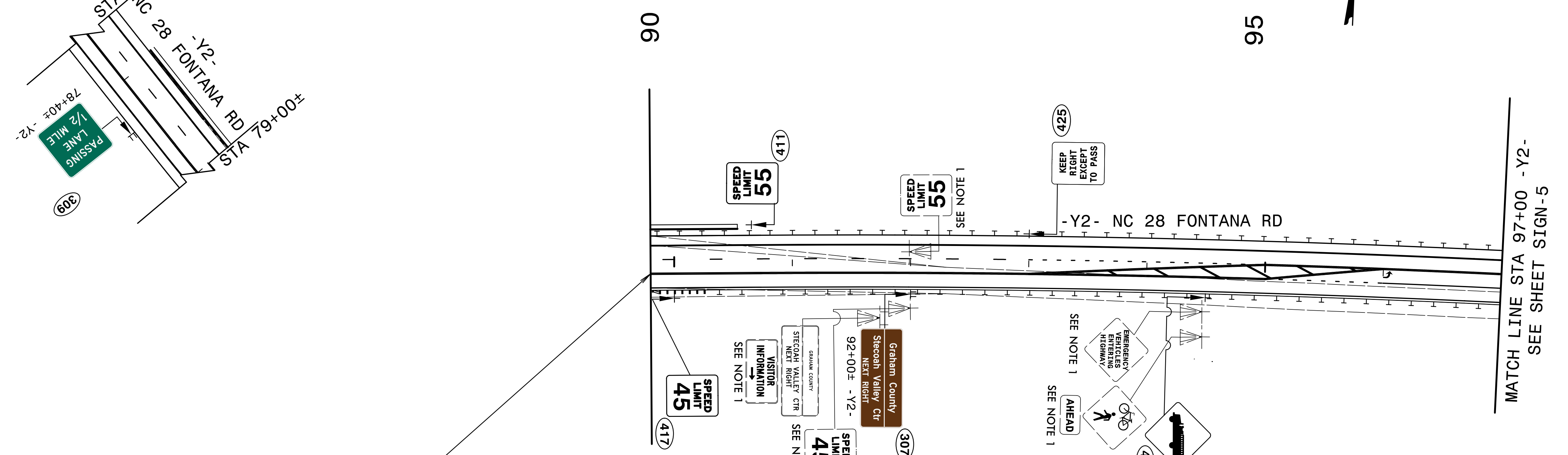




-Y2- STA 89+80
END SECTION A-0009CC
BEGIN SECTION A-0009CD

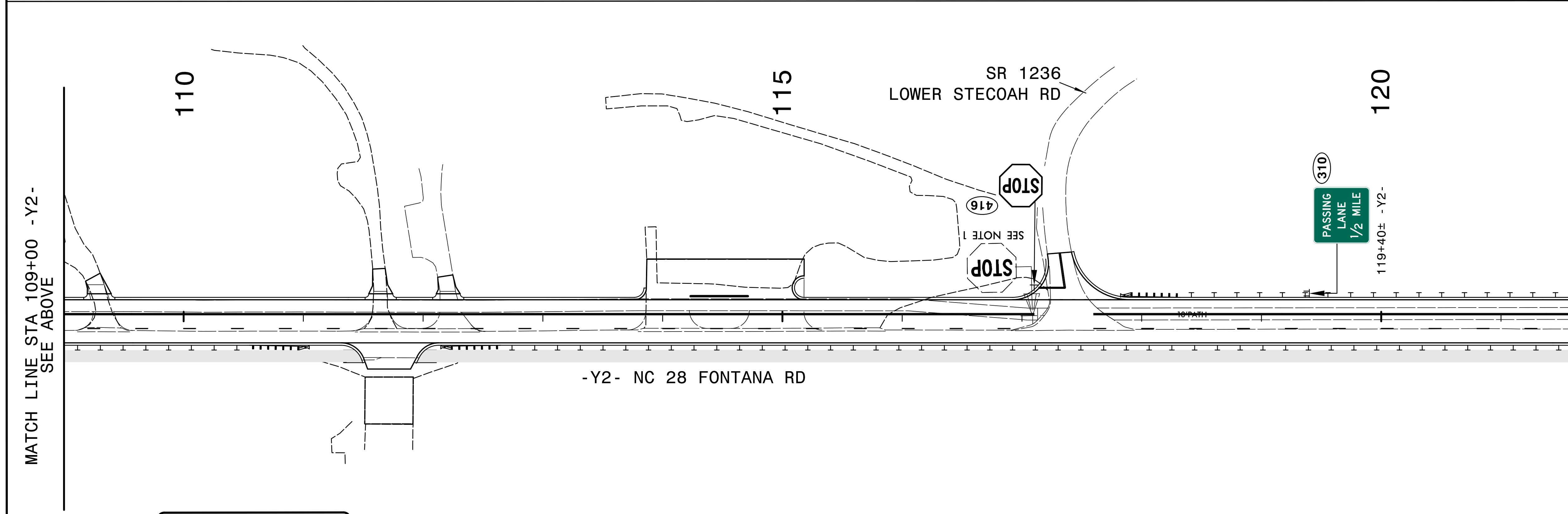
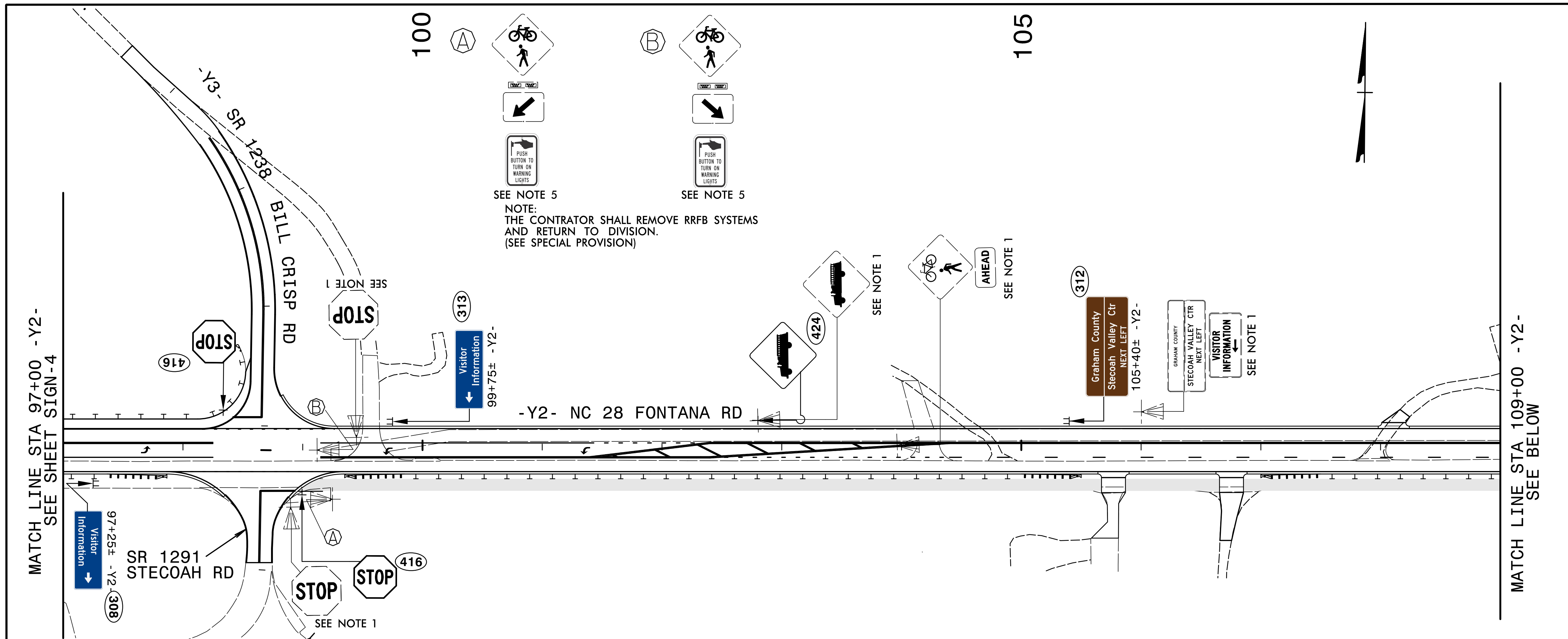
PROJECT NOTES

- 1 DISPOSAL OF SIGN SYSTEM, U-CHANNEL

EXISTING AND PROPOSED SIGNS
-Y2- NC 28 FROM 89+80 TO 97+00



TIP NO. A-0009CD	SHEET NO. SIGN-5
APPROVED:  DocuSigned by: Jimmy Terry FD39F3682E34D0...	
DATE: 2/27/2026	
SEAL 	
DOCUMENT NOT CONSIDERED FINAL UNLESS ALL SIGNATURES COMPLETED	



PROJECT NOTES

1	DISPOSAL OF SIGN SYSTEM, U-CHANNEL
5	RRFB ASSEMBLY REMOVAL

EXISTING AND PROPOSED SIGNS
-Y2- NC 28 FROM 97+00 TO 123+00

SEE NOTE 5

NOTE:
THE CONTRATOR SHALL REMOVE RRFB SYSTEMS
AND RETURN TO DIVISION.
(SEE SPECIAL PROVISION)



SEE NOTE 1

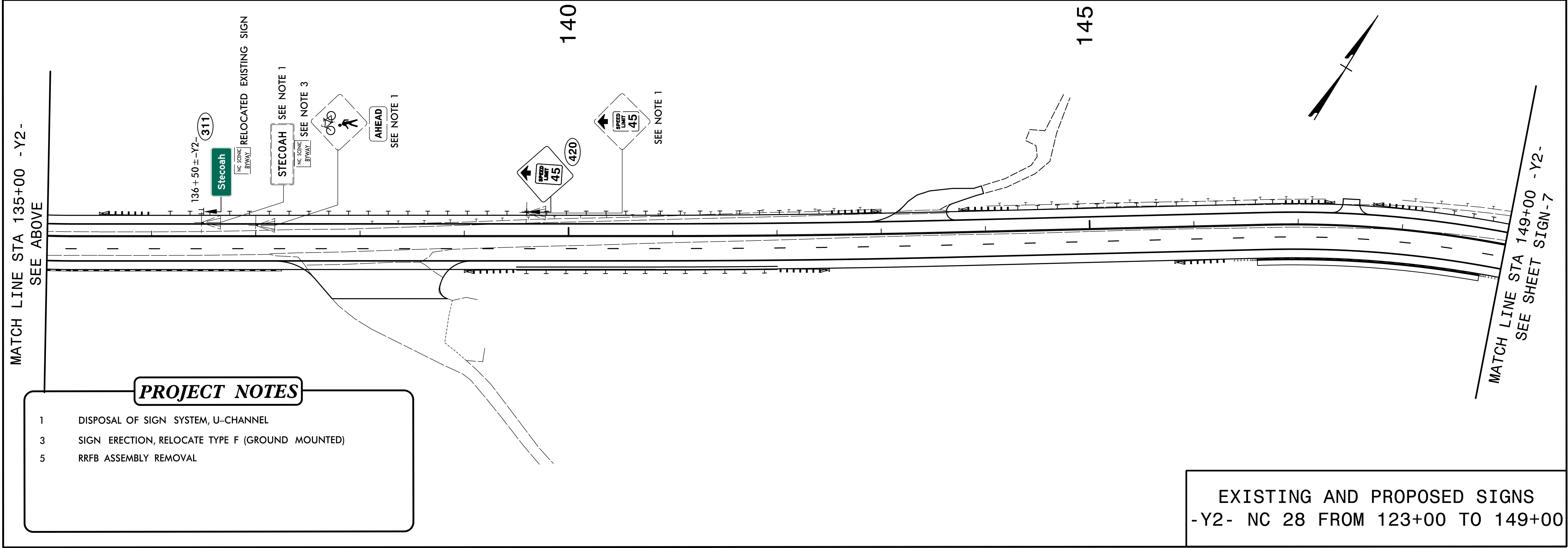
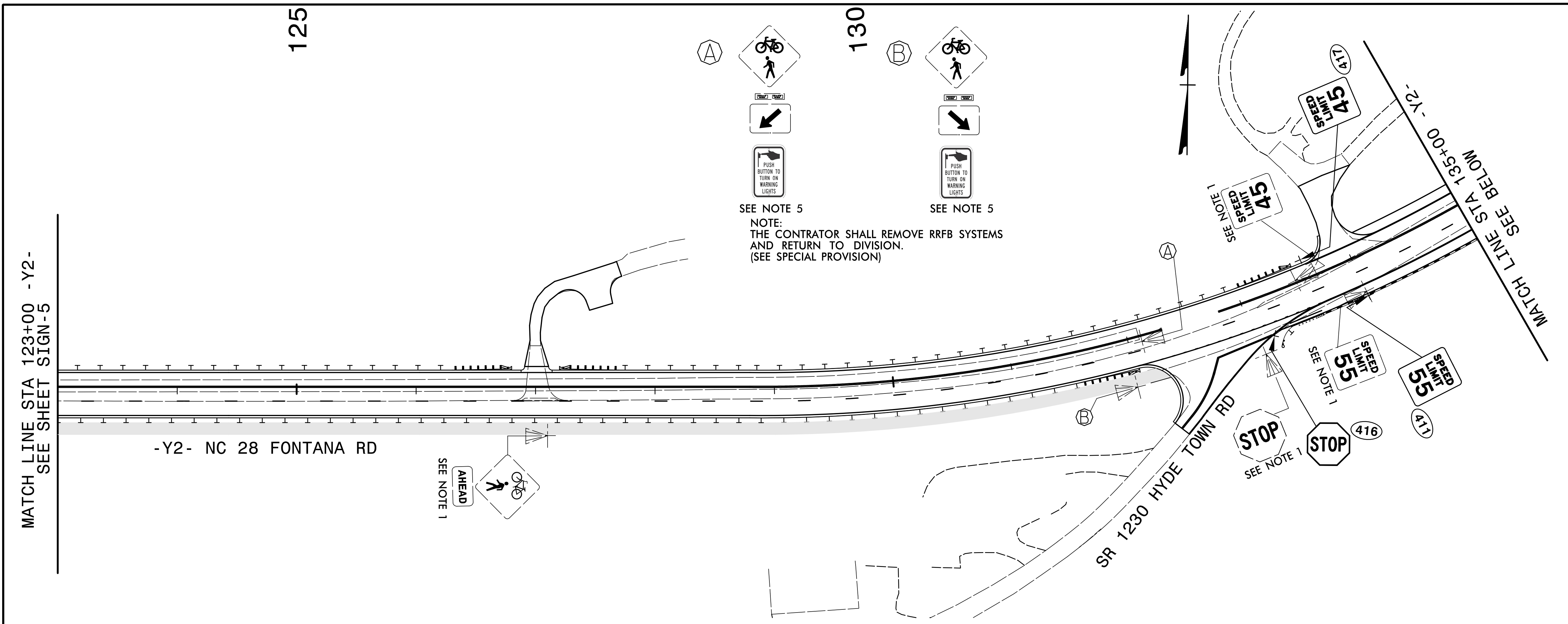
SEE NOTE 1

SEE NOTE 1

SEE NOTE 1




SEE NOTE 1

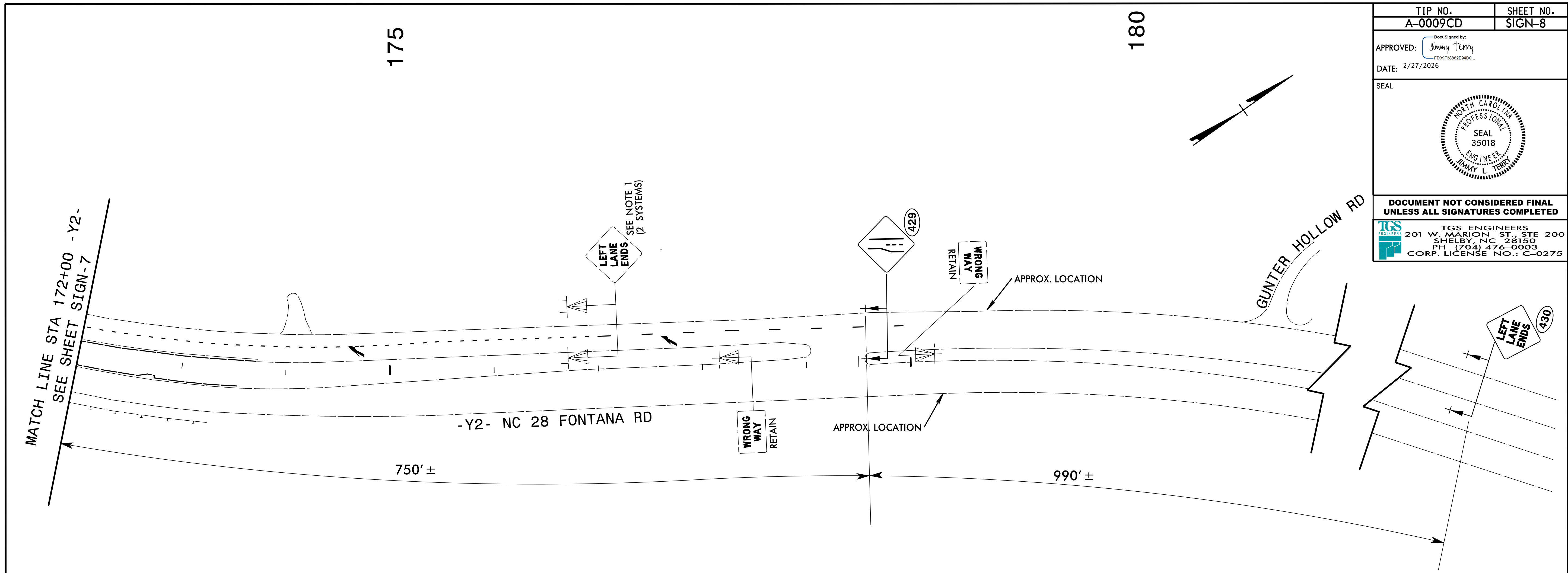
TIP NO. A-0009CD	SHEET NO. SIGN-6
APPROVED:  DocuSigned by: Jimmy Terry FD39F3882E54D0...	
DATE: 2/27/2026	
SEAL 	
DOCUMENT NOT CONSIDERED FINAL UNLESS ALL SIGNATURES COMPLETED	



- PROJECT NOTES**
- 1 DISPOSAL OF SIGN SYSTEM, U-CHANNEL
 - 3 SIGN ERECTION, RELOCATE TYPE F (GROUND MOUNTED)
 - 5 RRFB ASSEMBLY REMOVAL

EXISTING AND PROPOSED SIGNS
-Y2- NC 28 FROM 123+00 TO 149+00

TIP NO. A-0009CD	SHEET NO. SIGN-8
APPROVED:  FD39F5882E4400	
DATE: 2/27/2026	
SEAL 	
DOCUMENT NOT CONSIDERED FINAL UNLESS ALL SIGNATURES COMPLETED	
 TGS ENGINEERS 201 W. MARION ST., STE 200 SHELBY, NC 28150 PH (704) 476-0003 CORP. LICENSE NO.: C-0275	



PROJECT NOTES

1 DISPOSAL OF SIGN SYSTEM, U-CHANNEL

EXISTING AND PROPOSED SIGNS
 -Y2- NC 28 FROM 172+00 TO
 APPROX. 620 FT EAST OF GUNTER HOLLOW RD