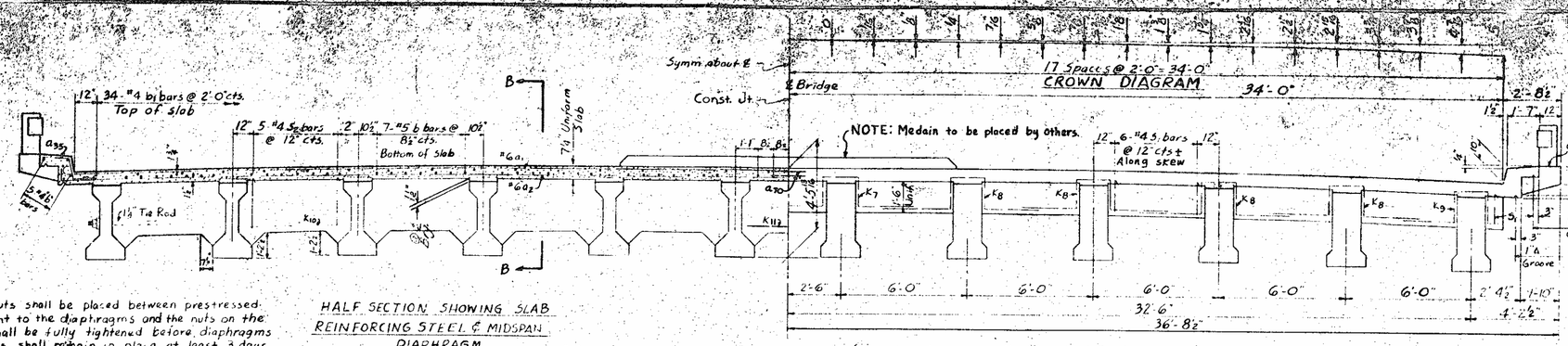


HALF SECTION SHOWING SLAB REINFORCING STEEL & MIDSPAN DIAPHRAGM

SPAN "A", "B" OR "D"

HALF SECTION SHOWING DIMENSIONS & DIAPHRAGM AT INTERIOR BENTS

SPAN "A", "B" OR "D"

**NOTE:**

Temporary struts shall be placed between prestressed girders adjacent to the diaphragms and the nuts on the 1¼" ϕ tie bars shall be fully tightened before diaphragms are cast. Struts shall remain in place at least 3 days after concrete is placed. The tie bars shall be re-tightened after struts have been removed.

TYPICAL SECTION

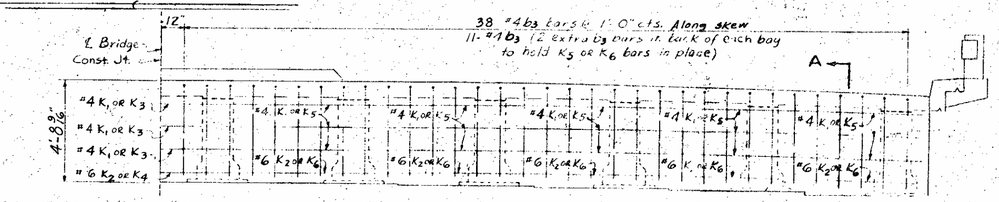


HALF END ELEVATION

(End Post on Substructure)

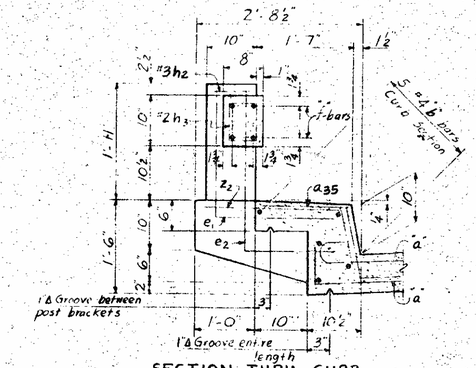


SECTION THRU CURB

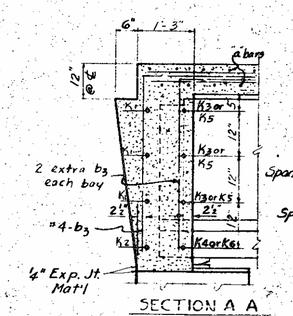


SECTION A A

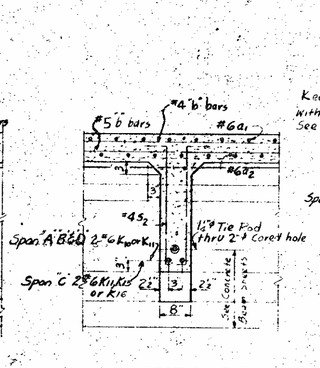


SECTION B-B

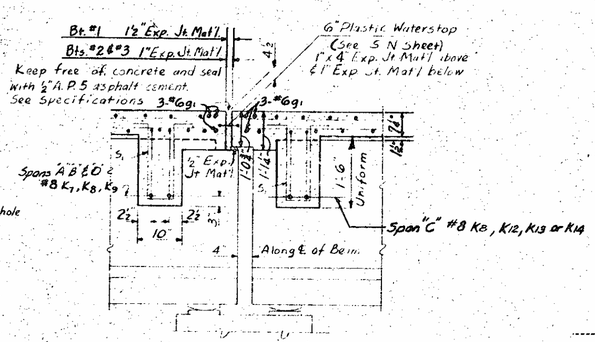


SECTION C-C

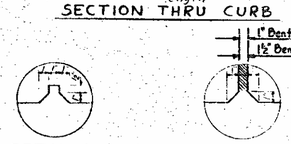


DETAIL A

DETAIL B

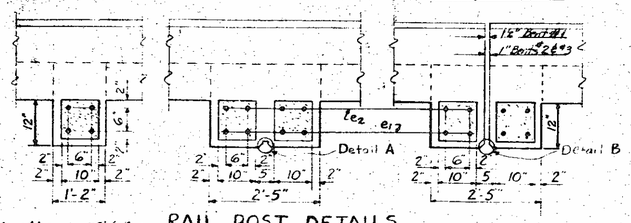


RAIL POST DETAILS

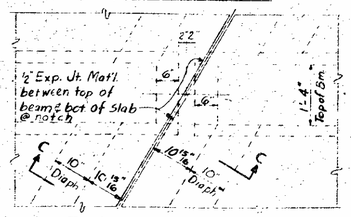


END OF BEAM DETAIL

PROJECT NO. 8.17374

FORSYTH COUNTY

STATION: 399+20.0 L3

STATE OF NORTH CAROLINA
STATE HIGHWAY COMMISSION
RALEIGH

SUPERSTRUCTURE
TYPICAL SECTION SPANS A B & D
45" PRESTRESSED CONCRETE BM.
68' ROADWAY 18" CURB
JULY, 1960

S-12

DESIGNED BY R. E. Payne DATE 7-7-60
DRAWN BY DATE
TRACED BY DATE
CHECKED BY J. L. Blackman DATE Sept. 1960

Revision No. 1 - Revised to change span lengths.