



TIP NO.	SHEET NO.
49218.6	PMP-1
APPROVED: _____	
DATE: _____	
SEAL	
	
3/16/2026	
DOCUMENT NOT CONSIDERED FINAL UNLESS ALL SIGNATURES COMPLETED	
	

**STATE OF NORTH CAROLINA  
DEPARTMENT OF TRANSPORTATION**

**PAVEMENT MARKING PLAN  
CUMBERLAND COUNTY**

**LOCATION: ALL AMERICAN FREEWAY NEAR HONEYCUTT RD ON FORT BRAGG**

**T.I.P.: 49218.6**

**CONTRACT: C205187**

**ROADWAY STANDARD DRAWING**

THE FOLLOWING ROADWAY STANDARDS AS APPEAR IN "ROADWAY STANDARD DRAWINGS" - PROJECT SERVICES UNIT - N.C. DEPARTMENT OF TRANSPORTATION - RALEIGH, N.C., DATED JANUARY 2024 ARE APPLICABLE TO THIS PROJECT AND BY REFERENCE HEREBY ARE CONSIDERED A PART OF THESE PLANS:

STD. NO.	TITLE
1205.01	PAVEMENT MARKINGS - LINE TYPES AND OFFSETS
1205.02	PAVEMENT MARKINGS - TWO-LANE AND MULTILANE ROADWAYS
1205.03	PAVEMENT MARKINGS - EXIT AND ENTRANCE RAMP
1205.06	PAVEMENT MARKINGS - LANE DROPS
1250.D01	RAISED PAVEMENT MARKERS - INSTALLATION SPACING
1251.01	RAISED PAVEMENT MARKERS - PERMANENT AND TEMPORARY
1261.01	GUARDRAIL AND BARRIER DELINEATORS - INSTALLATION SPACING
1261.02	GUARDRAIL AND BARRIER DELINEATORS - TYPES AND MOUNTING
1262.01	GUARDRAIL END DELINEATION

**INDEX**

SHEET NO.	DESCRIPTION
PMP-1	PAVEMENT MARKING PLAN TITLE AND SCHEDULE SHEET
PMP-1A	DETAILS IN LIEU OF STANDARDS
PMP-2	PAVEMENT MARKING DETAIL

**GENERAL NOTES**

THE FOLLOWING GENERAL NOTES APPLY AT ALL TIMES FOR THE DURATION OF THE CONSTRUCTION PROJECT, EXCEPT WHEN OTHERWISE NOTED IN THE PLAN, OR DIRECTED BY THE ENGINEER.

- A) INSTALL PAVEMENT MARKINGS AND PAVEMENT MARKERS ON THE FINAL SURFACE AS FOLLOWS:

ROAD NAME	MARKING	MARKER
L, RPD	THERMOPLASTIC	PERMANENT RAISED
- B) TIE PROPOSED PAVEMENT MARKING LINES TO EXISTING PAVEMENT MARKING LINES.
- C) REMOVE/REPLACE ANY CONFLICTING/DAMAGED PAVEMENT MARKINGS AND MARKERS.
- D) PASSING ZONES WILL BE DETERMINED IN THE FIELD AND MUST BE APPROVED BY THE ENGINEER.
- E) UNLESS OTHERWISE SPECIFIED, HEATED-IN-PLACE THERMOPLASTIC MAY BE USED IN LIEU OF EXTRUDED THERMOPLASTIC FOR STOP BARS, SYMBOLS, CHARACTERS AND DIAGONALS. IF HEATED-IN-PLACE IS USED, IT SHALL BE PAID FOR USING THE EXTRUDED THERMOPLASTIC PAY ITEM.

**FINAL PAVEMENT MARKINGS**


THERMOPLASTIC (6", 90 MILS)	
T20	WHITE EDGELINE
T22	10 FT. WHITE WHITE SKIP
T23	3 FT. - 9FT./SP WHITE MINISKIP
T30	YELLOW EDGELINE
THERMOPLASTIC (12", 90 MILS)	
T50	WHITE GORELINE

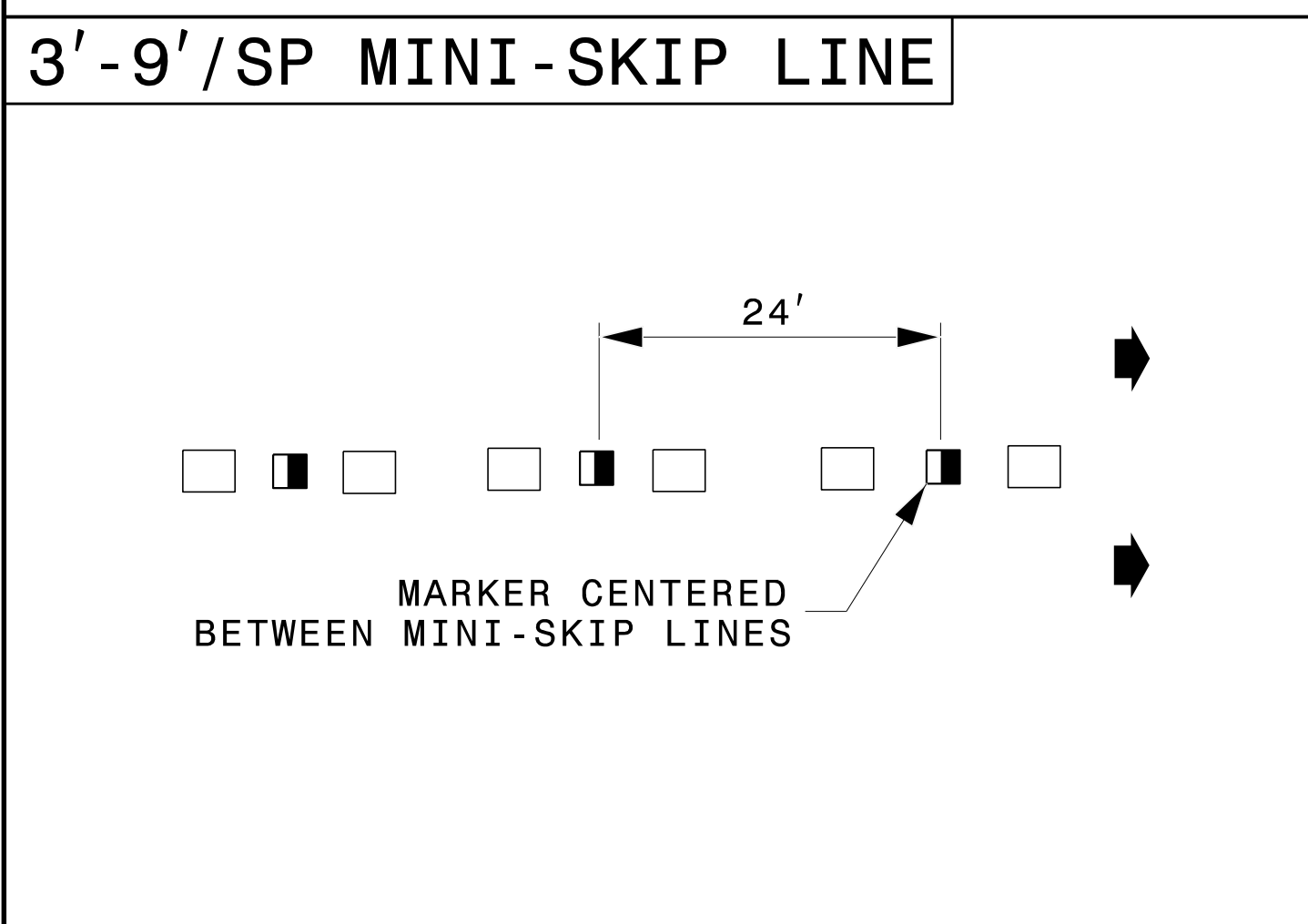
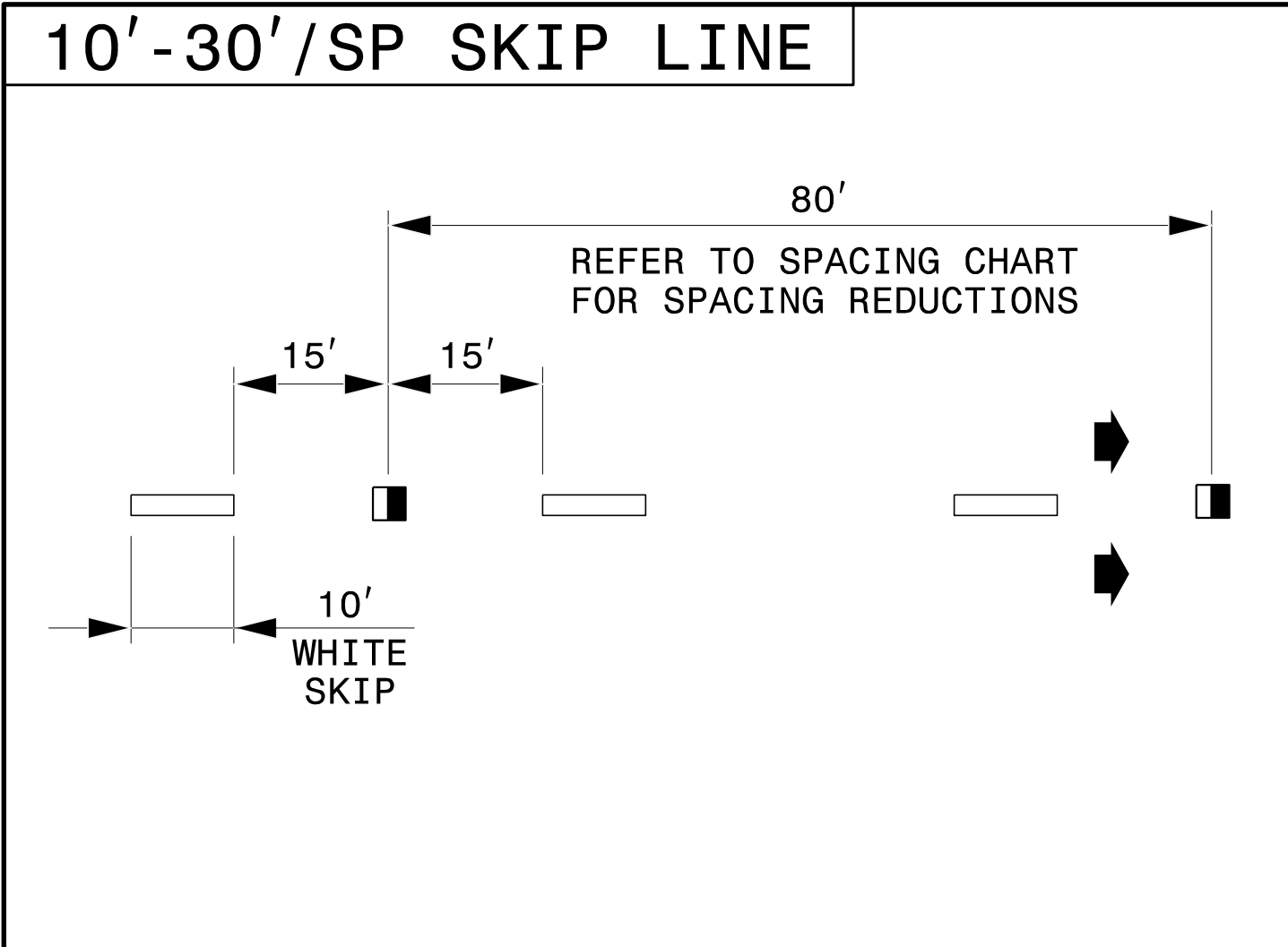
**PERMANENT RAISED MARKERS**

CRYSTAL & RED

PLAN REVIEWED BY: N.C.D.O.T. SIGNING AND DELINEATION UNIT

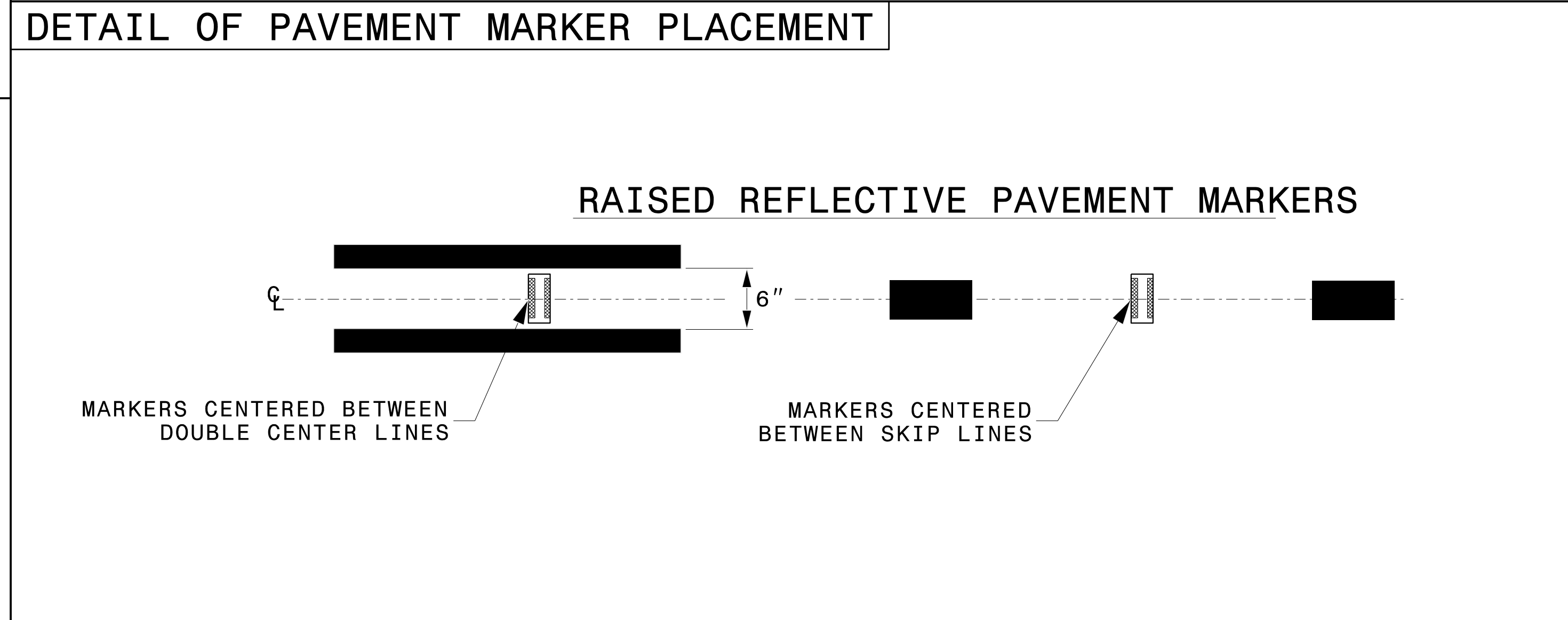
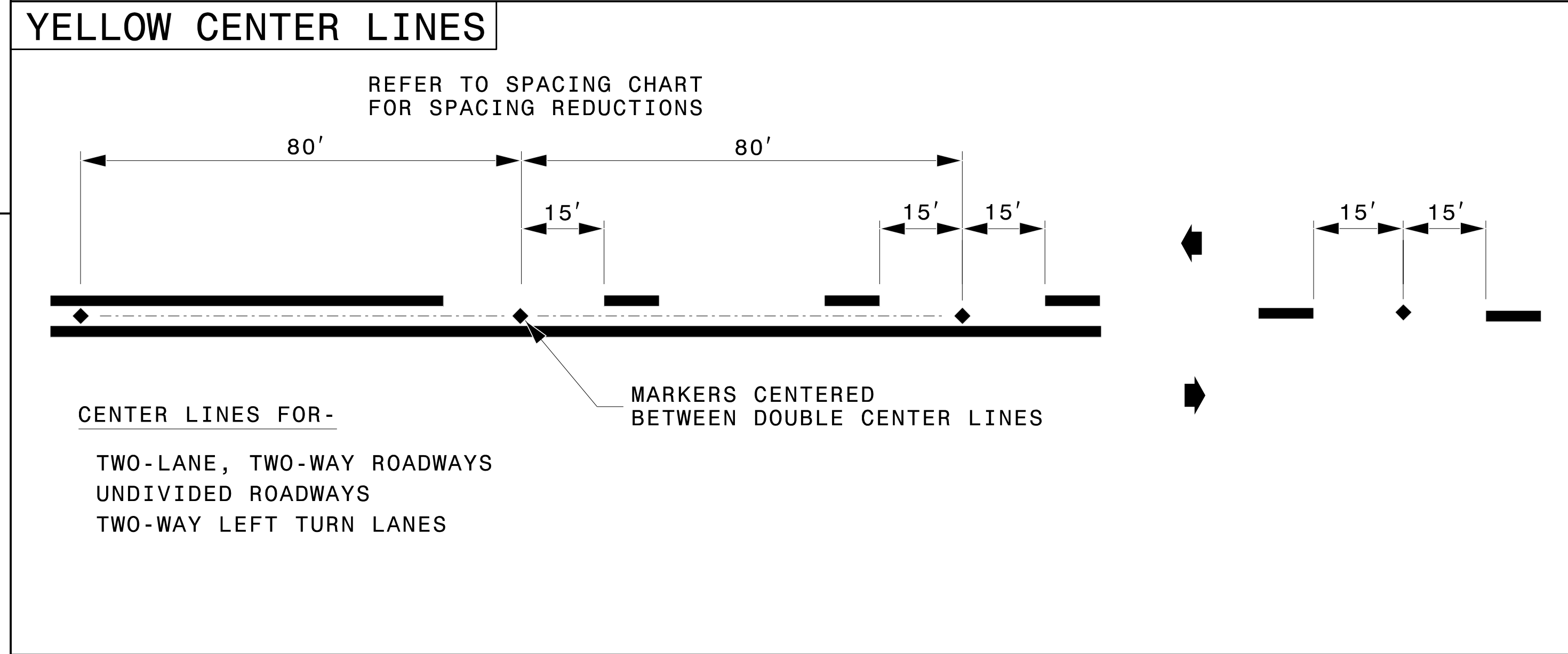
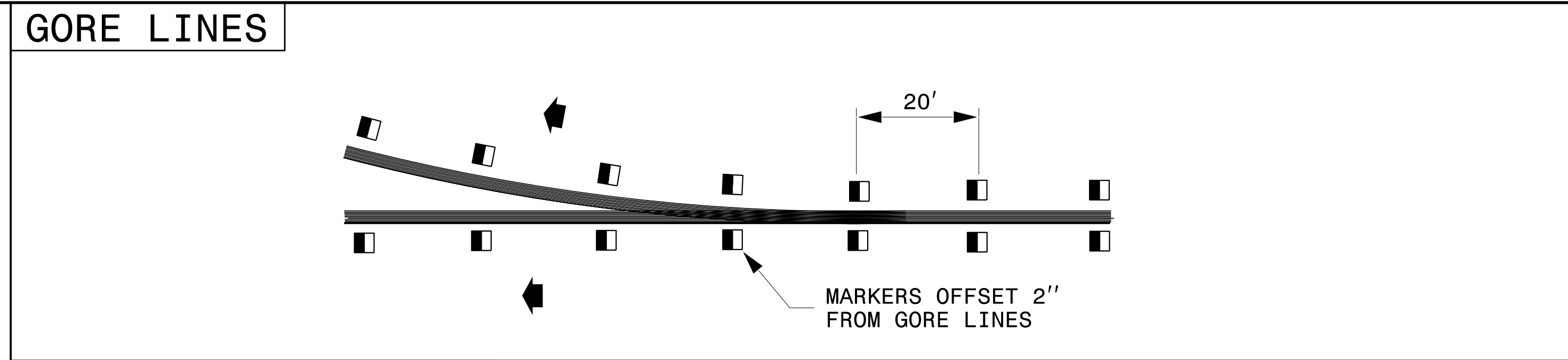
M. EATON, PE \_\_\_\_\_ SIGNING & DELINEATION REGIONAL ENGINEER  
D. BEARD \_\_\_\_\_ SIGNING & DELINEATION PROJECT DESIGN ENGINEER/TECHNICIAN





**LEGEND**

- CRYSTAL/RED PAVEMENT MARKER
- YELLOW/YELLOW PAVEMENT MARKER
- DIRECTION OF TRAFFIC FLOW



STATE OF NORTH CAROLINA  
DEPT. OF TRANSPORTATION  
DIVISION OF HIGHWAYS  
RALEIGH, N.C.

ROADWAY DETAIL DRAWING FOR  
**RAISED PAVEMENT MARKERS**  
INSTALLATION SPACING

SHEET 2 OF 3  
**1250D01**



Signed by:  
*Matthew V Springer, PE*  
3/16/2026

**CONTRACTS STANDARDS AND DEVELOPMENT UNIT**  
Office 919-707-8950 FAX 919-250-4119

**SEE TITLE BLOCK**

ORIGINAL BY: M.V. SPRINGER DATE: 2-15-24  
MODIFIED BY: DATE: \_\_\_\_\_  
CHECKED BY: DATE: \_\_\_\_\_  
FILE SPEC.: \_\_\_\_\_

