

BRIDGE HALF TYPICAL SECTION

FOR BRIDGES WITH FLOOR DRAINS, CARE SHALL BE EXERCISED IN PLACING THE WEARING SURFACE AROUND FLOOR DRAINS SO AS NOT TO HINDER EFFECTIVE DRAINAGE. ALL DRAINS SHALL BE LEFT OPEN.

THE PROPOSED WEARING SURFACE SHALL VARY IN THICKNESS AS NECESSARY TO PROVIDE A SMOOTH RIDING SURFACE. THE MINIMUM THICKNESS SHOULD DEPEND ON PAVEMENT TYPE AS FOLLOWS: S4.75A 1/2", S9.5B 1", S9.5C,D 1.5" - 2". ULTRA-THIN HOT MIX ASPHALT - TYPE A 3/4". ULTRA-THIN HOT MIX ASPHALT - TYPE B 5/8". ULTRA-THIN HOT MIX ASPHALT - TYPE C 1/2". THE MAXIMUM THICKNESS SHOULD DEPEND ON PAVEMENT TYPE AS FOLLOWS: S4.75A 1", S9.5B 1.5", S9.5C,D 2". ULTRA-THIN HOT MIX ASPHALT - TYPE A 3/4", ULTRA-THIN HOT MIX ASPHALT - TYPE B 5/8", ULTRA-THIN HOT MIX ASPHALT - TYPE C 1/2".

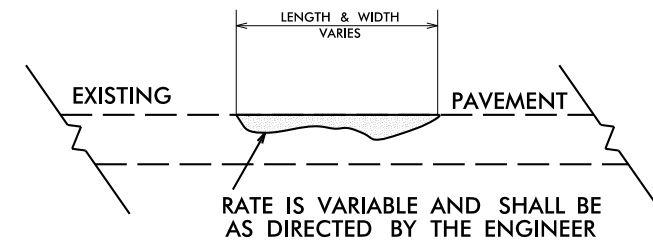
NOTES

ALL UNPAVED ROADS TO BE RESURFACED 50' FROM EDGE OF PAVEMENT OF MAIN PROJECT. ALL PAVED S. R. ROADS TO BE RESURFACED TO THE ENDS OF THE RADII, OR AS DIRECTED BY THE ENGINEER.

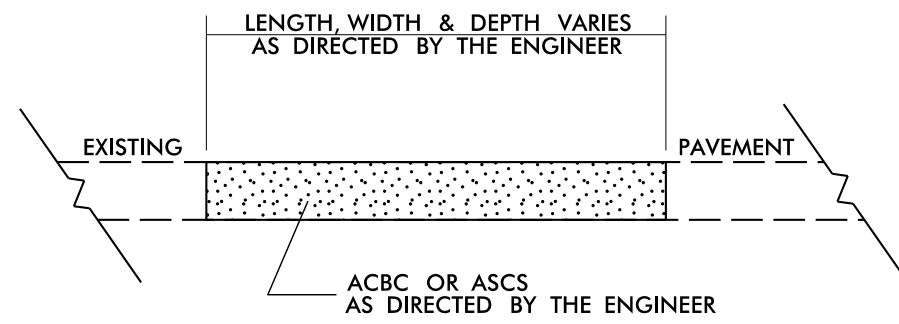
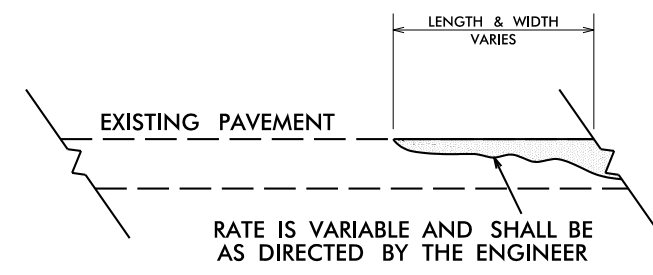
EDGES, PAVEMENT WIDENING, INTERSECTIONS AND BRIDGE FLARES ARE INCLUDED IN THE TABLE OF QUANTITIES.

SHOULDERS AND DITCHES ARE TO BE CONSTRUCTED BY OTHERS UNLESS OTHERWISE INDICATED.

BRIDGES ARE TO BE RESURFACED AT LOCATIONS AND TO DEPTH AS DIRECTED BY THE ENGINEER.



DETAIL SHOWING METHOD OF WEDGING



PATCHING EXISTING PAVEMENT