PROJECT REFERENCE NO.	SHEET NO.
U-5302	ECS-2

NORTH CAROLINA PROFESSIONAL SEAL 059834 ENGINEER SARAH G. KIRKPATRICK

DocuSigned by: Sarah Kirkpatrick 12/15/2025
7ACCCBD81196E4C...

DOCUMENT NOT CONSIDERED FINAL UNLESS ALL SIGNATURES COMPLETED

NTS

USE FOR CONDUIT INSTALLATION ONLY

MATCHLINE TO SHEET ECS-1

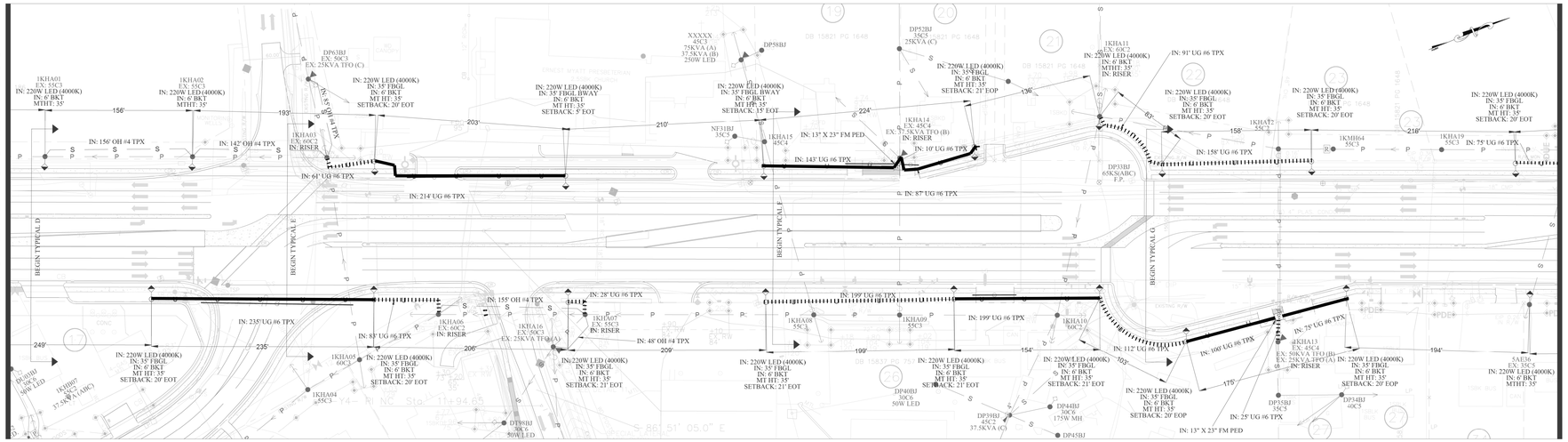

ATCHLINE TO SHEET ECS-3

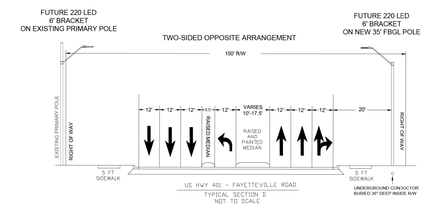

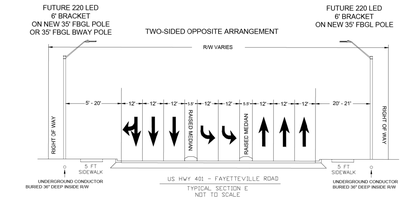

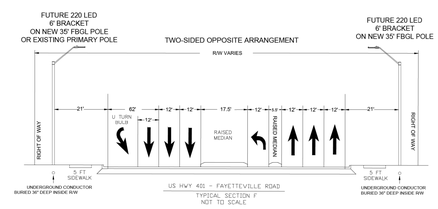

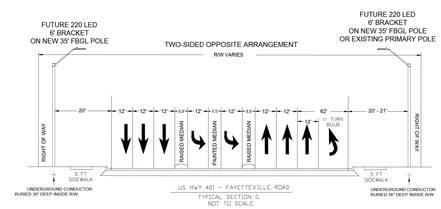

BY INITIALING THIS BLOCK THE CUSTOMER STATES THEY HAVE REVIEWED EACH SHEET OF THE PROPOSED LIGHTING DESIGN AND APPROVES OF ALL PROPOSED LIGHTING FACILITY LOCATIONS. CUSTOMER HAS VERIFIED THERE ARE NO CONFLICTS WITH PROPOSED LIGHTING ARRANGEMENT AND THE PLANS ARE CURRENT.

CUSTOMER INITIALS
X _____

SAFETYFirst
> PERSONAL ACCEPTABILITY
> ACTIVE EARING
> HAZARD RECOGNITION

Safety Reminders / Adverse Conditions

?:
?:
?:

WZ8: REMEMBER "YOUR CIRCLE OF SAFETY"
WZ8: SET PROPER WORK ZONE NEEDED
WZ8: SET PROPER SIGNS, CONES, AND BARRICADES
WZ8: REMEMBER WALK AROUNDS AND PRETRIP
WZ8:

REMEMBER: Work zone area conditions may have changed for this job! Everyone is responsible for verifying the above safety information is correct prior to any work being performed each day.

NO.	DATE	REVISION	BY

LIGHTING DESIGN TOLERANCE

The calculated footcandle light levels in this lighting design are predicted values and are based on specific information that has been supplied to Duke Energy. Any inaccuracies in the supplied information, differences in luminaire installation, lighted area geometry including elevation differences, reflective properties of surrounding surfaces, obstructions (foliage or otherwise) in the lighted area, or lighting from sources other than listed in this design may produce different results from the predicted values. Normal tolerances of voltage, lamp output, and ballast and luminaire manufacture will also affect results.

DUKE ENERGY® PROGRESS

PROPRIETARY & CONFIDENTIAL

This document together with the concepts and designs presented herein, presented as an instrument of service, is the sole property of Duke Energy, and is intended only for the specific purpose and prospective client as stated in the title block of this drawing. Any use, copying, reproduction or disclosure of the drawing, design or any information contained herein by the prospective customer or other entities, including without limitation, architects, engineers, or equipment manufacturers is hereby expressly prohibited and shall not be permitted absent prior written consent from, and payment of compensation to Duke Energy. Duke Energy disclaims any liability or responsibility for any unauthorized use of or reliance on this document.

STREET LIGHTING ARRANGEMENT FOR
US-401 (FAYETTEVILLE ROAD) (U-5302)
GARNER, NC

Designed by DUKE ENERGY PROGRESS LIGHTING SOLUTIONS
Reviewed by WILLIAM MCLEAN Scale
Date 11/11/2022 Size Drawing size "D"
Description WO 30910101
Drawing No. 910101 Sht. 2 OF 4

LEGEND

- 2" PVC CONDUIT BURIED FURNISHED BY AND INSTALLED BY CONTRACTOR FOR FUTURE DUKE ENERGY LIGHTING ALONG US 401 IN GARNER.
- 2" PVC CONDUIT TRENCHLESS FURNISHED BY AND INSTALLED BY CONTRACTOR FOR FUTURE DUKE ENERGY LIGHTING ALONG US 401 IN GARNER.
- LIGHT POLES BY OTHERS
- EXISTING LIGHT POLES
- F PEDESTALS BY OTHERS

Rev.	Date	Description	Approved
2			
1			

NORTH CAROLINA
DEPARTMENT OF TRANSPORTATION
ROADWAY DESIGN LIGHTING/ELECTRICAL SECTION

LIGHTING LAYOUT

ELECTRICAL CONDUIT SYSTEM

US 401 FAYETTEVILLE RD.
GARNER
WAKE COUNTY

Drawn By:	Approved By:	Dwg No.:

$$$$SYSTIME$$$$
$$$$SYSTIME$$$$
$$$$USERNAME$$$$