PROJECT REFERENCE NO.	SHEET NO.
2026CPT.10.15.10901, 2026CPT.10.15.20901 2026CPT.10.15.20902	RS-1

See Table 2 within Rumble Strip Policy for Design Guidance

If 4″ Markings will be used:

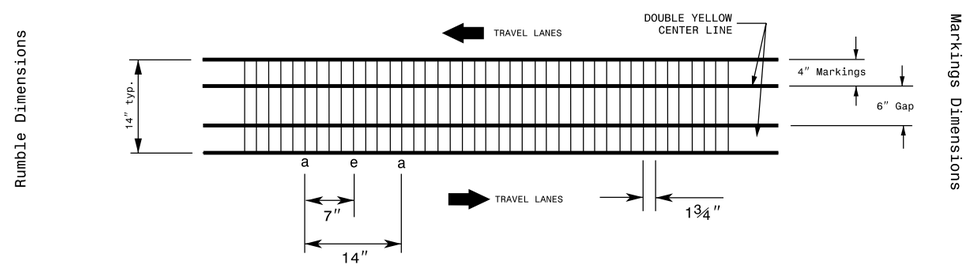

If 6″ Markings will be used:

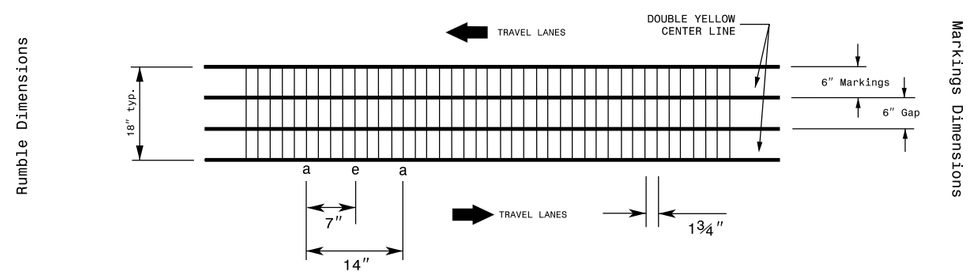

PROFILE:

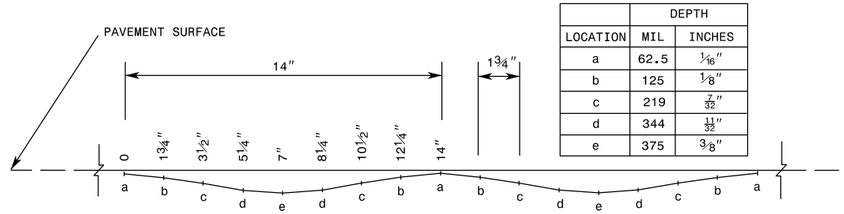

	DEPTH	
LOCATION	MIL	INCHES
a	62.5	1/16″
b	125	1/8″
c	219	7/32″
d	344	11/32″
e	375	3/8″

REFERENCE DRAWING ID: Sin.CL

NOTES:

1) Specification in table taken from MNDOT Research Project Final Report 2016-23: *Sinusoidal Rumble Strip Design Optimization Study By: Terhaar et. al, June 2016*
2) USING A VACUUM, REMOVE ALL DEBRIS FROM THE MILLINGS JUST PRIOR TO PLACING ANY PAVEMENT MARKINGS.
3) ENSURE GLASS BEADS ARE SPREAD UNIFORMLY OVER THE ENTIRE SURFACE OF THE PAVEMENT MARKING MATERIAL.

STATE OF
NORTH CAROLINA
DEPT. OF TRANSPORTATION
DIVISION OF HIGHWAYS
RALEIGH, N.C.

ROADWAY DETAIL DRAWING FOR
RUMBLE STRIPS / STRIPES
SINUSOIDAL CENTERLINE RUMBLE STRIPE

SHEET 6 OF 9

CONTRACTS STANDARDS AND DEVELOPMENT UNIT
Office 919-707-8950 FAX 919-250-4119

2026 Union County Resurfacing

ORIGINAL BY: C. SIMPSON DATE: 04-24-2025
MODIFIED BY: DATE:
CHECKED BY: DATE:
FILE SPEC.: