See Table 2 within Rumble Strip Policy for Design Guidance

LANE TREATMENT

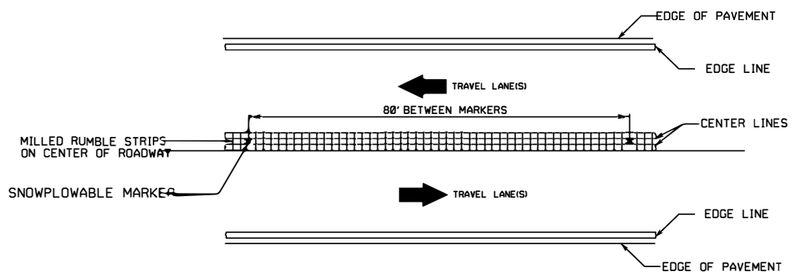

PROFILE:

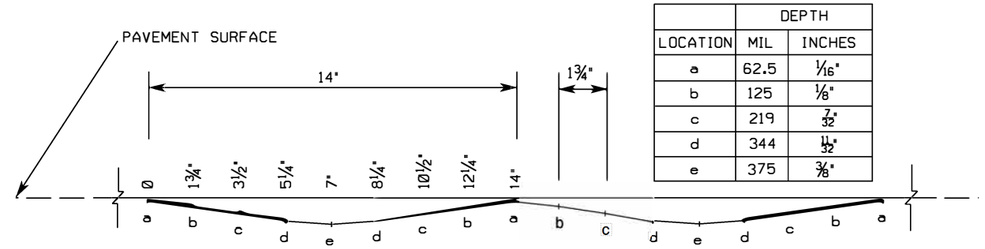

	DEPTH	
LOCATION	MIL	INCHES
a	62.5	1/16"
b	125	1/8"
c	219	7/32"
d	344	11/32"
e	375	3/8"

SECTION A-A'

CENTER LINE

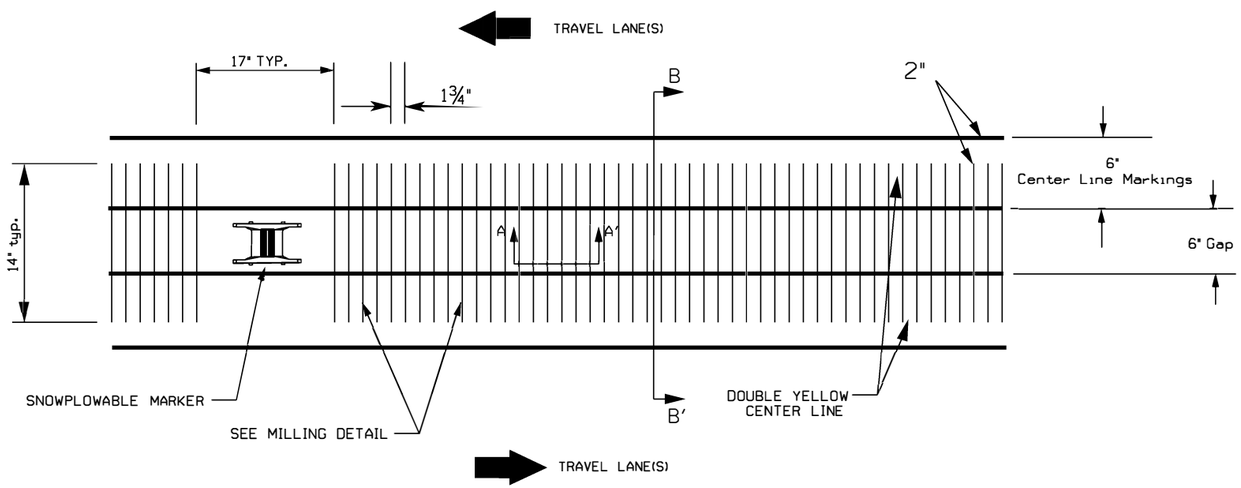

MILLING DETAIL

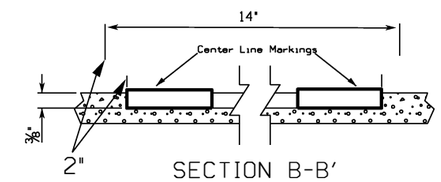

SECTION B-B'

REFERENCE DRAWING ID: S1n.CL with Snowplowable Markers

NOTES:

1) USING A VACUUM, REMOVE ALL DEBRIS FROM THE MILLINGS JUST PRIOR TO PLACING ANY PAVEMENT MARKINGS.
2) ENSURE GLASS BEADS ARE SPREAD UNIFORMLY OVER THE ENTIRE SURFACE OF THE PAVEMENT MARKING MATERIAL.
3) INSTALL SNOWPLOWABLE MARKERS AT APPROXIMATELY 80' INCREMENTS. DO NOT MILL RUMBLE STRIPS IN SECTION WHERE SNOWPLOWABLE MARKERS ARE INSTALLED.

STATE OF NORTH CAROLINA
DEPT. OF TRANSPORTATION
DIVISION OF HIGHWAYS
RALEIGH, N.C.

ROADWAY DETAIL DRAWING FOR RUMBLE STRIPS / STRIPES

SINUSOIDAL CENTERLINE RUMBLE STRIPE WITH SNOWPLOWABLE MARKERS

SHEET 8 OF 9

12/17/2025

DocuSigned by:
Jessi Leonard
4D590D07E47C40F...

NORTH CAROLINA PROFESSIONAL SEAL 42568 ENGINEER JESSICA L. LEONARD

CONTRACTS STANDARDS AND DEVELOPMENT UNIT
Office 919-707-8950 FAX 919-250-4119

SEE TITLE BLOCK

ORIGINAL BY: C. SIMPSON DATE: 04-24-2025
MODIFIED BY: DATE:
CHECKED BY: DATE:
FILE SPEC.: