PROJECT REFERENCE NO.	SHEET NO.
2026CPT.05.14.10321.1, etc.	SIG-1

High Speed Detection
(≥35 mph)

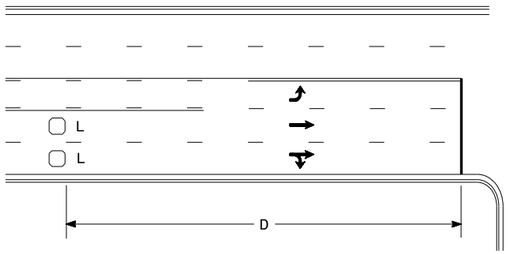

OR

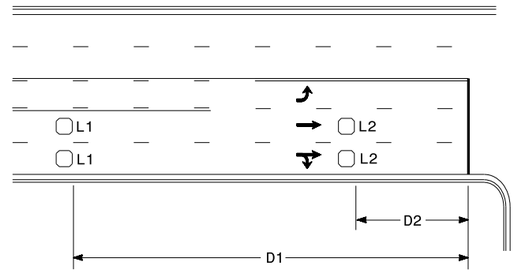

Speed Limit mph	D ft
35	200
40	250
45	300
50	355
55	420
60	475
65	550

L = 6ft X 6ft
Wired separately

Volume Density Operation

Speed Limit mph	D1 ft	D2 ft
40	250	80
45	300	90
50	355	100
55	420	110
60	475	120
65	550	130

L1 = 6ft X 6ft
Wired in series

L2 = 6ft X 6ft
Wired in series

"Stretch" Operation

Low Speed Detection
(≤35 mph)

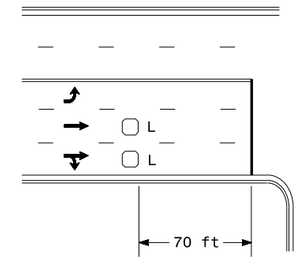

OR

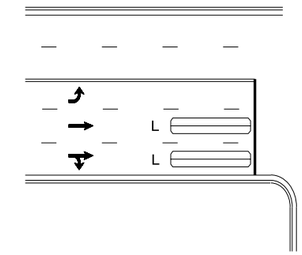

L = 6ft X 6ft
Wired in series

L = 6ft X 40ft
Quadrupole loop, wired separately

Left Turn Lane Detection

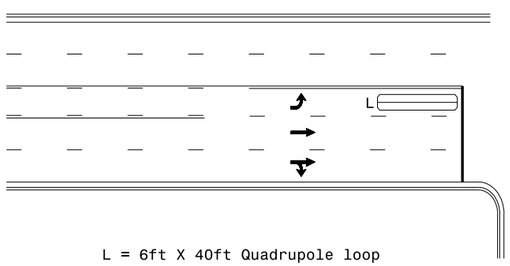

L = 6ft X 40ft Quadrupole loop

Presence Loop Detection

OR

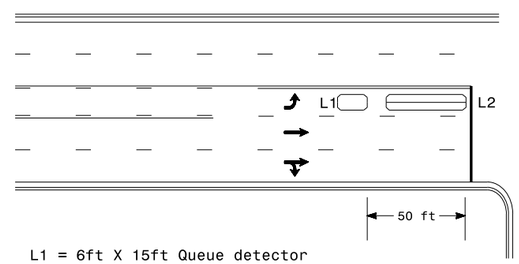

L1 = 6ft X 15ft Queue detector
L2 = 6ft X 40ft Quadrupole loop

Queue Loop Detection

Right Turn Lane Detection

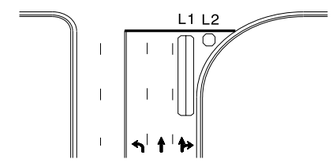

Shared Lane/
Wide Radius Turn

L1 = 6ft X 40ft Quadrupole loop
L2 = 6ft X 6ft [Minimum] Presence loop
Wired separately

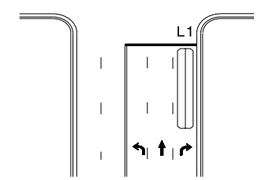

Standard Turn

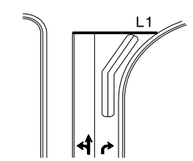

Wide Radius Turn

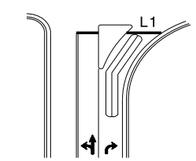

Channelized Turn

Side Street Detection

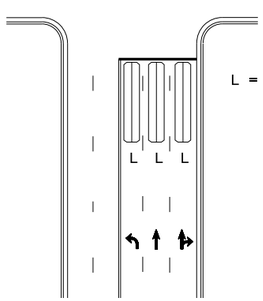

L = 6ft X 40ft
Quadrupole loop
Wired to separate
detectors/channels

Presence Loop Placement at Stop Lines

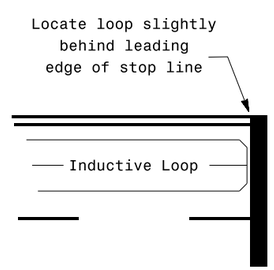

Note:
Loop may be located in advance of stop line under any of the following conditions:
1) stop line is greater than 15′ from edge of intersecting roadway
2) loop detects a permissive or protected/permissive left turn
3) for an exclusive right turn lane

Recommended Number of Turns

Single 6′ X 6′ loop
(when wired separately):

Length of Lead-in ft	Number of Turns
< 250	3
250-375	4
375-525	5
> 525	6

Quadrupole loops: Use 2-4-2 turns

6′ X 15′ Loops:
Lead-in < 150′, use 2 turns
Lead-in > 150′, use 3 turns

Prepared in the Offices of:
Transportation Mobility and Safety Division
STATE OF NORTH CAROLINA DEPARTMENT OF TRANSPORTATION
Signal Design Section
750 N.Greenfield Pkwy,Garner,NC 27529

Typical Signal Loop Locations

PLAN DATE: September 2025	REVIEWED BY:
PREPARED BY: J.A. Lohr	REVIEWED BY:

REVISIONS	INIT.	DATE

SCALE
N/A

SEAL
NORTH CAROLINA PROFESSIONAL SEAL 026486 ENGINEER ROBERT J. ZIEMBA
DocuSigned by: Robert J. Ziemba
1B9648D6274A484
11/25/2025
DATE
SIG. INVENTORY NO.

17-NOV-2025 07:35
S:\TIS\SIG\TS Signals\Signal Design Section\Eastern Region\Loop Typical\Loop_Typical_2025.dgn
jolohr