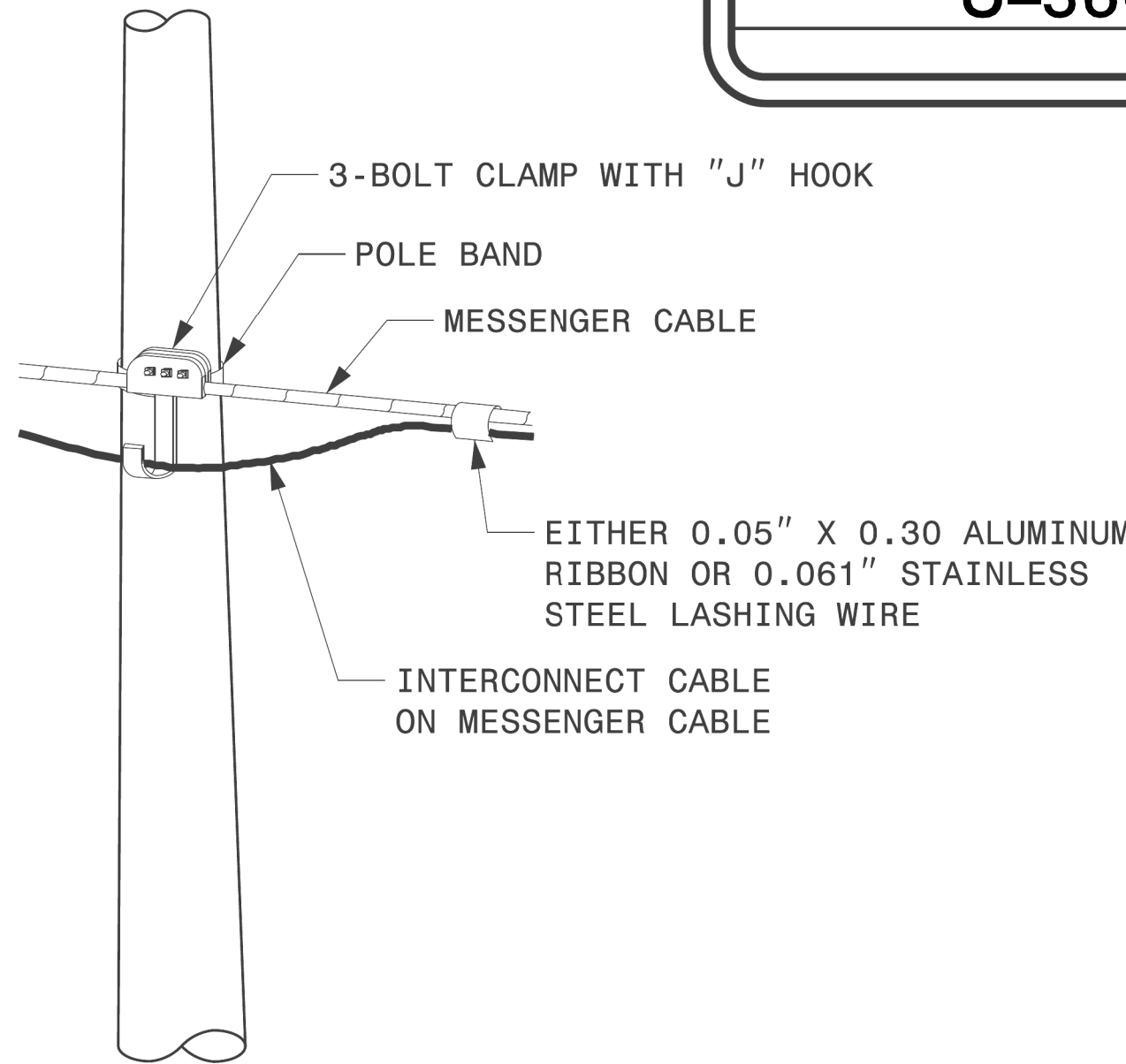


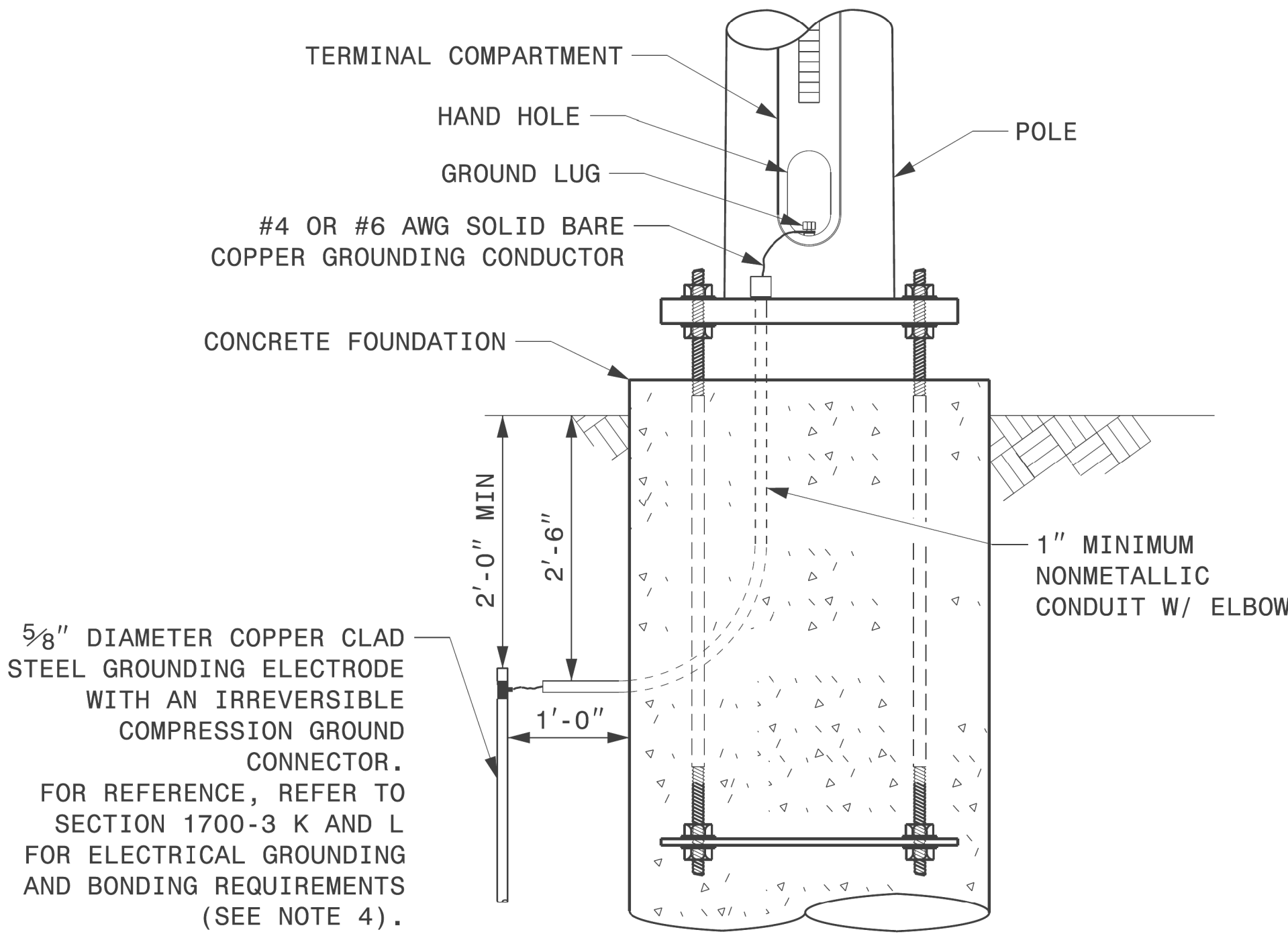
STRAIN POLE ATTACHMENTS

NOTES:

- STRAP ALL SIGNAL CABLES TO THE SIDE OF THE POLE WITH 3/4" STAINLESS STEEL STRAPS WHEN THE DISTANCE BETWEEN SPAN WIRE ATTACHMENT CLAMP AND WEATHERHEADS EXCEEDS 3'-0".
- PROVIDE MINIMUM TWO SPAN WIRE POLE CLAMPS PER POLE.
- IT IS PROHIBITED TO ATTACH TWO SPAN WIRES AT ONE POLE CLAMP.
- FOR GENERAL REQUIREMENTS, REFER TO NCDOT STANDARD SPECIFICATIONS FOR ROADWAY AND STRUCTURES, JANUARY 2024.




ATTACHMENT OF CABLE TO INTERMEDIATE METAL POLE



METAL POLE GROUNDING DETAIL FOR STRAIN POLE AND MAST ARM

Prepared In the Offices of:



750 N. Greenfield Pkwy, Garner, NC 27529

Typical Fabrication Details For Strain Pole Attachments

PLAN DATE: SEPTEMBER 2023 DESIGNED BY: C.F. ANDREWS

PREPARED BY: K.C. DURIGON REVIEWED BY: D.C. SARKAR

REVISIONS INIT. DATE

SCALE NA NONE

SEAL



DocuSigned by:

Kevin Durigon

4B23DC79B3784DA

09/21/2023

DATE