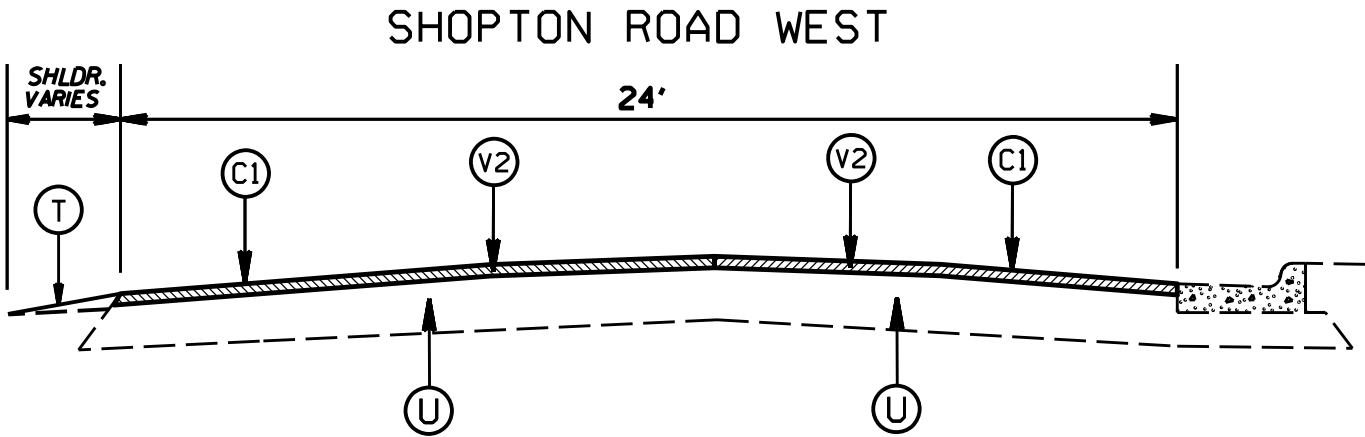


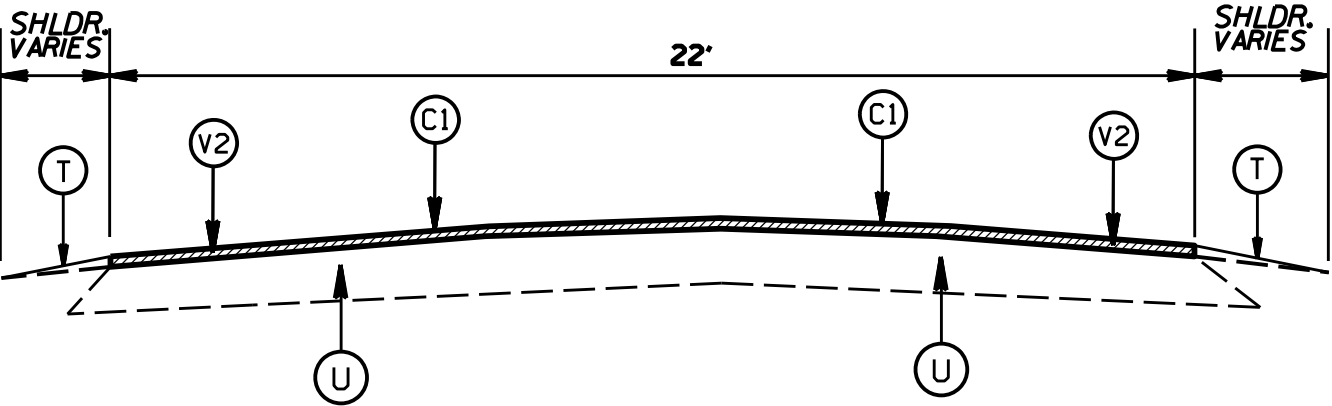
STATE	PROJECT NO.	SHEET NO.	TOTAL SHEETS
N.C.		13	25
WBS NO. 2026CPT.10.09.10601 2026CPT.10.09.20601			

PAVEMENT SCHEDULE	
C1	PROP. APPROX. 1.5" ASPHALT CONCRETE SURFACE COURSE, TYPE S9.5B, AT AN AVERAGE RATE OF 165 LBS. PER SQ. YD.
C2	PROP. APPROX. 1.25" ASPHALT CONCRETE SURFACE COURSE, TYPE S9.5B, AT AN AVERAGE RATE OF 137.5 LBS. PER SQ. YD.
C3	PROP. APPROX. 1.5" ASPHALT CONCRETE SURFACE COURSE, TYPE S9.5C, AT AN AVERAGE RATE OF 168 LBS. PER SQ. YD.
T	SHOULDER RECONSTRUCTION
U	EXISTING PAVEMENT
V1	INCIDENTAL MILLING
V2	MILLING 1.5" DEPTH

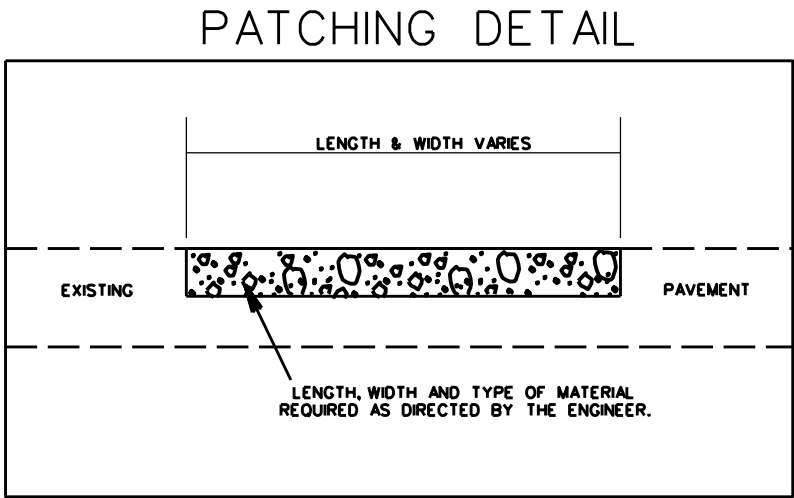


TYPICAL SECTION NO. 9

SHOPTON ROAD WEST



TYPICAL SECTION NO. 10



2026 MECKLENBURG COUNTY  
RESURFACING CONTRACT 2

SCALE	-NA-
DATE	
DWG. BY	JHE
DESIGN BY	
APPROVED	



REVISIONS	