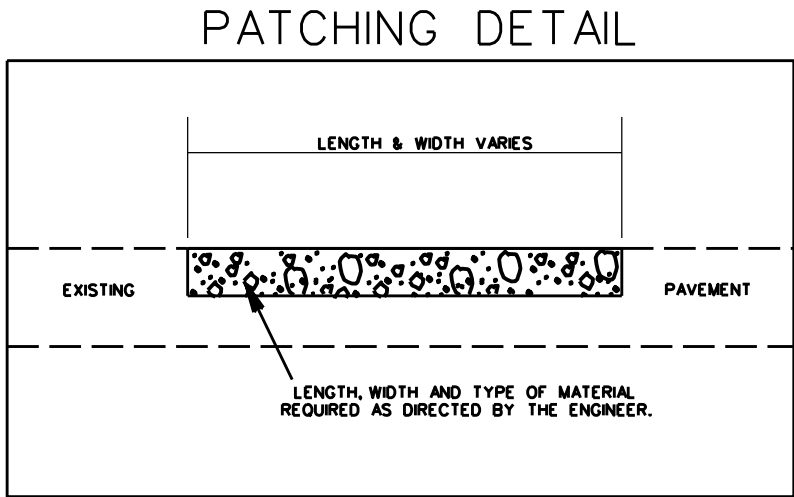
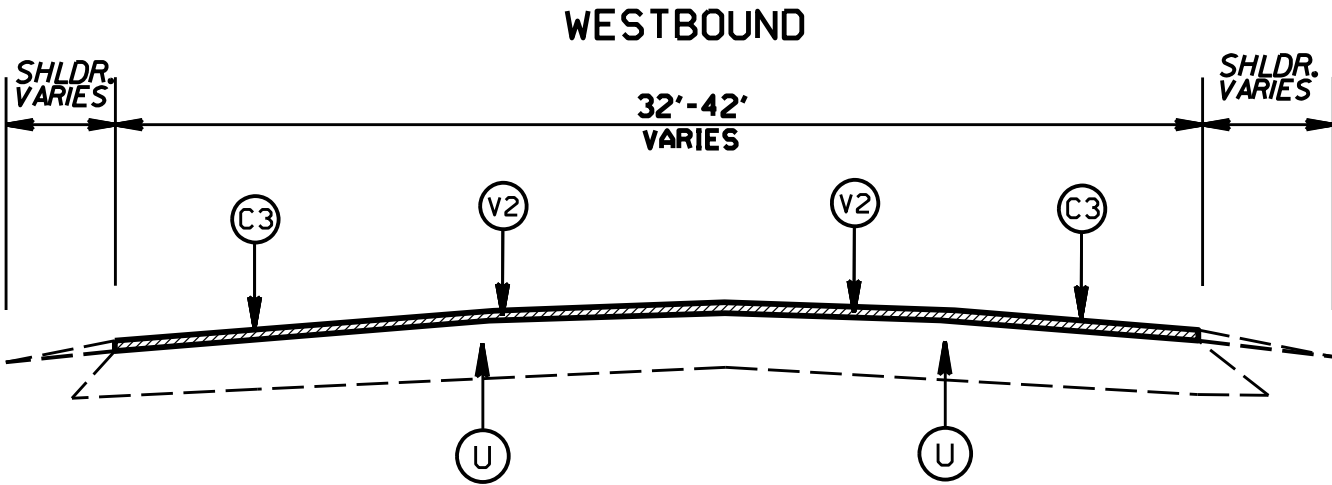


STATE	PROJECT NO.	SHEET NO.	TOTAL SHEETS
N.C.		10	25
WBS NO.	2026CPT.10.09.10601 2026CPT.10.09.20601		

PAVEMENT SCHEDULE	
C1	PROP. APPROX. 1.5" ASPHALT CONCRETE SURFACE COURSE, TYPE S9.5B, AT AN AVERAGE RATE OF 165 LBS. PER SQ. YD.
C2	PROP. APPROX. 1.25" ASPHALT CONCRETE SURFACE COURSE, TYPE S9.5B, AT AN AVERAGE RATE OF 137.5 LBS. PER SQ. YD.
C3	PROP. APPROX. 1.5" ASPHALT CONCRETE SURFACE COURSE, TYPE S9.5C, AT AN AVERAGE RATE OF 168 LBS. PER SQ. YD.
T	SHOULDER RECONSTRUCTION
U	EXISTING PAVEMENT
V1	INCIDENTAL MILLING
V2	MILLING 1.5" DEPTH

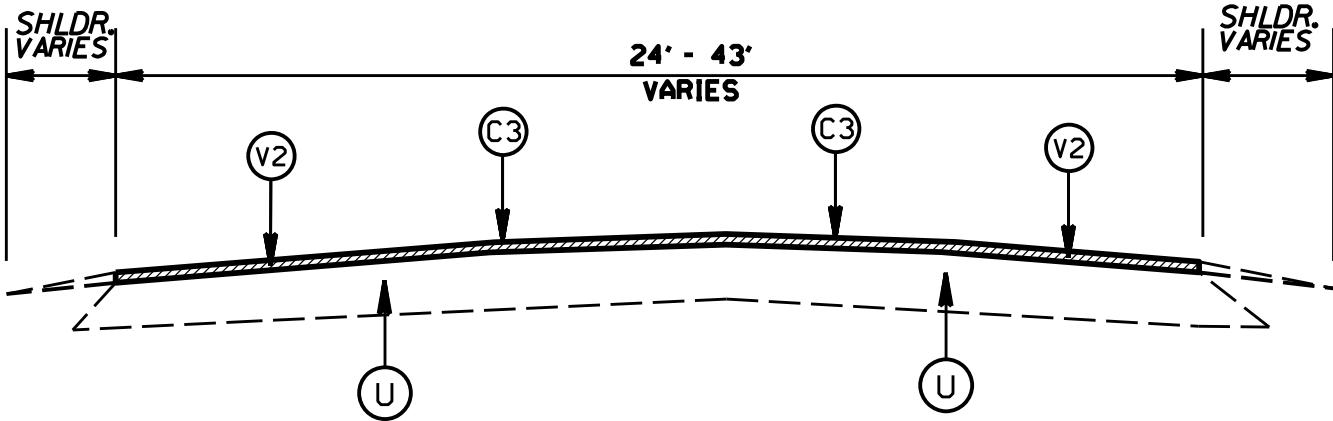


W. T. HARRIS BLVD



TYPICAL SECTION NO. 3

MATTHEWS-MINT HILL ROAD



TYPICAL SECTION NO. 4

2026 MECKLENBURG COUNTY RESURFACING CONTRACT 2		
SCALE	-NA-	REVISIONS
DATE		
DWG. BY	JHE	
DESIGN BY		
APPROVED		

