PROJECT REFERENCE NO.	SHEET NO.
HL-0008I	Sig. 3.0

6 Phase
Fully Actuated
(Isolated)

DEFAULT PHASING DIAGRAM

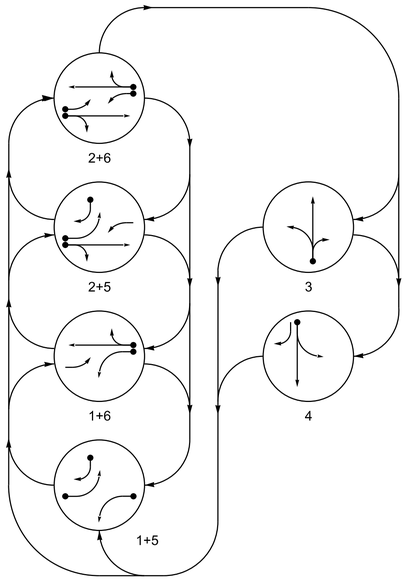

ALTERNATE PHASING DIAGRAM

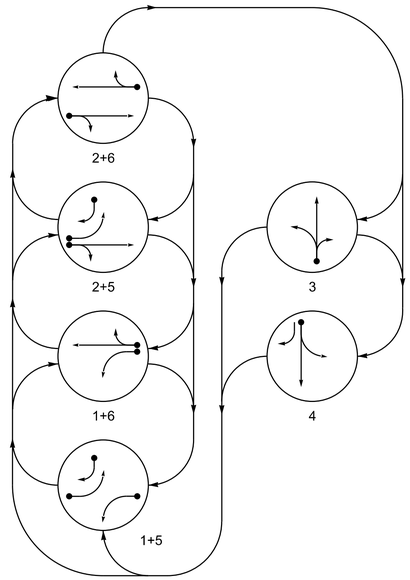

PHASING DIAGRAM DETECTION LEGEND

- DETECTED MOVEMENT
- UNDETECTED MOVEMENT (OVERLAP)
- UNSIGNALIZED MOVEMENT
- PEDESTRIAN MOVEMENT

DEFAULT PHASING TABLE OF OPERATION

SIGNAL FACE	PHASE 1+5	1+6	2+5	2+6	3	4	FLASH
11	←	←	F/Y	F/Y	~~R~~	~~R~~	~~R~~
21, 22	R	R	G	G	R	R	R
31	R	R	R	R	G	R	R
32	R	R	R	R	G	R	R
41	R	R	R	R	G	R	R
42	R/	R	R/	R	R	G	R
51	←	F/Y	←	F/Y	~~R~~	~~R~~	~~R~~
61, 62	R	G	R	G	R	R	R

ALTERNATE PHASING TABLE OF OPERATION

SIGNAL FACE	PHASE 1+5	1+6	2+5	2+6	3	4	FLASH
11	←	←	~~R~~	~~R~~	~~R~~	~~R~~	~~R~~
21, 22	R	R	G	G	R	R	R
31	R	R	R	R	G	R	R
32	R	R	R	R	G	R	R
41	R	R	R	R	G	R	R
42	R/	R	R/	R	R	G	R
51	←	~~R~~	←	~~R~~	~~R~~	~~R~~	~~R~~
61, 62	R	G	R	G	R	R	R

MAXTIME DETECTOR INSTALLATION CHART

DETECTOR					PROGRAMMING						
ZONE	SIZE (FT)	DISTANCE FROM STOP LINE (FT)	TURNS	NEW LOOP	CALL PHASE	DELAY TIME	EXTEND TIME	EXTEND	ADDED INITIAL	CALL DELAY DURING GREEN	NEW CARD
1A✱	6X40	0	*	*	1	15.0**	-	X	-	X	-	*
					6#	3.0	-	X	-	X	X	*
2A✱	6X6	300	*	*	2	-	-	X	X	X	-	*
3A✱	6X40	0	*	*	3	3.0	-	X	-	X	-	*
4A✱	6X40	0	*	*	4	3.0	-	X	-	X	-	*
5A✱	6X40	0	*	*	5	15.0**	-	X	-	X	-	*
					2#	3.0	-	X	-	X	X	*
5B✱	6X40	0	*	*	5	15.0	-	X	-	X	-	*
6A✱	6X6	300	*	*	6	-	-	X	X	X	-	*

** Disable Delay During Alternate Phasing Operation.
# Disable Phase Call for Loop during Alternate Phasing Operation.
✱ Non Intrusive Detection Zone.

NOTES

1. Refer to "Roadway Standard Drawings NCDOT" dated January 2024 and "Standard Specifications for Roads and Structures" dated January 2024.
2. Do not program signal for late night flashing operation unless otherwise directed by the Engineer.
3. Phase 1 and/or phase 5 may be lagged.
4. The order of phase 3 and phase 4 may be reversed.
5. Reposition existing signal heads numbered 21, 22, 51, 61 and 62.
6. Set all detector units to presence mode.
7. Pavement markings are existing unless otherwise shown/noted.
8. This intersection uses video detection. Install detectors according to the manufacturer's instructions to achieve the desired detection.
9. The Division Traffic Engineer will determine the hours of use for each phasing plan.

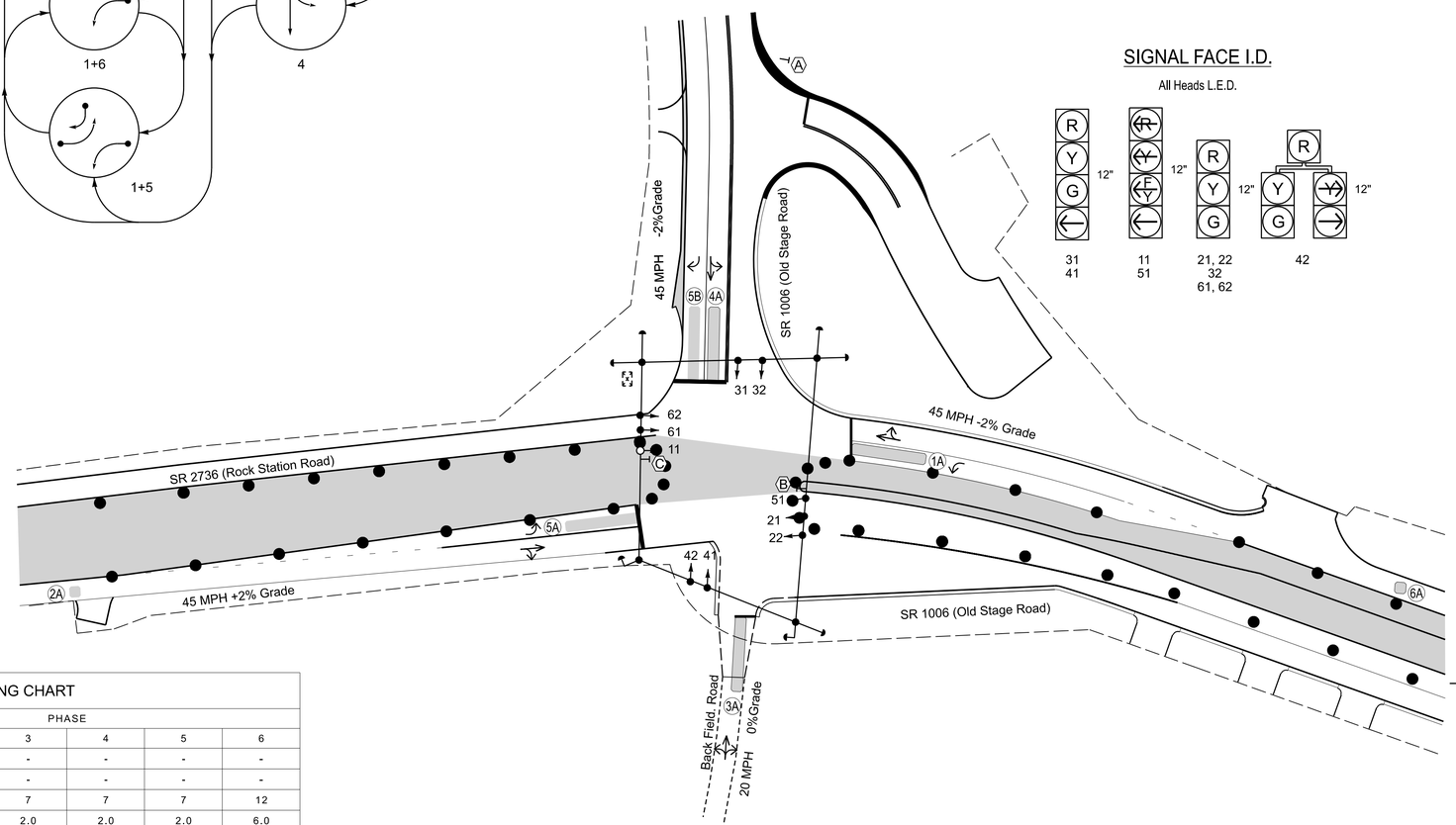

SIGNAL FACE I.D.

All Heads L.E.D.

LEGEND

PROPOSED		EXISTING
	Traffic Signal Head	
	Modified Signal Head	N/A
	Sign	
	Pedestrian Signal Head	
	Signal Pole with Guy	
	Signal Pole with Sidewalk Guy	
	Inductive Loop Detector	
	Controller & Cabinet	
	Junction Box	
X-UC	2-in Underground Conduit	UC
N/A	Right of Way	
	Directional Arrow	
	Non-Intrusive Detection Zone	
	Construction Zone	
	Construction Zone Drums	
A	"STOP" Sign (R1-1)	A
B	"U-TURN YIELD TO RIGHT TURN" Sign (R10-16)	B
C	Combined U-Turn and Left Arrow Sign (R3-6a)	C

MAXTIME TIMING CHART

FEATURE	PHASE 1	2	3	4	5	6
Walk *	-	-	-	-	-	-
Ped Clear	-	-	-	-	-	-
Min Green *	7	12	7	7	7	12
Passage *	2.0	6.0	2.0	2.0	2.0	6.0
Max 1 *	20	100	15	30	15	100
Yellow Change	3.0	4.7	3.0	4.7	3.0	4.7
Red Clear	2.6	1.6	3.4	1.7	2.6	1.6
Red Revert	2.0	5.0	2.0	2.0	2.0	2.0
Added Initial *	-	1.5	-	-	-	1.5
Maximum Initial *	-	34	-	-	-	34
Time Before Reduction *	-	15	-	-	-	15
Time To Reduce *	-	30	-	-	-	30
Minimum Gap	-	3.0	-	-	-	3.0
Advance Walk	-	-	-	-	-	-
Non Lock Detector	X	-	X	X	X	-
Vehicle Recall	-	MIN RECALL	-	-	-	MIN RECALL
Dual Entry	-	-	-	-	-	-

* These values may be field adjusted. Do not adjust Min Green and Passage times for phases 2 and 6 lower than what is shown. Min Green for all other phases should not be lower than 4 seconds.

Signal Upgrade - Temporary. Design 2 (TMP Phase III)

DOCUMENT NOT CONSIDERED FINAL UNLESS ALL SIGNATURES COMPLETED

Prepared in the Offices of:
Transportation Mobility and Safety Division
Signal Design Section
750 N. Greenfield Pkwy, Garner, NC 27529

SCALE 0 40 1"=40'

SR 1006 (Old Stage Road)
at
SR 2736 (Rock Service Station Road)
and Back Field Road

Division 5 Wake County Fuquay-Varina

PLAN DATE:	May 2025	REVIEWED BY:	
PREPARED BY:	I.O. Umozurike	REVIEWED BY:	

REVISIONS	INIT.	DATE

SEAL
NORTH CAROLINA PROFESSIONAL SEAL 026486 ENGINEER ROBERT J. ZIEMBA

DocuSigned by:
1B9B6B66274A494...
07/15/2025
DATE

SIG. INVENTORY NO. 05-1663T2

12/AUG/2025 15:51
R:\Traffic Safety\Traffic Safety common\tdsk-pw01\Documents\NCDOT TSMO\Signal Design Section\Division_05\05-1662\Signal Design\2024-07 (HL-0008I)\051663T2_sig_dsn_2025mmdd.dgn
lcumozurike