

Front Panel
Main Menu >Controller >Overlap >Overlap Parameters/Overlap Timings

Web Interface
Home >Controller >Overlap Configuration >Overlaps

Overlap Plan 1

Overlap	1	2	3	4
Type	FYA 4 - Section	FYA 4 - Section	FYA 4 - Section	FYA 4 - Section
Included Phases	2	4	6	8
Modifier Phases	1	-	5	7
Modifier Overlaps	-	-	-	-
Trail Green	0	0	0	0
Trail Yellow	0.0	0.0	0.0	0.0
Trail Red	0.0	0.0	0.0	0.0

Front Panel
Main Menu >Controller >Unit

Web Interface
Home > Controller > Unit

Modify parameters as shown below and save changes.

Start Up Parameters

StartUp Clearance Hold
6

Unit Flash Parameters

All Red Flash Exit Time
6

OUTPUT CHANNEL CONFIGURATION

Front Panel
Main Menu >Controller >More>Channels>Channels Config

Web Interface
Home >Controller >Advanced IO>Channels>Channel Configuration

Channel Configuration

Channel	Control Type	Control Source	Flash Yellow	Flash Red	Flash Alt	MMU Channel
1	Phase Vehicle	1		X	X	1
2	Phase Vehicle	2		X		2
3	Phase Vehicle	3		X	X	3
4	Phase Vehicle	4		X		4
5	Phase Vehicle	5		X		5
6	Phase Vehicle	6		X	X	6
7	Phase Vehicle	7		X		7
8	Phase Vehicle	8		X	X	8
9	Overlap	1		X	X	9
10	Overlap	2		X	X	10
11	Overlap	3		X		11
12	Overlap	4		X		12
13	Phase Ped	2				13
14	Phase Ped	4				14
15	Phase Ped	6				15
16	Phase Ped	8				16
17	Overlap	5		X	X	17
18	Overlap	6		X		18

FLASHER CIRCUIT MODIFICATION DETAIL

IN ORDER TO INSURE THAT SIGNALS FLASH CONCURRENTLY ON THE SAME APPROACH, MAKE THE FOLLOWING FLASHER CIRCUIT CHANGES:


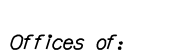

1. ON REAR OF PDA - REMOVE WIRE FROM TERM. T2-4 AND TERMINATE ON T2-2.
2. ON REAR OF PDA - REMOVE WIRE FROM TERM. T2-5 AND TERMINATE ON T2-3.
3. REMOVE FLASHER UNIT 2.

THE CHANGES LISTED ABOVE TIES ALL PHASES AND OVERLAPS TO FLASHER UNIT 1.

THIS ELECTRICAL DETAIL IS FOR
THE SIGNAL DESIGN: 07-1395 T4
DESIGNED: August 2025
SEALED: 8/1/2025
REVISED: N/A

Signal Upgrade - Temporary Design 4 (TMP Phase IV - Step2)
Electrical Detail - Sheet 2 of 2

**DOCUMENT NOT CONSIDERED
FINAL UNLESS ALL
SIGNATURES COMPLETED**

ELECTRICAL AND PROGRAMMING DETAILS FOR:	NC 135 at SR 2177 (Dan Valley Road) and McMichael High School	SEAL 
Prepared for the Offices of:	Division 7 Rockingham County Waydan	
	PLAN DATE: August 2025	REVIEWED BY:
PREPARED BY: Golam Moinuddin	REVIEWED BY:	
REVISIONS	INIT.	DATE
750 N.Greenfield Pkwy,Garner,NC 27529		
Signed by  92897CB8272E4DC		8/1/2025 DATE
SIG. INVENTORY NO.07-1395 T4		