

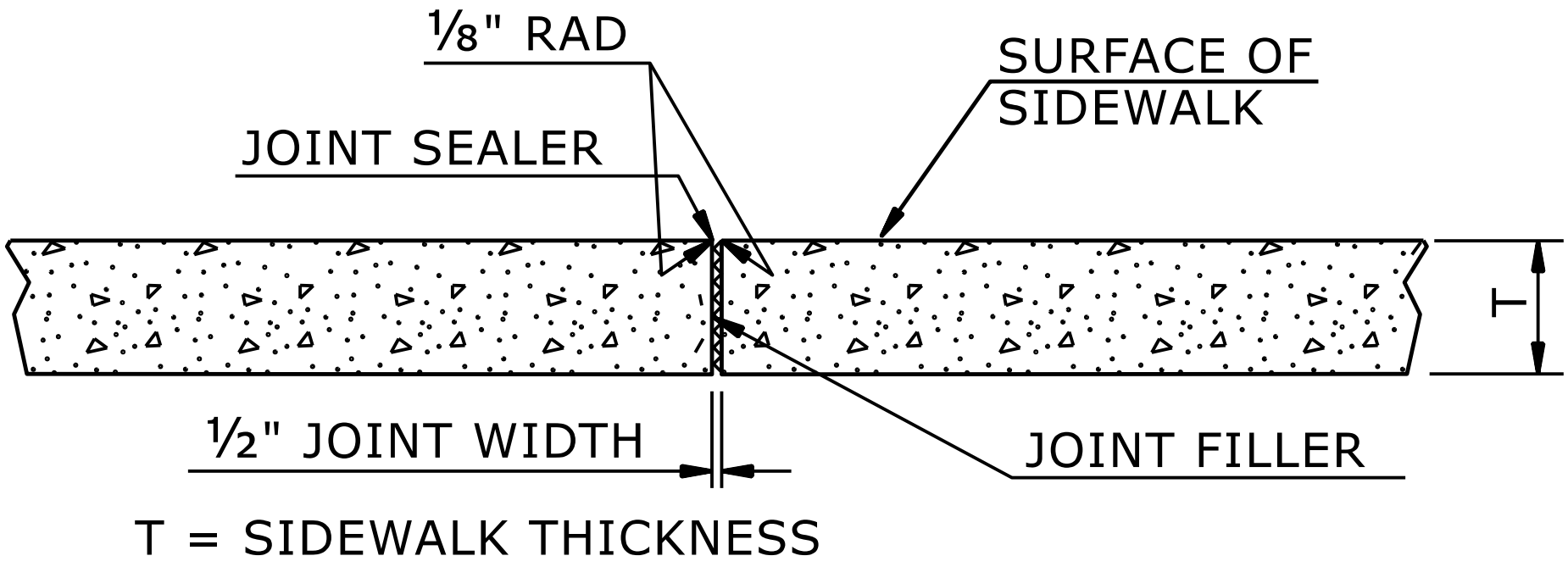
PROJECT REFERENCE NO.	SHEET NO.
I-5898	2C-8

NOTES:

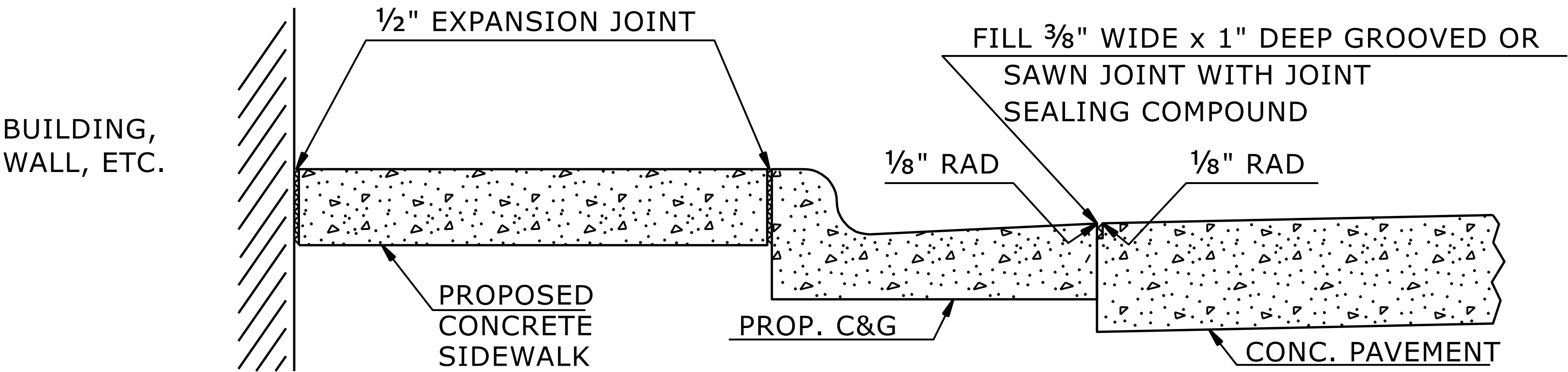
CONSTRUCT STANDARD SIDEWALK 5' WIDE AND 4" THICK UNLESS OTHERWISE DENOTED ON PLANS.

PLACE A GROOVE JOINT 1" DEEP WITH 1/8" RADII IN THE CONCRETE SIDEWALK AT 5' INTERVALS. ONE 1/2" EXPANSION JOINT WILL BE REQUIRED AT 50' INTERVALS. A 1/2" EXPANSION JOINT WILL BE REQUIRED WHERE THE SIDEWALK JOINS ANY RIGID STRUCTURE.

SEE STD. DWG. 848.06 FOR CURB RAMP LOCATION REQUIREMENTS AND CONSTRUCTION GUIDELINES.




TRANSVERSE EXPANSION JOINT  
IN SIDEWALK



DETAILS SHOWING JOINTS IN CONCRETE SIDEWALK

STATE OF  
NORTH CAROLINA  
DEPT. OF TRANSPORTATION  
DIVISION OF HIGHWAYS  
RALEIGH, N.C.

ROADWAY DETAIL DRAWING FOR  
**CONCRETE SIDEWALK**



SHEET 1 OF 1  
**848D01**

DOCUMENT NOT CONSIDERED FINAL  
UNLESS ALL SIGNATURES COMPLETED

**CONTRACTS STANDARDS  
AND DEVELOPMENT UNIT**

Office 919-707-6950 FAX 919-250-4119

**SEE TITLE BLOCK**

ORIGINAL BY: S.CALHOUN DATE: 7-25-2024  
MODIFIED BY: DATE:  
CHECKED BY: DATE:  
FILE SPEC.: DATE: