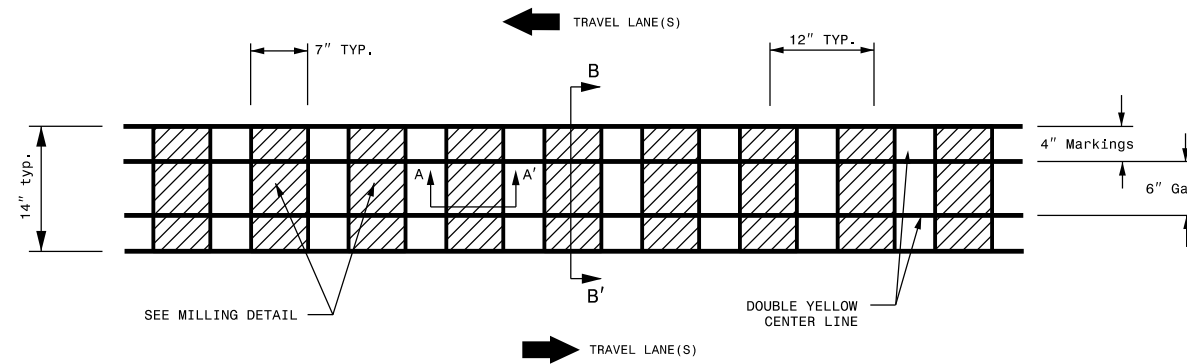
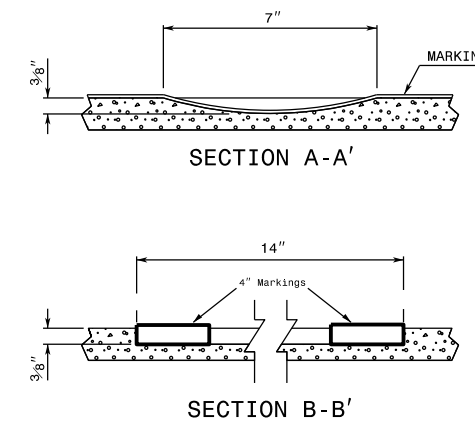


See Table 2 within Rumble Strip Policy for Design Guidance

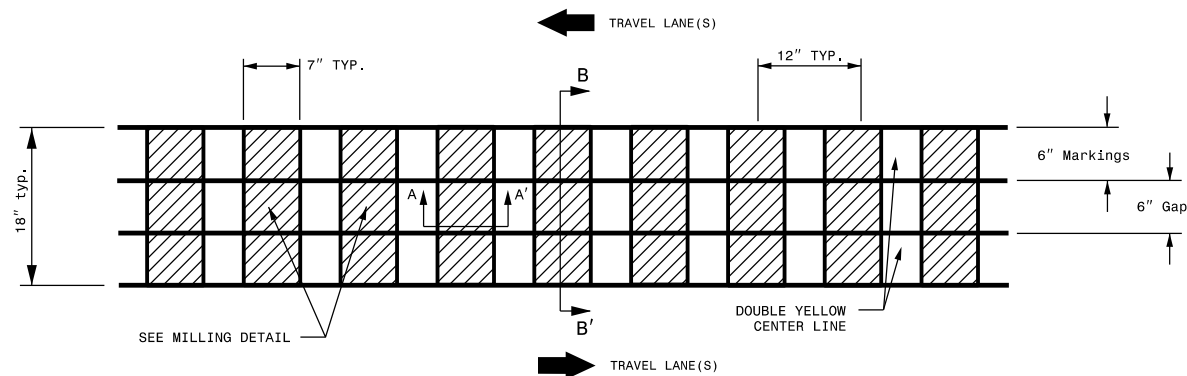
If 4" Markings will be used:



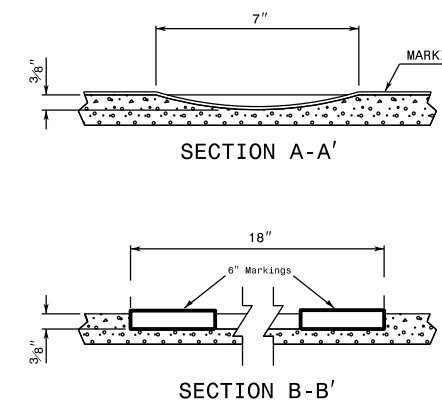
MILLING DETAIL - 4" Markings



If 6" Markings will be used:



MILLING DETAIL - 6" Markings



REFERENCE DRAWING ID: Trad.CL

NOTES:

- 1) USING A VACUUM, REMOVE ALL DEBRIS FROM THE MILLINGS JUST PRIOR TO PLACING ANY PAVEMENT MARKINGS.
- 2) ENSURE GLASS BEADS ARE SPREAD UNIFORMLY OVER THE ENTIRE SURFACE OF THE PAVEMENT MARKING MATERIAL.

STATE OF
NORTH CAROLINA
DEPT. OF TRANSPORTATION
DIVISION OF HIGHWAYS
RALEIGH, N.C.

ROADWAY DETAIL DRAWING FOR
RUMBLE STRIPS / STRIPES
TRADITIONAL CENTERLINE RUMBLE STRIPE

SHEET 5 OF 9

CONTRACTS STANDARDS AND DEVELOPMENT UNIT	
Office 919-707-8950 FAX 919-250-4119	
Rumble Strips/Stripes	
ORIGINAL BY: C. SIMPSON	DATE: 04-24-2025
MODIFIED BY: _____	DATE: _____
CHECKED BY: _____	DATE: _____
FILE SPEC.: _____	