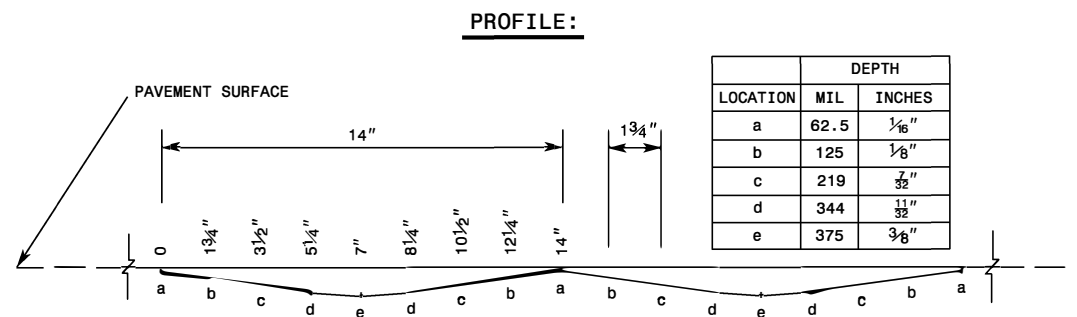
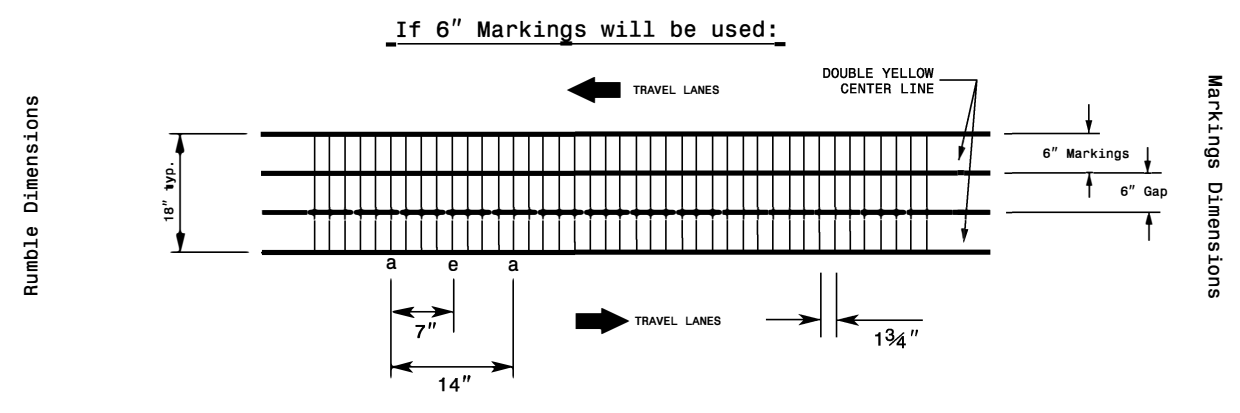
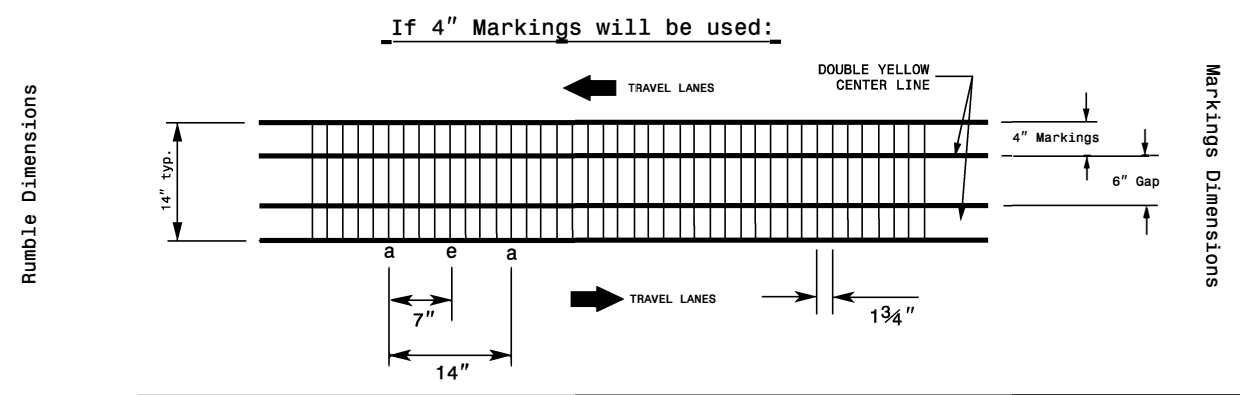


See Table 2 within Rumble Strip Policy for Design Guidance



REFERENCE DRAWING ID: Sin.CL

- NOTES:**
- 1) Specification in table taken from MNDOT Research Project Final Report 2016-23: *Sinusoidal Rumble Strip Design Optimization Study By: Terhaar et. al, June 2016*
 - 2) USING A VACUUM, REMOVE ALL DEBRIS FROM THE MILLINGS JUST PRIOR TO PLACING ANY PAVEMENT MARKINGS.
 - 3) ENSURE GLASS BEADS ARE SPREAD UNIFORMLY OVER THE ENTIRE SURFACE OF THE PAVEMENT MARKING MATERIAL.

STATE OF NORTH CAROLINA
 DEPT. OF TRANSPORTATION
 DIVISION OF HIGHWAYS
 RALEIGH, N.C.

ROADWAY DETAIL DRAWING FOR
RUMBLE STRIPS / STRIPES
 SINUSOIDAL CENTERLINE RUMBLE STRIPE

SHEET 6 OF 9

CONTRACTS STANDARDS AND DEVELOPMENT UNIT
 Office 919-707-8950 FAX 919-250-4119

Rumble Strips/Stripes

| | |
|--------------------------------|-------------------------|
| ORIGINAL BY: C. SIMPSON | DATE: 04-24-2025 |
| MODIFIED BY: _____ | DATE: _____ |
| CHECKED BY: _____ | DATE: _____ |
| FILE SPEC.: _____ | |