

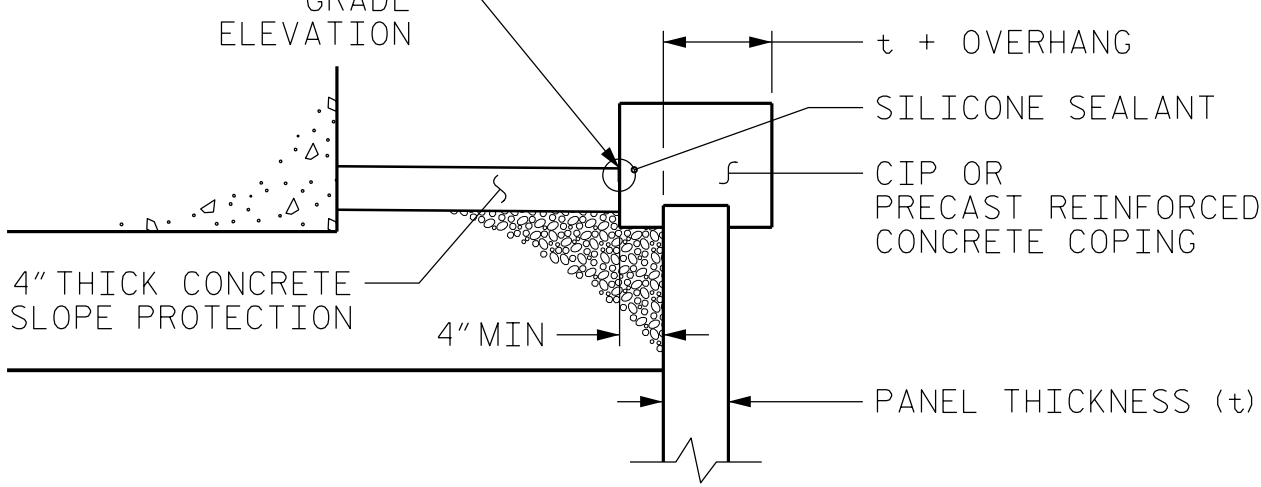
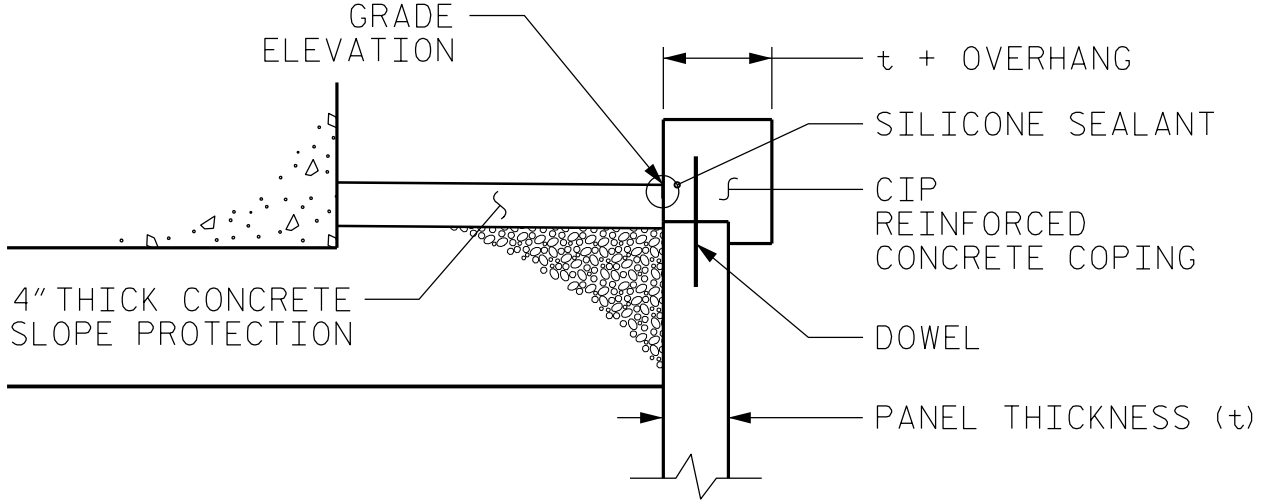
MSE ABUTMENT WALL WITH PRECAST PANELS - TYPICAL SECTION

\*SEE ROADWAY PLANS FOR FINISHED GRADE DETAILS.  
\*SEE MSE RETAINING WALLS PROVISION AND IF APPLICABLE,  
MSE WALL NOTES FOR WALL EMBEDMENT AND REINFORCEMENT LENGTH REQUIREMENTS.

GEOTECHNICAL  
ENGINEER

Signed by:  
*W. Scott Hunsberger* 2/18/2025  
SAAB6AC08FCD49E  
SIGNATURE DATE

DOCUMENT NOT CONSIDERED FINAL  
UNLESS ALL SIGNATURES COMPLETED




COPING DETAILS


AT THE CONTRACTOR'S OPTION, CONNECT COPING TO PANELS  
WITH DOWELS OR EXTEND COPING DOWN BACK OF PANELS.

PROJECT NO.: B-5716  
ROCKINGHAM COUNTY  
STATION: -WALL1- 12+55 TO 13+05  
SHEET 3 OF 6 WALL ID RW-1

PREPARED BY:	DATE:
REVIEWED BY:	DATE:



FALCON ENGINEERING, INC.  
1210 TRINITY ROAD, SUITE 110  
CARY, NC 27513  
PHONE: 919.871.0800  
www.falconengineers.com



NORTH CAROLINA  
DEPARTMENT OF TRANSPORTATION  
DIVISION OF HIGHWAYS  
  
GEOTECHNICAL  
ENGINEERING UNIT

REVISIONS						SHEET NO. W-3
NO.	BY	DATE	NO.	BY	DATE	
1			3			
2			4			