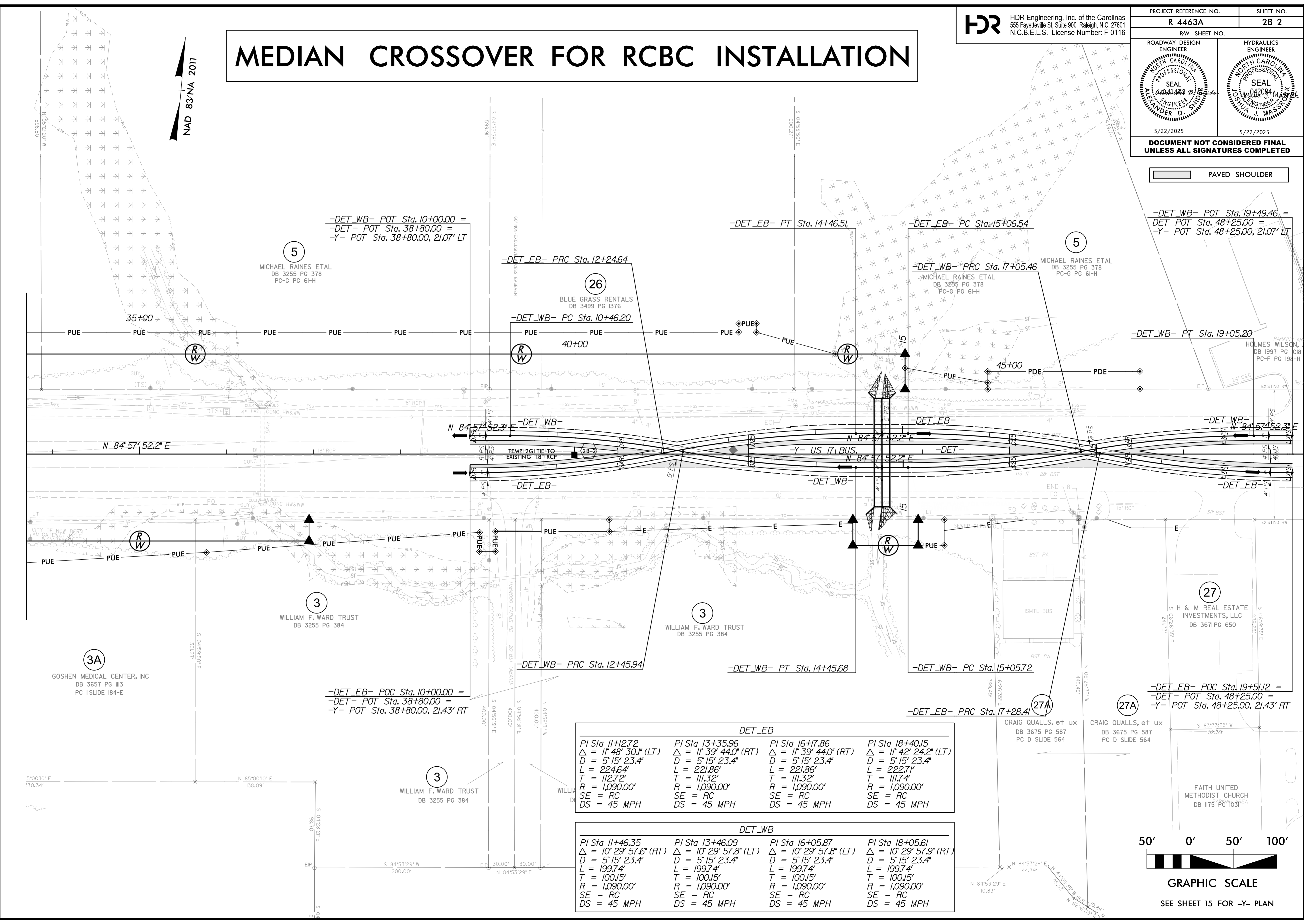

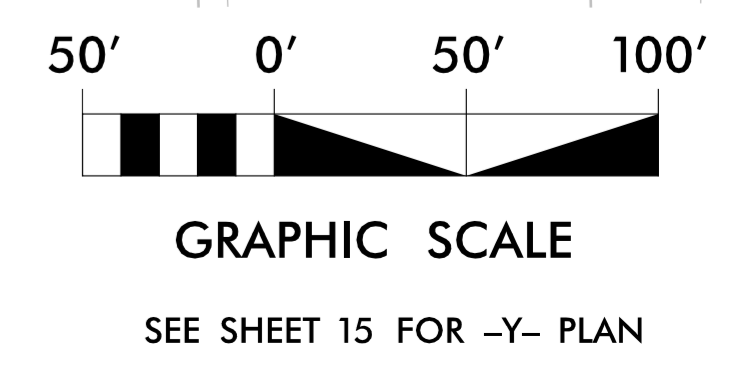


MEDIAN CROSSOVER FOR RCBC INSTALLATION



DET_EB			
PI Sta 11+12.72 Δ = 1° 48' 30.1" (LT) D = 5' 15' 23.4" L = 224.64' T = 112.72' R = 1,090.00' SE = RC DS = 45 MPH	PI Sta 13+35.96 Δ = 1° 39' 44.0" (RT) D = 5' 15' 23.4" L = 221.86' T = 111.32' R = 1,090.00' SE = RC DS = 45 MPH	PI Sta 16+17.86 Δ = 1° 39' 44.0" (RT) D = 5' 15' 23.4" L = 221.86' T = 111.32' R = 1,090.00' SE = RC DS = 45 MPH	PI Sta 18+40.15 Δ = 1° 42' 24.2" (LT) D = 5' 15' 23.4" L = 222.71' T = 111.74' R = 1,090.00' SE = RC DS = 45 MPH

DET_WB			
PI Sta 11+46.35 Δ = 1° 29' 57.6" (RT) D = 5' 15' 23.4" L = 199.74' T = 100.15' R = 1,090.00' SE = RC DS = 45 MPH	PI Sta 13+46.09 Δ = 1° 29' 57.8" (LT) D = 5' 15' 23.4" L = 199.74' T = 100.15' R = 1,090.00' SE = RC DS = 45 MPH	PI Sta 16+05.87 Δ = 1° 29' 57.8" (LT) D = 5' 15' 23.4" L = 199.74' T = 100.15' R = 1,090.00' SE = RC DS = 45 MPH	PI Sta 18+05.61 Δ = 1° 29' 57.9" (RT) D = 5' 15' 23.4" L = 199.74' T = 100.15' R = 1,090.00' SE = RC DS = 45 MPH



PLOT DRIVER: nodot_eng.pdf_fulsize.plt
 USER: ASWIDER
 FILE: R4463A_RDY_PSH-2B-2.dgn
 PENTABLE: roadway_v8.tbl
 TIME: 11:58:17 AM
 DATE: 2/18/2025