Docusign Envelope ID: 70956BC8-8770-4C7D-915F-685DCDE80B2D

8/17/99

PROJECT REFERENCE NO.	SHEET NO.
U-5899	2D-1
R/W SHEET NO.	

HYDRAULICS ENGINEER

NORTH CAROLINA PROFESSIONAL SEAL 34364 ENGINEER TIMOTHY MICHAEL KORNEGAY

DocuSigned by: 27-Mar-2025

DOCUMENT NOT CONSIDERED FINAL UNLESS ALL SIGNATURES COMPLETED

Prepared in the Office of:
MOTT MACDONALD
930 Main Campus Drive, Suite 200
Raleigh, NC 27606
www.mottmac.com

DRAINAGE DETAILS

DETAIL A
SPECIAL LATERAL 'V' DITCH
(Not to Scale)

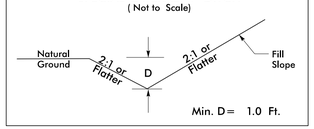

–L– STA. 20+00 TO STA. 20+35 LT
–L– STA. 23+40 TO STA. 23+80 LT
–L– STA. 42+60 TO STA. 43+06 LT
–Y2– STA. 10+72 TO STA. 11+00 LT
–Y3– STA. 11+50 TO STA. 12+50 RT
–Y3– STA. 15+00 TO STA. 15+50 LT

DETAIL B
SPECIAL LATERAL 'V' DITCH
(Not to Scale)

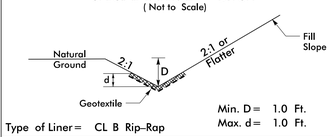

Type of Liner = CL B Rip-Rap

–L– STA. 25+00 TO STA. 27+27 LT

DETAIL C
LATERAL 'V' DITCH
(Not to Scale)

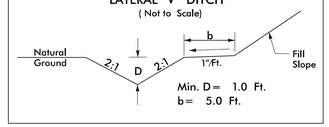

–Y1– STA. 11+00 TO STA. 12+50 LT
–Y4– STA. 37+85 TO STA. 38+00 RT

DETAIL D
STANDARD 'V' DITCH
(Not to Scale)

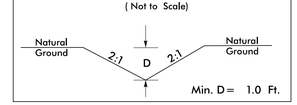

–L– STA. 28+69 TO STA. 29+37 RT
–L– STA. 29+41 LT, L = 22', S = 3.09%
BEGIN EL. = 860.00, END EL. = 859.32

DETAIL E
BANK STABILIZATION AT PIPE OUTLET
(Not to Scale)

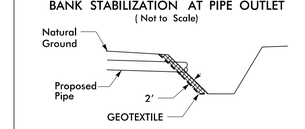

Type of Liner = CL I Rip-Rap

–Y2– STA. 14+77 TO STA. 14+87 LT
–Y5– STA. 18+80 TO STA. 18+91 RT

DETAIL F
SPECIAL CUT DITCH
(Not to Scale)

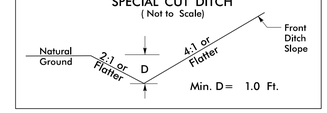

–Y3– STA. 12+12 TO STA. 13+00 LT
–Y3– STA. 13+50 TO STA. 15+00 LT
–Y3– STA. 13+50 TO STA. 15+00 RT
–Y4– STA. 33+50 TO STA. 36+50 RT
–Y4– STA. 36+08 TO STA. 36+40 LT
–Y4– STA. 36+70 TO STA. 38+72.95 LT
–Y4– STA. 38+00 TO STA. 38+72.95 RT

DETAIL G
SPECIAL LATERAL 'V' DITCH
(Not to Scale)

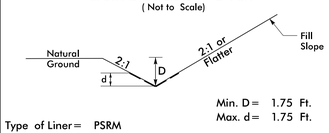

Type of Liner = PSRM

–L– STA. 43+00 TO STA. 43+50 RT
–Y3A– STA. 10+59 TO STA. 10+80 LT

DETAIL H
SPECIAL LATERAL BASE DITCH
(Not to Scale)

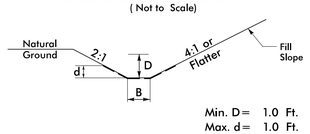

Type of Liner = PSRM

–L– STA. 43+06 TO STA. 46+00 LT
–Y3A– STA. 11+55 TO STA. 12+00 LT

DETAIL I
SPECIAL LATERAL 'V' DITCH
(Not to Scale)

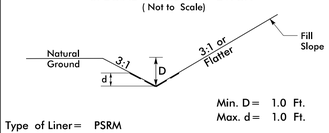

Type of Liner = PSRM

–Y3A– STA. 12+50 TO STA. 13+50 LT

DETAIL J
STANDARD BASE DITCH
(Not to Scale)

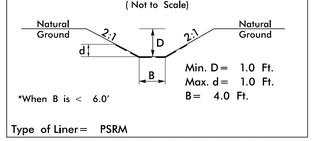

*When B is < 6.0'

Type of Liner = PSRM

–L– STA. 28+85 TO STA. 31+40 LT
–L– STA. 33+41 TO STA. 34+50 LT
–L– STA. 43+80 LT, L = 40', S = 4.20%
BEGIN EL. = 920.97, END EL. = 919.29

DETAIL K
LATERAL 'V' DITCH
(Not to Scale)

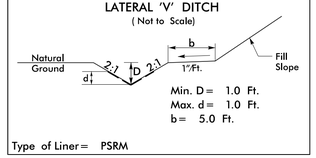

Type of Liner = PSRM

–L– STA. 43+50 TO STA. 47+15 RT
–L– STA. 46+00 TO STA. 46+90 LT

DETAIL L
TOE PROTECTION
(Not to Scale)

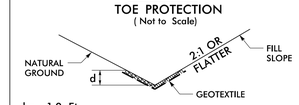

d = 1.0 Ft.

Type of Liner = CL B Rip-Rap

–L– STA. 25+50 TO STA. 26+50 RT
–Y1– STA. 11+50 TO STA. 12+00 RT
–Y3A– STA. 10+35 TO STA. 10+75 RT

3/10/2025
C:\Users\kjordan\AppData\Local\bentley\Microstation\CONNECT Edition\Workspaces\Bentley\Connect\Projects\5899_rdy_2D-1.dgn
kjordan