DocuSign Envelope ID: B358E748-7193-44C2-93F7-21A459CC563B

SUPERSTRUCTURE REINFORCING STEEL LENGTHS ARE BASED ON THE FOLLOWING MINIMUM SPLICE LENGTHS

BAR SIZE	SUPERSTRUCTURE EXCEPT APPROACH SLABS, PARAPET, AND BARRIER RAIL		APPROACH SLABS		PARAPET AND BARRIER RAIL
	EPOXY COATED	UNCOATED	EPOXY COATED	UNCOATED	
#4	1′-11″	1′-7″	1′-11″	1′-7″	2′-6″
#5	2′-5″	2′-0″	2′-5″	2′-0″	3′-1″
#6	2′-10″	2′-5″	3′-7″	2′-5″	3′-8″
#7	4′-2″	2′-9″	——	——	——
#8	4′-9″	3′-2″	——	——	——

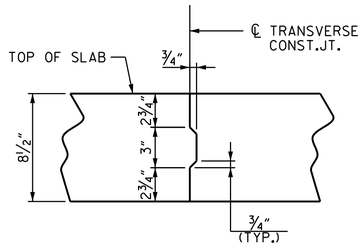

TRANSVERSE CONSTRUCTION JOINT DETAIL

NOTE: REINFORCING STEEL IN SLAB NOT SHOWN. LONGITUDINAL REINFORCING STEEL SHALL BE CONTINUOUS THRU JOINT.

REINFORCING BAR SCHEDULE SPANS A & B

BAR	NO.	SIZE	TYPE	LENGTH	WEIGHT	BAR	NO.	SIZE	TYPE	LENGTH	WEIGHT	BAR	NO.	SIZE	TYPE	LENGTH	WEIGHT
✱ A1	349	#5	STR.	36′-3″	13,195	A201	2	#5	STR.	2′-7″	5	H1	13	#6	3	17′-0″	332
A2	349	#5	STR.	36′-3″	13,195	A202	2	#5	STR.	4′-11″	10	H2	13	#6	3	17′-2″	335
						A203	2	#5	STR.	7′-3″	15	H3	13	#6	4	19′-5″	379
✱ A101	2	#5	STR.	2′-7″	5	A204	2	#5	STR.	9′-7″	20	H4	13	#6	4	19′-3″	376
✱ A102	2	#5	STR.	4′-11″	10	A205	2	#5	STR.	11′-11″	25	H5	13	#6	4	17′-5″	340
✱ A103	2	#5	STR.	7′-3″	15	A206	2	#5	STR.	14′-3″	30	H6	13	#6	4	17′-3″	337
✱ A104	2	#5	STR.	9′-7″	20	A207	2	#5	STR.	16′-7″	35	H7	13	#6	3	18′-11″	369
✱ A105	2	#5	STR.	11′-11″	25	A208	2	#5	STR.	18′-11″	39	H8	13	#6	3	19′-1″	373
✱ A106	2	#5	STR.	14′-3″	30	A209	2	#5	STR.	21′-3″	44						
✱ A107	2	#5	STR.	16′-7″	35	A210	2	#5	STR.	23′-7″	49	K1	28	#4	STR.	22′-10″	427
✱ A108	2	#5	STR.	18′-11″	39	A211	2	#5	STR.	25′-11″	54	K2	4	#4	STR.	6′-2″	16
✱ A109	2	#5	STR.	21′-3″	44	A212	2	#5	STR.	28′-3″	59	K3	20	#4	STR.	6′-11″	92
✱ A110	2	#5	STR.	23′-7″	49	A213	2	#5	STR.	30′-7″	64	K4	4	#4	STR.	5′-5″	14
✱ A111	2	#5	STR.	25′-11″	54	A214	2	#5	STR.	32′-11″	69	K5	6	#4	STR.	7′-2″	29
✱ A112	2	#5	STR.	28′-3″	59	A215	2	#5	STR.	35′-3″	74	K6	30	#4	STR.	8′-9″	175
✱ A113	2	#5	STR.	30′-7″	64							K7	6	#4	STR.	5′-8″	23
✱ A114	2	#5	STR.	32′-11″	69	✱ B1	146	#6	STR.	22′-10″	5,007	K8	12	#4	STR.	2′-9″	22
✱ A115	2	#5	STR.	35′-3″	74	✱ B2	148	#4	STR.	29′-0″	2,867						
						✱ B3	74	#5	STR.	40′-9″	3,145	S1	48	#4	1	14′-1″	452
						✱ B4	36	#5	STR.	44′-6″	1,671	✱ S2	44	#4	2	12′-3″	360
						B5	135	#5	STR.	47′-3″	6,653	✱ S3	44	#4	2	11′-10″	348
						B6	22	#5	STR.	56′-0″	1,285	S4	8	#4	1	16′-1″	86

✱ EPOXY COATED REINFORCING STEEL 27,185 LBS.
REINFORCING STEEL 25,902 LBS.

BAR TYPES

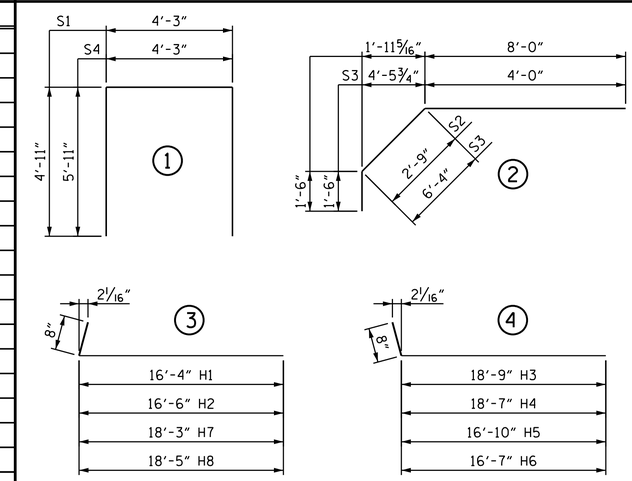

SUPERSTRUCTURE BILL OF MATERIAL

	CLASS AA CONCRETE		REINFORCING STEEL	EPOXY COATED REINFORCING STEEL
		(CU. YDS.)	(LBS.)	(LBS.)
SPANS A & B	POUR #1	235.0	25,902	27,185
	POUR #2	134.8		
TOTALS ✱✱		369.8	25,902	27,185

GROOVING BRIDGE FLOORS

APPROACH SLABS	1,498	SQ. FT.
BRIDGE DECK	7,066	SQ. FT.
TOTALS	8,564	SQ. FT.

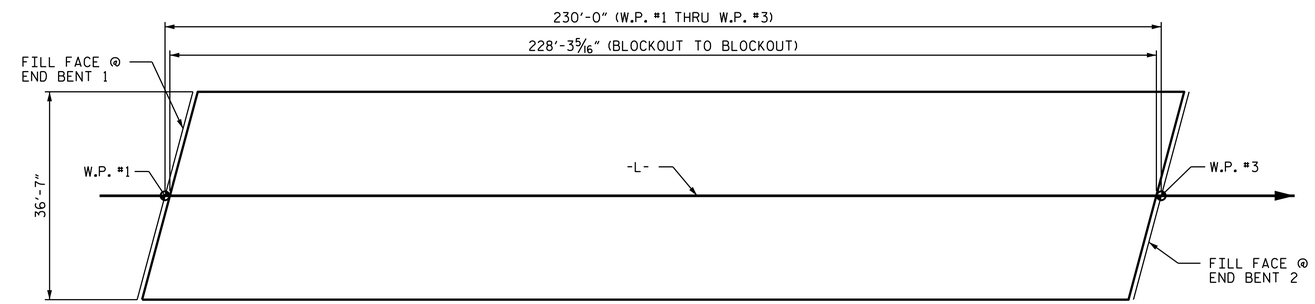

LAYOUT FOR COMPUTING AREA REINFORCED CONCRETE DECK SLAB (SQ. FT. = 8,351)

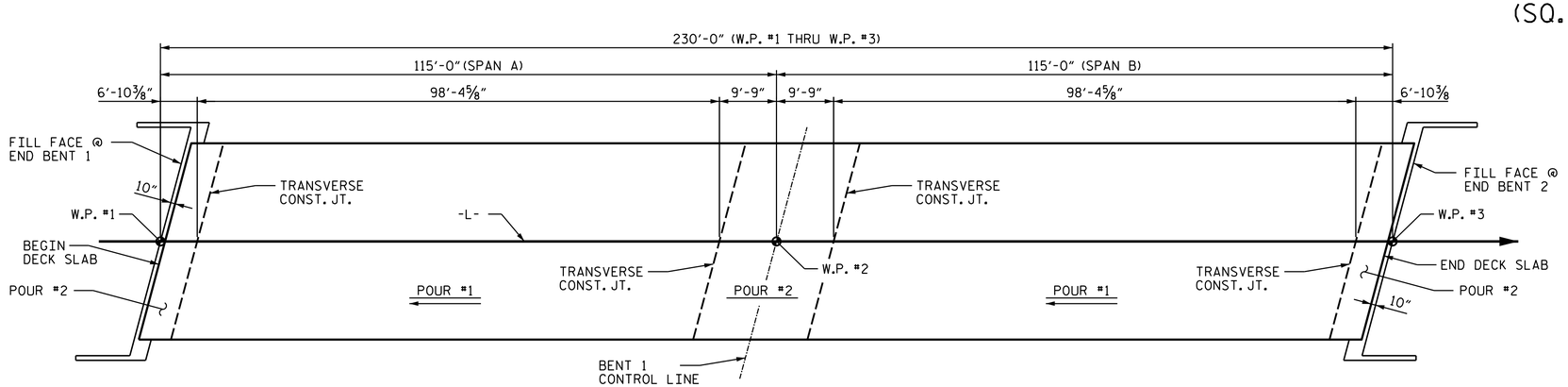

POUR SEQUENCE

PROJECT NO. B-5845
CLEVELAND COUNTY
STATION: 22+56.00-L-

NORTH CAROLINA PROFESSIONAL SEAL 28125 ENGINEER MARSHALL G. CHEEK, JR.
DocuSigned by: Marshall G. Cheek, Jr. 6/27/2024 3A4DC4F0
6/27/2024

DOCUMENT NOT CONSIDERED FINAL UNLESS ALL SIGNATURES COMPLETED

TGS ENGINEERS
201 W. MARION ST STE 200
SHELBY, NC 28150
PH (704) 476-0003
CORP. LICENSE NO.: C-0275

STATE OF NORTH CAROLINA
DEPARTMENT OF TRANSPORTATION
RALEIGH

SUPERSTRUCTURE BILL OF MATERIAL

REVISIONS						SHEET NO.
NO.	BY:	DATE:	NO.	BY:	DATE:	S-27
1			3			TOTAL SHEETS
2			4			40

DRAWN BY :	JLA	DATE :	4/22
CHECKED BY :	MGC	DATE :	5/22