




Whitman, Reardon & Associates, LLP
 1201 Edwards Mill Road, Suite 320, Raleigh, North Carolina 27606



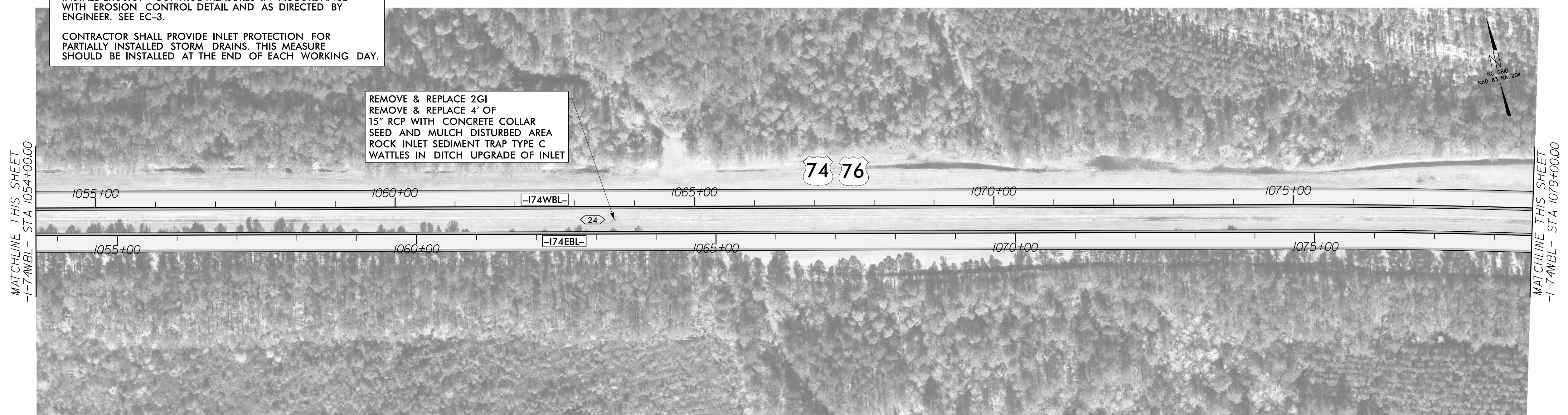
EROSION CONTROL NOTES:

CONTRACTOR SHALL PROVIDE GROUND COVER ON EXPOSED SLOPES IN ACCORDANCE WITH THE "SOIL STABILIZATION TIMEFRAMES", SEE EC-1.

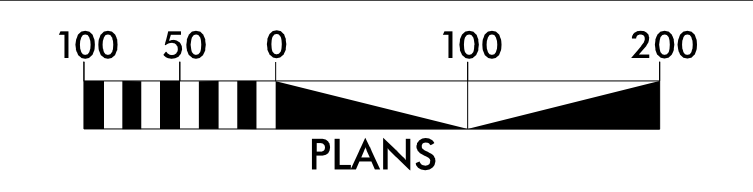

PROVIDE CONCRETE WASHOUT STRUCTURE IN ACCORDANCE WITH EROSION CONTROL SPECIAL PROVISION AND SPECIAL DETAIL "ONSITE CONCRETE WASHOUT STRUCTURE WITH LINER". SEE EC-2.

INSTALL EROSION CONTROL MEASURES IN ACCORDANCE WITH EROSION CONTROL DETAIL AND AS DIRECTED BY ENGINEER. SEE EC-3.

CONTRACTOR SHALL PROVIDE INLET PROTECTION FOR PARTIALLY INSTALLED STORM DRAINS. THIS MEASURE SHOULD BE INSTALLED AT THE END OF EACH WORKING DAY.



REMOVE & REPLACE 2GI
 REMOVE & REPLACE 4' OF
 15" RCP WITH CONCRETE COLLAR
 SEED AND MULCH DISTURBED AREA
 ROCK INLET SEDIMENT TRAP TYPE C
 WATTLES IN DITCH UPGRADE OF INLET



8/17/99
 I:\3145-AM
 NA-480065-002\CADD\NCD01\Roadway\Proc\HI-0018\HI-0018_RDY_PSH-19.dgn
 11/11/11