

T.I.P.: U-5813

CONTRACT: C204843

STATE OF NORTH CAROLINA DEPARTMENT OF TRANSPORTATION

SIGNING PLAN RANDOLPH COUNTY

LOCATION: US 64 FROM ASHEBORO BYPASS TO EAST OF I-73/I-74/US 220 TO ASHEBORO

TIP NO. U-5813 SHEET NO. SIGN-1 APPROVED: Andrew D. Klinsky DATE: 5/21/2024 SEAL DOCUMENT NOT CONSIDERED FINAL UNLESS ALL SIGNATURES COMPLETED

ROADWAY STANDARD DRAWINGS

THE FOLLOWING ROADWAY STANDARDS AS APPEAR IN "ROADWAY STANDARD DRAWINGS" - CONTRACT STANDARDS AND DEVELOPMENT UNIT - N.C. DEPARTMENT OF TRANSPORTATION - RALEIGH, N.C., DATED JANUARY 2024 ARE APPLICABLE TO THIS PROJECT AND BY REFERENCE HEREBY ARE CONSIDERED A PART OF THESE PLANS:

Table with 2 columns: STD. NO. and TITLE. Lists various roadway standards like TYPE 'A' SIGNS, ARROWS AND SHIELDS, etc.

PAY ITEM NOTES

- 1 SIGN ERECTION, TYPE D, E OR F
2 SIGN ERECTION, TYPE A (OVERHEAD)
3 SIGN ERECTION, TYPE B (OVERHEAD)
... 22 DISPOSAL OF SIGN SYSTEM, OVERHEAD

SUMMARY OF QUANTITIES

Table with 4 columns: ITEM NO., DESC. NO., SECT. NO., ITEM DESCRIPTION, QUANTITY, UNIT. Lists items like REINFORCED CONCRETE SIGN FOUNDATIONS, PLAIN CONCRETE SIGN FOUNDATIONS, etc.

GENERAL NOTES

- . SIGNS FURNISHED BY STATE.
. ALL PROPOSED SIGNS SEE PAY ITEM NOTE 1 UNLESS OTHERWISE NOTED.
. CONFIRM IN WRITING AT LEAST 4 MONTHS IN ADVANCE, THE ACTUAL DATE THE DEPARTMENT FURNISHED SIGNS WILL BE REQUIRED.
... . SEE ROADWAY PLANS FOR GUARD/GUIDE RAIL DETAILS.

PROJECT NOTES


- A PAY ITEM NOTE 17 ON THIS PROJECT MAY REFER TO RELOCATION OF LOGO PANELS, WHICH INCLUDES DETACHING THE PANELS FROM EXISTING SIGNS AS WELL AS ERECTING THEM ON NEW SIGNS. DO NOT RELOCATE MILEAGE PANELS.
B ERECT PROPOSED BOTTOM OF SIGN ON EXISTING BREAKAWAY SUPPORTS AT HINGE OR ON EXISTING SIMPLE SUPPORTS AT 7' VERTICAL CLEARANCE. WHERE APPLICABLE, CUT AND DISPOSE OF SUPPORTS ABOVE TOP OF SIGN (SEE PAY ITEM NOTE 10). SEE NCDOT STANDARD SPECIFICATIONS, SECTION 1076-7 FOR REPAIR OF GALVANIZING.

INDEX

Table with 2 columns: SHEET NO., DESCRIPTION. Lists sheet numbers and their descriptions like TITLE SHEET, EXISTING SIGNING KEY SHEET, etc.

PLANS SUBMITTED TO:

MITCH EATON, PE SIGNING & DELINEATION REGIONAL ENGINEER
MATTHEW M. TRACEY, PE SIGNING & DELINEATION PROJECT DESIGN ENGINEER




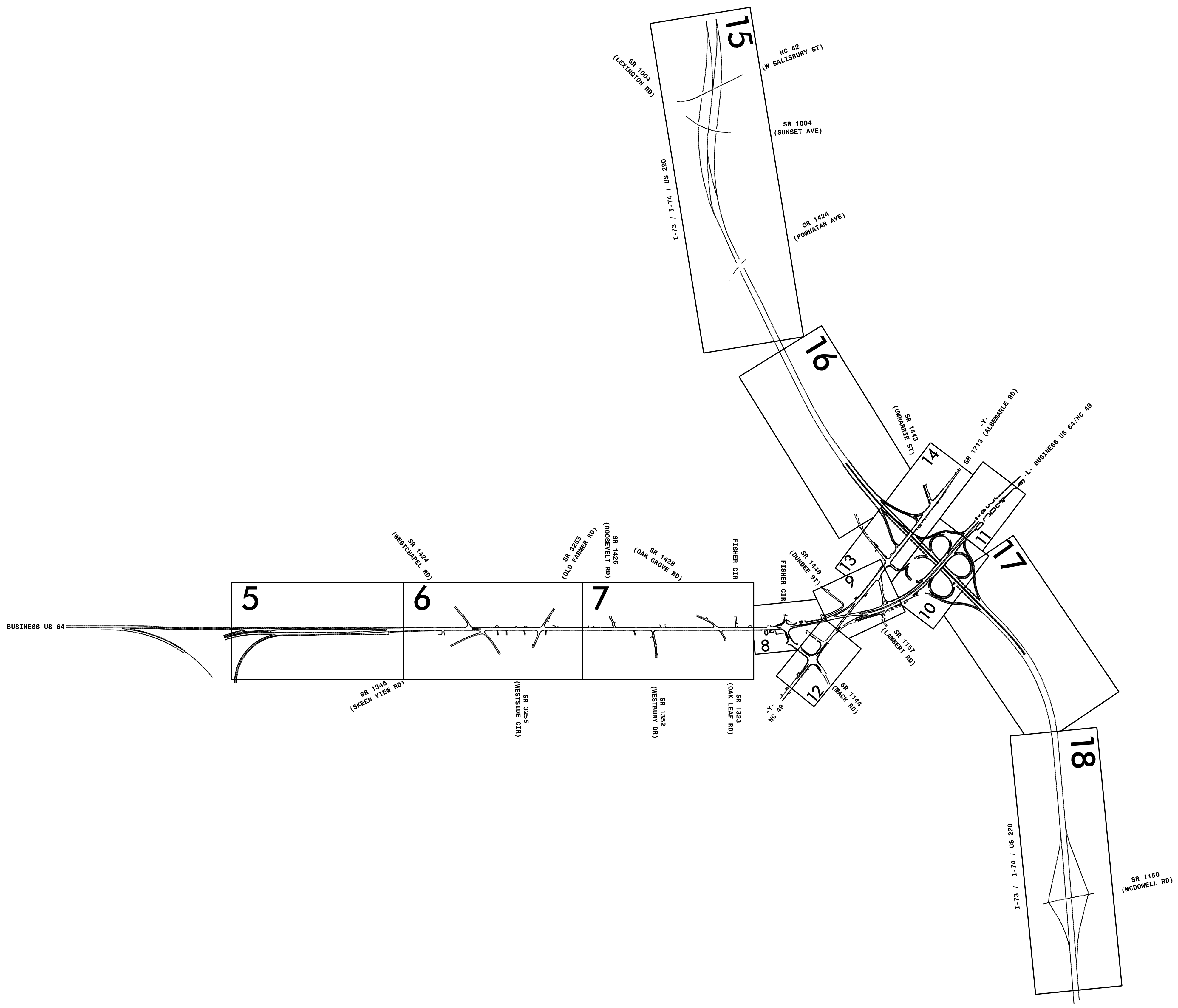
PLANS PREPARED BY: HNTB NORTH CAROLINA, P.C.

C.A. JOHNSON, III, PE SIGNING PROJECT MANAGER
A.D. KLINSIEK, PE, PTOE SIGNING PROJECT ENGINEER
T.R. TERRELL SIGNING DESIGN SENIOR TECHNICIAN




HNTB NORTH CAROLINA, P.C.
343 E. Six Forks Road, Suite 200
Raleigh, North Carolina 27609
NC License No: C-1554
(919) 546-8997

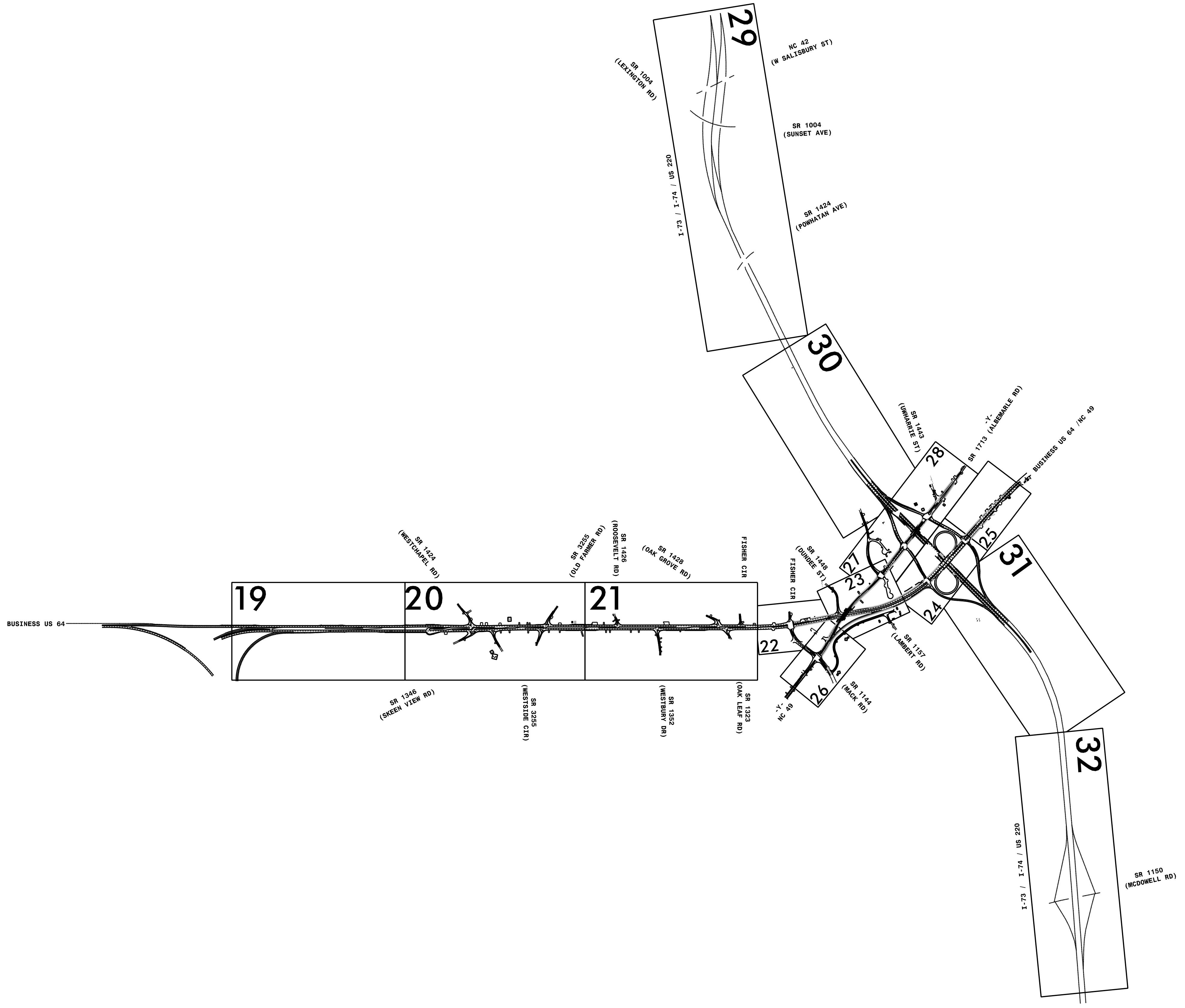
TIP NO. U-5813	SHEET NO. SIGN-1A
APPROVED <i>Andrew D. Klinsiek</i> <small>ESD79F8459E44B</small>	
DATE: 5/21/2024	
SEAL	
	
DOCUMENT NOT CONSIDERED FINAL UNLESS ALL SIGNATURES COMPLETED	



HNTB HNTB NORTH CAROLINA, P.C.
 343 E. Six Forks Road, Suite 200
 Raleigh, North Carolina 27609
 NC License No: C-1554
 (919) 546-8997


**EXISTING SIGNING
KEY SHEET**

TIP NO. U-5813	SHEET NO. SIGN-1B
APPROVED <i>Andrew D. Klinsiek</i> <small>ESD78F8459E44B</small>	
DATE: 5/21/2024	
SEAL 	
DOCUMENT NOT CONSIDERED FINAL UNLESS ALL SIGNATURES COMPLETED	



HNTB HNTB NORTH CAROLINA, P.C. :
343 E. Six Forks Road, Suite 200
Raleigh, North Carolina 27609
NC License No: C-1554
(919) 546-8997

**PROPOSED SIGNING
KEY SHEET**

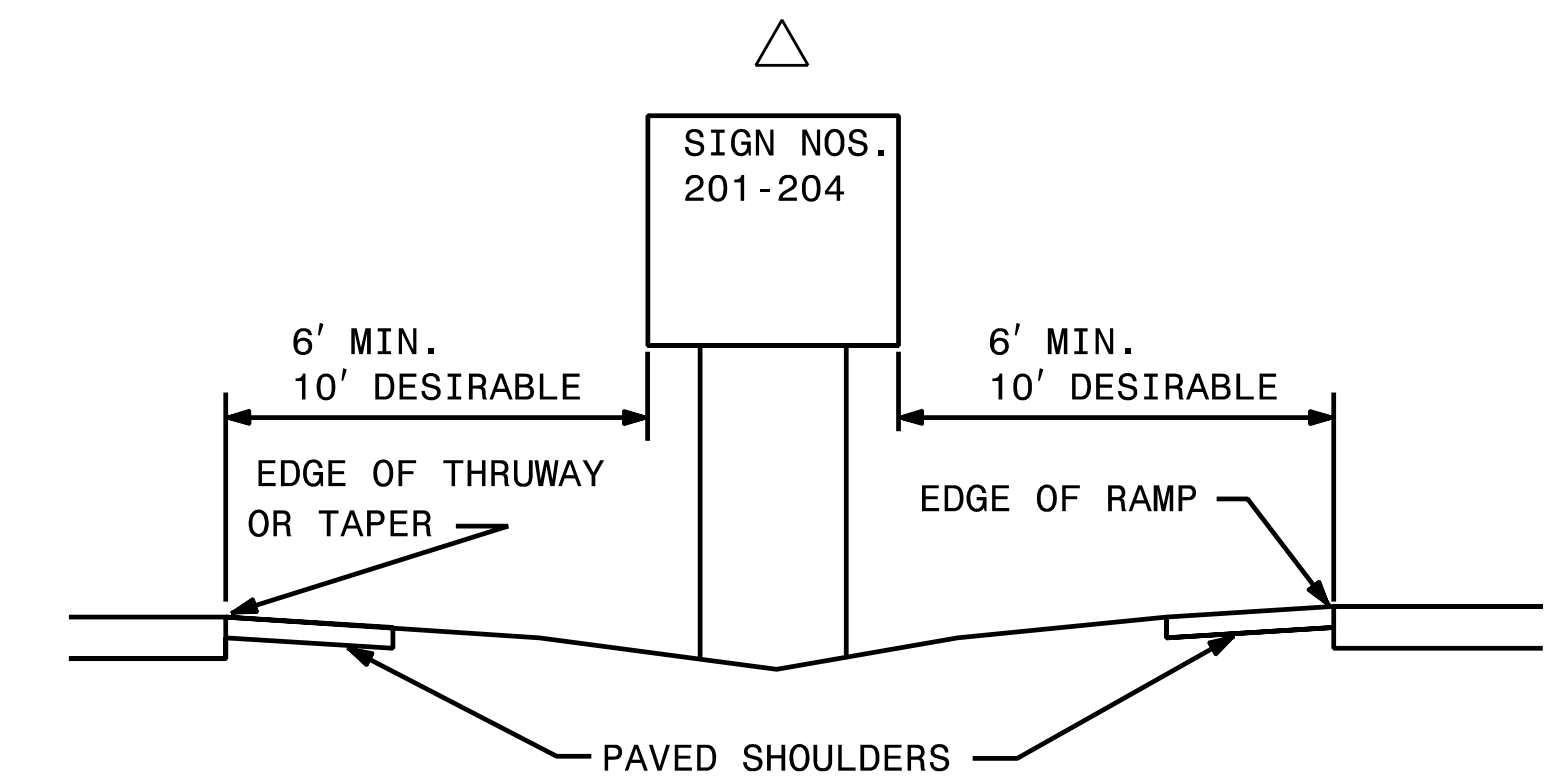
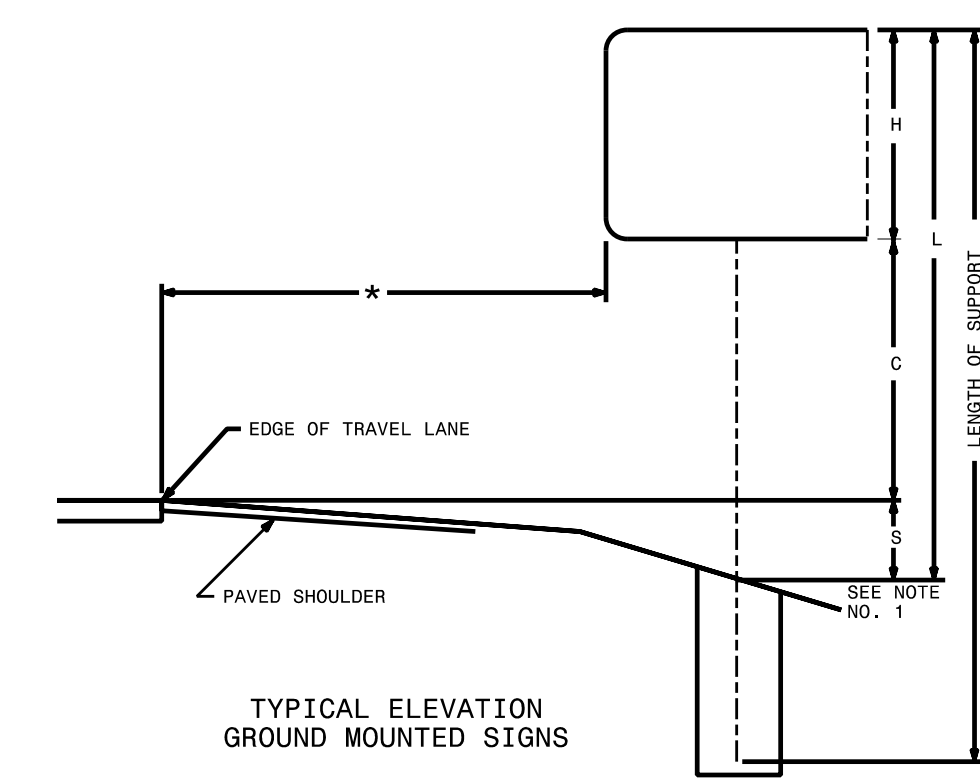
TIP NO. U-5813	SHEET NO. SIGN-2
APPROVED <i>Andrew D. Klinsiek</i> ESD78F8459E44B	
DATE: 5/21/2024	
	
DOCUMENT NOT CONSIDERED FINAL UNLESS ALL SIGNATURES COMPLETED	

Version: 3.1 Posted: 6/2/2017

SIGN NUMBER	TYPE	SIZE (in.)			ROADWAY STATION	NUMBER OF SUPPORTS	BEAM SECTION	SUPPORT TYPE BA or S	OMNI COUPLER	ATTACHMENT METHOD	MOUNTING METHOD	HORIZONTAL CLEARANCE* (ft.)	SUPPORT SPACING	LENGTH (ft)			LEFT SUPPORT (ft)			CENTER SUPPORT (ft)			RIGHT SUPPORT (ft)			SUPPORT WEIGHTS		FOOTINGS				FIELD VERIFIED SEE NOTE 2 (mm/dd/yy)
		w	x	h										SNS HT "H"	MTG HT "C"	EMBED-MENT	S	L	LENGTH	S	L	LENGTH	S	L	LENGTH	B/A (lbs.)	SIMPLE (lbs.)	DIAMETER (ft.)	DEPTH (ft.)	REINFORCED (c.y.)	PLAIN (c.y.)	
101A 101B	B A	72 162	x x	30 126	-L- STA. 30+00 LT	2	W8x21	S	N/A	1-R N/A	N/A N/A	16.00	7.91	10.50	7.00	4.5	2.89	20.39	24.89	0.00	0.00	0.00	6.92	24.42	28.92	0.00	1130.01	2.0	5	1.16	0.00	_____
102A 102B	B A	138 156	x x	30 156	-Y20- STA. 32+50 LT	2	W6x12	S	N/A	1-R N/A	N/A N/A	9.00	7.62	13.00	7.00	4.5	-4.04	15.96	20.46	0.00	0.00	0.00	-7.12	12.88	17.38	0.00	454.08	1.5	5	0.65	0.00	_____
103A 103B	B A	138 180	x x	30 180	-Y20- STA. 31+00	3	W8x21	S	N/A	1-R N/A	N/A N/A	9.00	5.33	15.00	15.34	4.5	-4.25	26.09	30.59	-6.55	23.79	28.29	-8.34	22.00	26.50	0.00	1792.98	2.0	5	1.75	0.00	_____
104	A	132	x	156	-Y- STA. 35+50	2	W6x16	BA	N/A	N/A	N/A	18.00	6.45	13.00	7.00	4.5	1.50	21.50	26.00	0.00	0.00	0.00	1.93	21.93	26.43	932.88	0	1.5	5	0.65	0.00	_____
105	A	120	x	156	-Y- STA. 41+00	2	W6x16	BA	N/A	N/A	N/A	18.00	5.86	13.00	7.32	4.0	-0.32	20.00	24.00	0.00	0.00	0.00	-0.08	20.24	24.24	865.84	0	1.5	4.5	0.59	0.00	_____
106	A	120	x	156	-Y- STA. 42+75 LT	2	W6x16	BA	N/A	N/A	N/A	12.00	5.86	13.00	7.05	4.0	-0.05	20.00	24.00	0.00	0.00	0.00	1.41	21.46	25.46	885.36	0	1.5	4.5	0.59	0.00	_____
107	A	132	x	156	-Y- STA. 37+50 LT	2	W6x16	BA	N/A	N/A	N/A	18.00	6.45	13.00	7.00	4.0	0.27	20.27	24.27	0.00	0.00	0.00	0.60	20.60	24.60	875.92	0	1.5	4.5	0.59	0.00	_____
108	A	120	x	108	-Y- STA. 16+00	2	W6x12	BA	N/A	N/A	N/A	20.00	5.86	9.00	7.00	3.5	1.90	17.90	21.40	0.00	0.00	0.00	2.59	18.59	22.09	599.88	0	1.5	4	0.52	0.00	_____
109A 109B	B A	138 204	x x	30 198	I-73 SB	3	W10x22	BA	N/A	1-R N/A	N/A N/A	23.00	7.5 NON-STD. SPACING	16.50	7.00	4.5	2.72	26.22	30.72	2.61	26.11	30.61	1.85	25.35	29.85	2362.96	0	2.5	5	2.73	0.00	_____
110A 110B	B A	138 204	x x	30 198	I-73 NB	3	W10x26	BA	N/A	1-R N/A	N/A N/A	32.00	7.5 NON-STD. SPACING	16.50	7.00	4.5	4.86	28.36	32.86	4.42	27.92	32.42	3.86	27.36	31.86	2945.64	0	2.5	5	2.73	0.00	_____
111	B	90	x	48	-RPD- STA. 13+50 LT	2	S4x7.7	BA	N/A	N/A	N/A	16.00	4.40	4.00	7.00	3.0	2.01	13.01	16.01	0.00	0.00	0.00	0.91	11.91	14.91	278.08	0	1.0	3.5	0.00	0.20	_____
112	A	84	x	54	-RPB- STA. 15+50	2	S3x5.7	BA	N/A	N/A	N/A	18.00	4.10	4.50	7.00	2.5	1.56	13.06	15.56	0.00	0.00	0.00	2.58	14.08	16.58	219.20	0	1.0	3	0.00	0.17	_____
113	B	90	x	48	-RPB- STA. 14+50	2	S4x7.7	BA	N/A	N/A	N/A	18.00	4.40	4.00	7.00	3.5	1.88	12.88	16.38	0.00	0.00	0.00	2.61	13.61	17.11	297.87	0	1.0	4	0.00	0.23	_____
201A 201B	A B	108 108	x x	60 24	-Y20- STA. 35+42+/-	2	S4x7.7	BA	N/A	N/A N/A	N/A II	Δ	5.27	7.00	7.00	3.0	0.00	14.00	17.00	0.00	0.00	0.00	0.00	14.00	17.00	301.80	0	1.0	3.5	0.00	0.20	_____
202A 202B	A B	108 108	x x	60 24	-Y20- STA. 28+47+/- LT	2	S4x7.7	BA	N/A	N/A N/A	N/A II	Δ	5.27	7.00	7.00	3.0	0.00	14.00	17.00	0.00	0.00	0.00	0.00	14.00	17.00	301.80	0	1.0	3.5	0.00	0.20	_____
203	A	108	x	60	-Y20- STA. 19+88 +/-	2	S3x5.7	BA	N/A	N/A	N/A	Δ	5.27	5.00	7.00	2.5	0.00	12.00	14.50	0.00	0.00	0.00	0.00	12.00	14.50	201.30	0	1.0	3	0.00	0.17	_____
204	A	108	x	60	-Y20- STA. 39+75+/- LT	2	S3x5.7	BA	N/A	N/A	N/A	Δ	5.27	5.00	7.00	2.5	0.00	12.00	14.50	0.00	0.00	0.00	0.00	12.00	14.50	201.30	0	1.0	3	0.00	0.17	_____


NOTES:

- DIMENSION "S" REPRESENTS AN INCREASE (+), OR A DECREASE (-) IN POLE LENGTH, RELATIVE TO THE ELEVATION OF THE EDGE OF TRAVEL LANE.
- FIELD VERIFICATIONS SHALL BE REQUIRED FOR ALL SUPPORTS, SEE (*) ARTICLE 903-3. FABRICATORS SHALL BE AISC CERTIFIED IN CATEGORY 1, SEE (*) ARTICLE 1072-1. (*) = N.C.D.O.T. STANDARD SPECIFICATIONS FOR ROADS AND STRUCTURES
- PLAN LOCATIONS FOR EXISTING UTILITIES ARE BASED ON THE BEST AVAILABLE INFORMATION AND, THEREFORE MAY NOT BE PRECISELY ACCURATE. THEREFORE, IT IS INCUMBENT UPON THE CONTRACTOR TO DETERMINE THE EXACT LOCATION OF UTILITIES BEFORE BEGINNING WORK IN A LOCATION.



HNTB
 HNTB NORTH CAROLINA, P.C.
 343 E. Six Forks Road, Suite 200
 Raleigh, North Carolina 27609
 NC License No: C-1554
 (919) 546-8997

**TYPE A AND TYPE B
GROUND MOUNTED SIGNS**

TIP NO. U-5813	SHEET NO. SIGN-2A
APPROVED <i>Andrew D. Klinsiek</i> <small>ESD78F8459E44B</small>	
DATE: 5/21/2024	
	
DOCUMENT NOT CONSIDERED FINAL UNLESS ALL SIGNATURES COMPLETED	

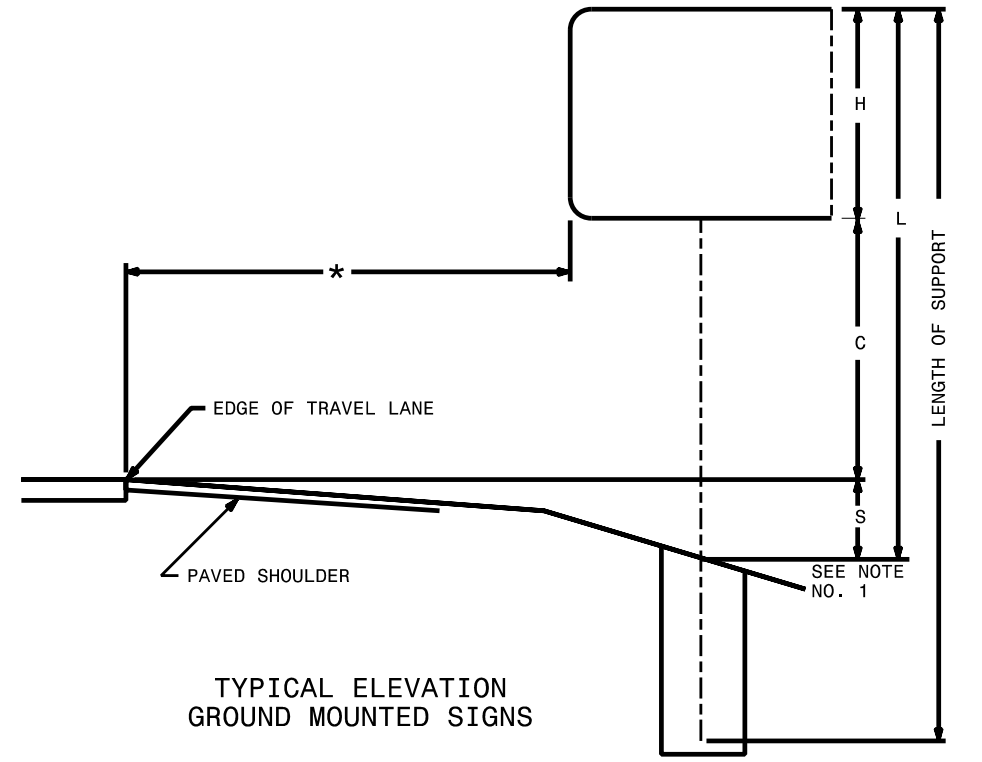
Version: 3.1 Posted: 6/2/2017

SIGN NUMBER	TYPE	SIGN SIZE (in.)			ROADWAY STATION	NUMBER OF SUPPORTS	BEAM SECTION	SUPPORT TYPE BA or S	OMNI COUPLER	ATTACHMENT METHOD	MOUNTING METHOD	HORIZONTAL CLEARANCE* (ft.)	SUPPORT SPACING	LENGTH (ft)			LEFT SUPPORT (ft)			CENTER SUPPORT (ft)			RIGHT SUPPORT (ft)			SUPPORT WEIGHTS		FOOTINGS				FIELD VERIFIED SEE NOTE 2 (mm/dd/yy)					
		w	x	h										SNS HT "H"	MTG HT "C"	EMBED-MENT	S	L	LENGTH	S	L	LENGTH	S	L	LENGTH	B/A (lbs.)	SIMPLE (lbs.)	DIAMETER (ft.)	DEPTH (ft.)	REINFORCED (c.y.)	PLAIN (c.y.)						
701	A	156	x	102	I-73 SB	3	W10x22	S	N/A	N/A	N/A	21.00	5.90	ERECT PROPOSED SIGN ON EXISTING SUPPORTS																							
702	A	162	x	30	I-73 NB	2	TBD	S	N/A	N/A	N/A	TBD	8.80	ERECT PROPOSED SIGN ON EXISTING SUPPORTS																							
901	A	90	x	72	-LPC- STA. 15+00	2	S4x7.7	BA	N/A	N/A	N/A	16.00	4.40	6.00	7.00	3.0	0.48	13.48	16.48	0.00	0.00	0.00	0.85	13.85	16.85	296.64	0	1.0	3.5	0.00	0.20	_____					
902	A	90	x	72	-LPC- STA. 16+00	2	S4x7.7	BA	N/A	N/A	N/A	18.00	4.40	6.00	7.00	3.5	1.44	14.44	17.94	0.00	0.00	0.00	2.54	15.54	19.04	324.75	0	1.0	4	0.00	0.23	_____					
903	A	90	x	72	-LPC- STA. 17+00	2	S4x7.7	BA	N/A	N/A	N/A	18.00	4.40	6.00	7.00	3.5	1.44	14.44	17.94	0.00	0.00	0.00	2.54	15.54	19.04	324.75	0	1.0	4	0.00	0.23	_____					
904	A	90	x	72	-RPD- STA. 13+50	2	W6x9	BA	N/A	N/A	N/A	18.00	4.40	6.00	7.00	3.0	2.12	15.12	18.12	0.00	0.00	0.00	2.95	15.95	18.95	397.63	0	1.5	3.5	0.46	0.00	_____					
905	A	90	x	72	-RPD- STA. 15+00	2	S4x7.7	BA	N/A	N/A	N/A	18.00	4.40	6.00	7.00	3.5	1.90	14.90	18.40	0.00	0.00	0.00	2.53	15.53	19.03	328.21	0	1.0	4	0.00	0.23	_____					
906	A	90	x	72	-RPD- STA. 16+50	2	S4x7.7	BA	N/A	N/A	N/A	20	4.40	6	7	3.5	1.48	14.48	17.98	0	0	0	2.25	15.25	18.75	322.82	0	1	4	0	0.23	_____					
907	A	186	x	66	-L- STA. 129+50 LT	2	W6x9	BA	N/A	N/A	N/A	12	9.08	5.5	7.98	3	-0.98	12.5	15.5	0	0	0	0.25	13.73	16.73	354.07	0	1.5	3.5	0.46	0	_____					
908	A	90	x	72	-LPA- STA. 15+00	2	S4x7.7	BA	N/A	N/A	N/A	18	4.40	6	7	3.5	2.07	15.07	18.57	0	0	0	2.51	15.51	19.01	329.37	0	1	4	0	0.23	_____					
909	B	102	x	42	-LPA- STA. 16+00	2	S4x7.7	BA	N/A	N/A	N/A	17.5	4.4	3.5	7	3.5	2.07	12.57	16.07	0	0	0	2.88	13.38	16.88	293.72	0	1	4	0	0.23	_____					
910	B	102	x	42	-RPB- STA. 13+50 LT	2	S4x7.7	BA	N/A	N/A	N/A	21.5	4.4	3.5	7	3.5	2.34	12.84	16.34	0	0	0	1.59	12.09	15.59	285.86	0	1	4	0	0.23	_____					
911	A	90	x	72	-RPB- STA. 13+50	2	S4x7.7	BA	N/A	N/A	N/A	18	4.40	6	7	3.5	1.88	14.88	18.38	0	0	0	2.61	15.61	19.11	328.67	0	1	4	0	0.23	_____					
912	A	234	x	66	-L- STA. 93+50	3	W6x9	BA	N/A	N/A	N/A	23	6.9225	5.5	7	3	3.51	16.01	19.01	3.41	15.91	18.91	3.47	15.97	18.97	608.01	0	1.5	3.5	0.69	0.00	_____					

TOTAL	15464.33	TOTAL	3377.07	TOTAL	13.57	TOTAL	3.43
USE:	15465.00	3378.00		14.00	4.00		


NOTES:

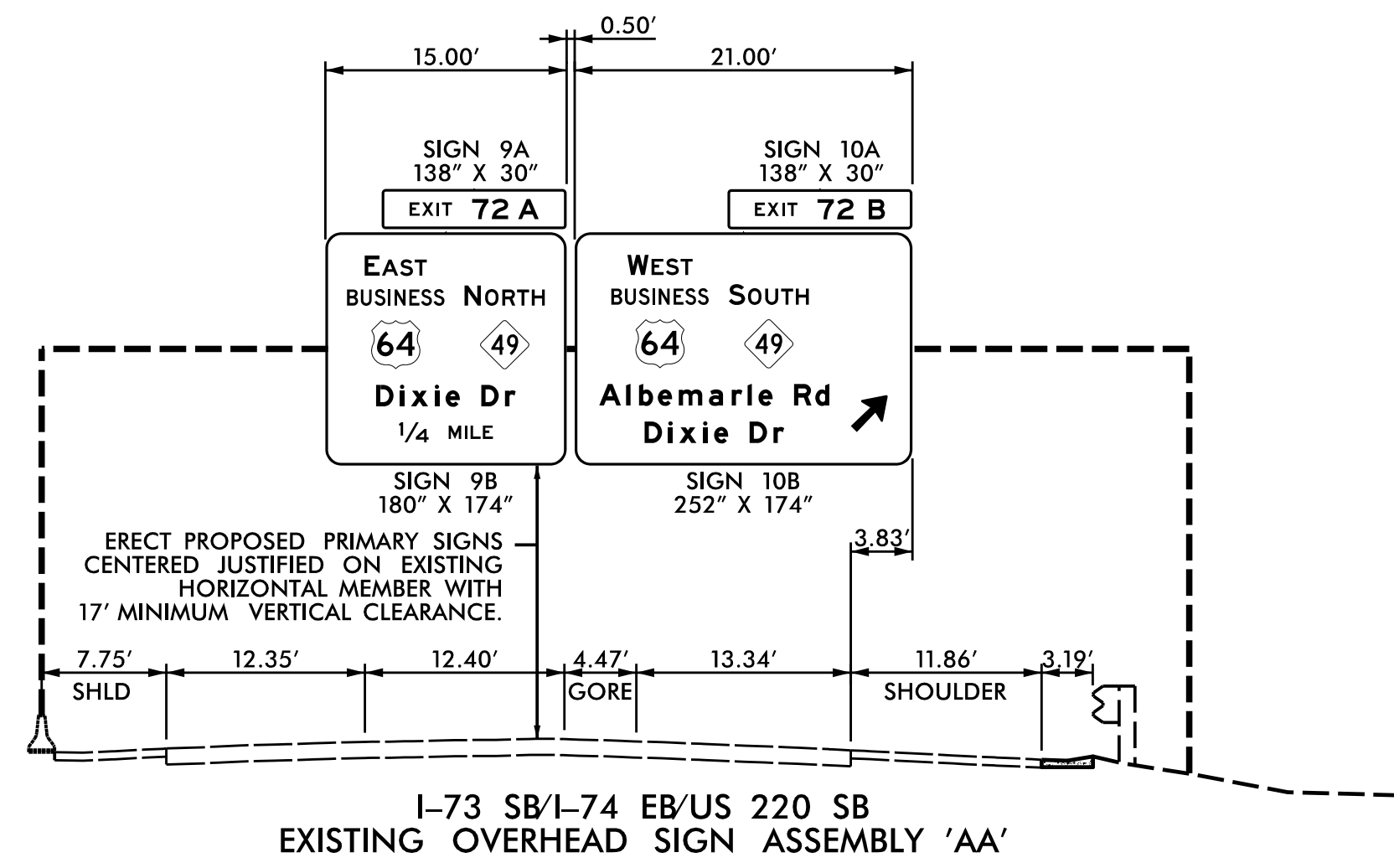
- DIMENSION "S" REPRESENTS AN INCREASE (+), OR A DECREASE (-) IN POLE LENGTH, RELATIVE TO THE ELEVATION OF THE EDGE OF TRAVEL LANE.
- FIELD VERIFICATIONS SHALL BE REQUIRED FOR ALL SUPPORTS, SEE (*) ARTICLE 903-3. FABRICATORS SHALL BE AISC CERTIFIED IN CATEGORY 1, SEE (*) ARTICLE 1072-1. (*) = N.C.D.O.T. STANDARD SPECIFICATIONS FOR ROADS AND STRUCTURES
- PLAN LOCATIONS FOR EXISTING UTILITIES ARE BASED ON THE BEST AVAILABLE INFORMATION AND, THEREFORE MAY NOT BE PRECISELY ACCURATE. THEREFORE, IT IS INCUMBENT UPON THE CONTRACTOR TO DETERMINE THE EXACT LOCATION OF UTILITIES BEFORE BEGINNING WORK IN A LOCATION.



HNTB
 HNTB NORTH CAROLINA, P.C.
 343 E. Six Forks Road, Suite 200
 Raleigh, North Carolina 27609
 NC License No: C-1554
 (919) 546-8997

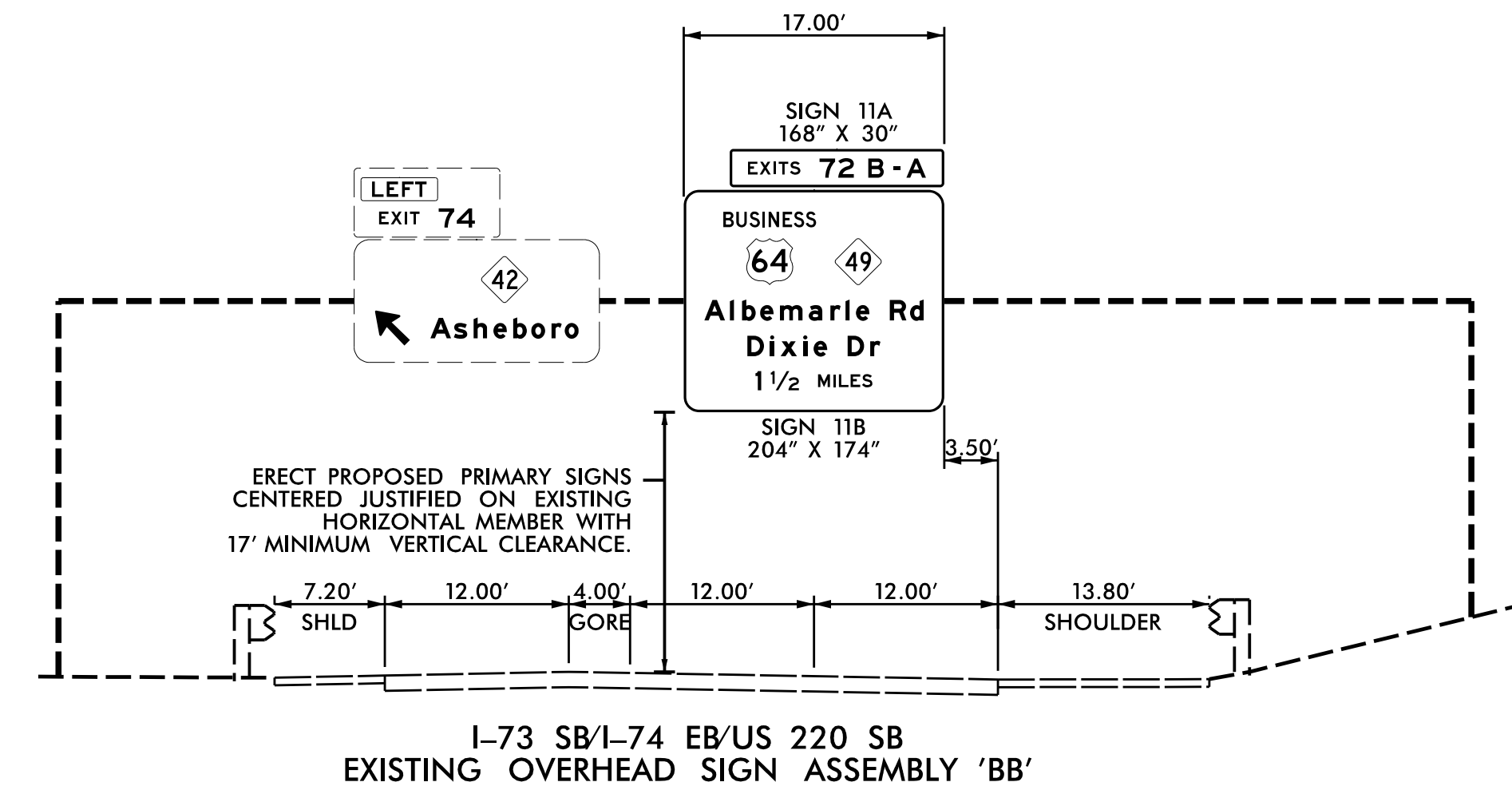
**TYPE A AND TYPE B
GROUND MOUNTED SIGNS**

TIP NO. U-5813	SHEET NO. SIGN-3
APPROVED <i>Andrew D. Hinkley</i> <small>ESD78F8459E44B</small>	
DATE: 5/21/2024	
SEAL 	
DOCUMENT NOT CONSIDERED FINAL UNLESS ALL SIGNATURES COMPLETED	



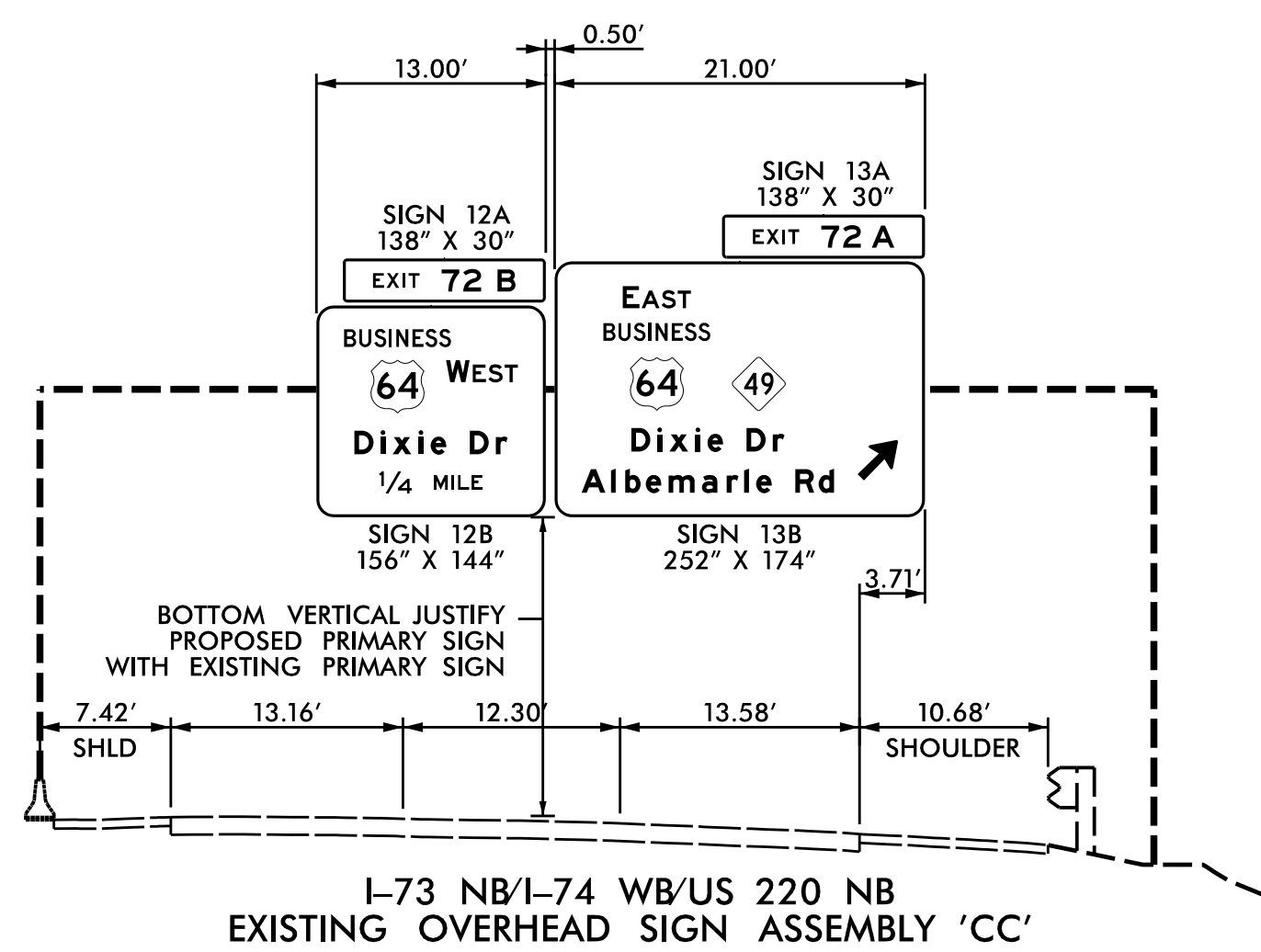
STRUCTURE INVENTORY 750167

STRUCTURE TO BE EVALUATED BY NCDOT



STRUCTURE INVENTORY 750204

STRUCTURE TO BE EVALUATED BY NCDOT

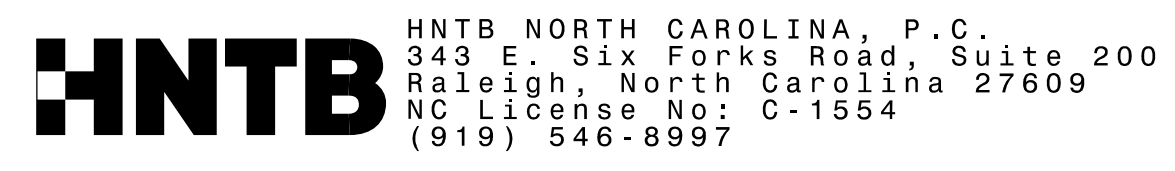


STRUCTURE INVENTORY 750178


STRUCTURE TO BE EVALUATED BY NCDOT

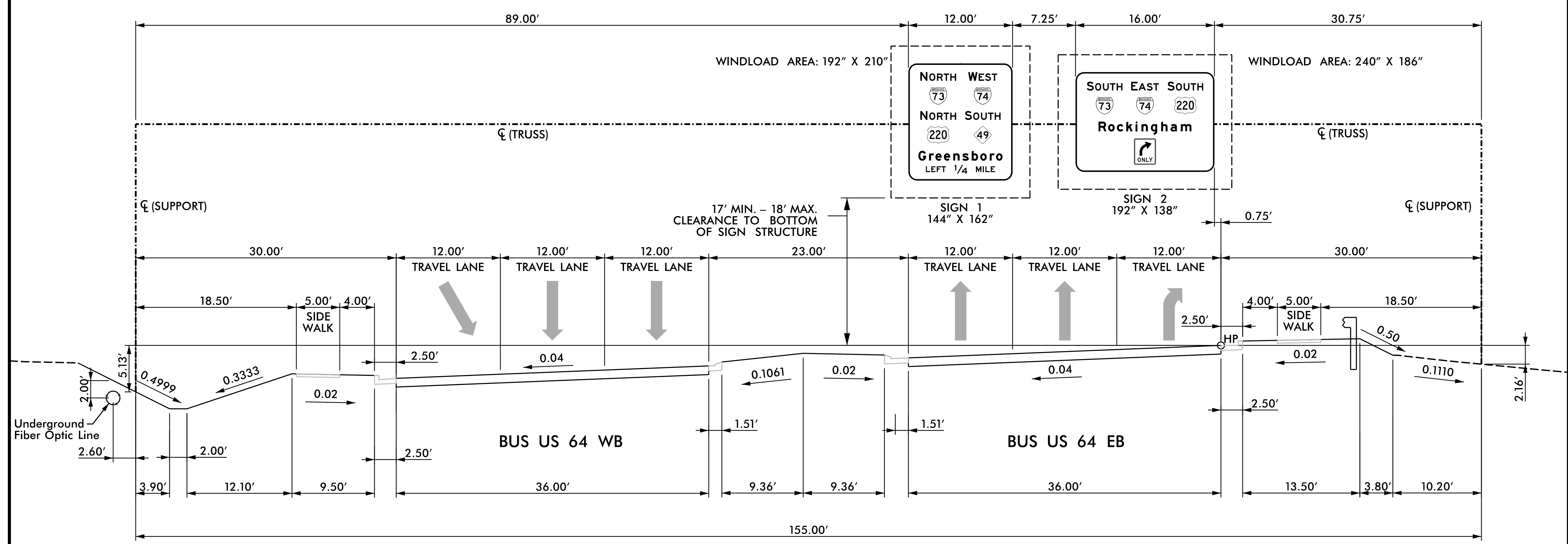
NOTES:

- SEE STANDARD 904-3(B)(3) FOR REQUIREMENTS OF NEW STRUCTURAL MEMBERS, MOUNTING HARDWARE FOR NEW SIGNS, SHOP DRAWINGS, BRACING AND ACCESSORY HARDWARE FOR ATTACHMENTS.
- SEE NCDOT STANDARD SPECIFICATIONS SECTION 1076-6 FOR REPAIR OF GALVANIZING.
- MINIMUM VERTICAL CLEARANCE FOR OVERHEAD SIGN PANELS AND SUPPORT STRUCTURE IS 17'.



EXISTING OVERHEAD SIGN STRUCTURES 'AA', 'BB' AND 'CC'

TIP NO. U-5813	SHEET NO. SIGN-3A
APPROVED <i>Andrew D. Klinsiek</i> ESD78F8459E44B	
DATE: 5/21/2024	
	
DOCUMENT NOT CONSIDERED FINAL UNLESS ALL SIGNATURES COMPLETED	




NOTES:

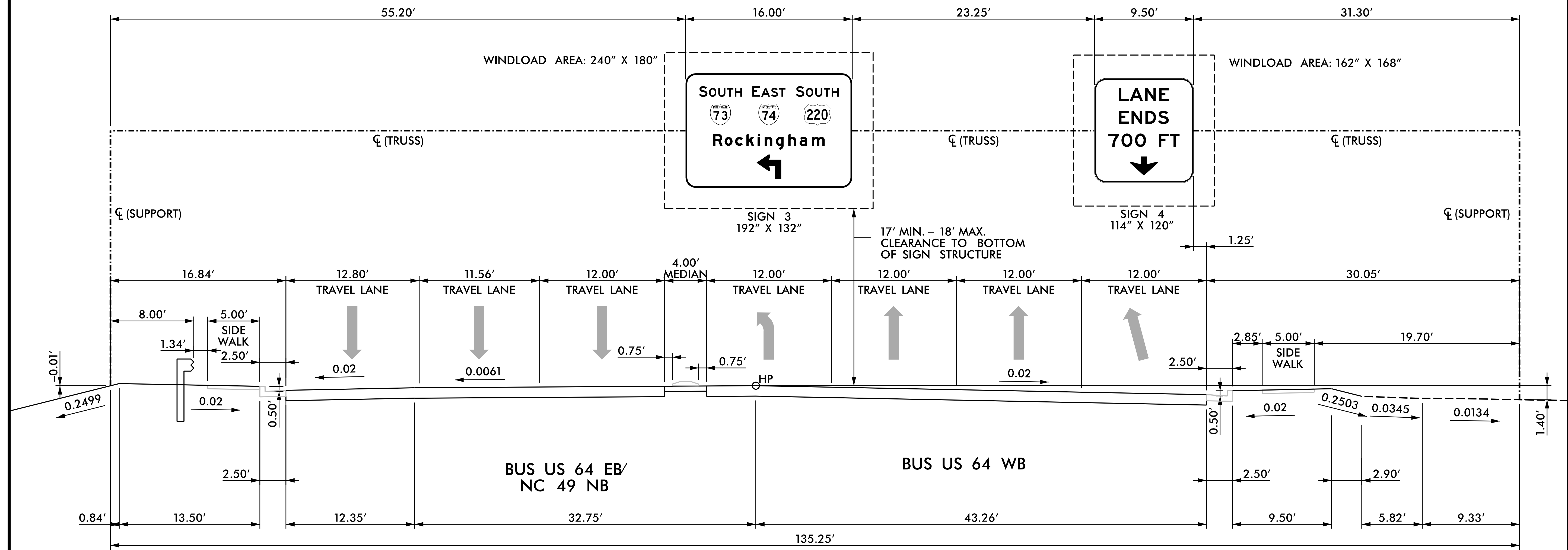
- IF THE CONTRACTOR BIDS ALUMINUM SIGN STRUCTURE, EACH SHALL BE PROVIDED WITH AN APPROVED HIGHWAY TRUSS DAMPER DEVICE IN ACCORDANCE WITH AASHTO SPECIFICATIONS.
- MOUNT SIGNS VERTICALLY CENTERED ON HORIZONTAL MEMBER OF STRUCTURE.
- FIELD VERIFICATION SHALL BE REQUIRED FOR ALL FOOTING ELEVATIONS, PER THE LATEST NCDOT STANDARD SPECIFICATIONS FOR ROADS AND STRUCTURES. PROVIDE FIELD VERIFICATION TO THE SIGNING SECTION.
- THE TOP OF THE FOOTING SHALL EXTEND AT LEAST 4 INCHES AND NOT MORE THAN 24 INCHES ABOVE THE HIGHEST POINT OF THE GROUND SURFACE AT THE FOOTING.
- SIGN HANGERS AND ATTACHMENT HARDWARE SHALL BE PROVIDED AND INSTALLED ON THE ASSEMBLY TO ACCOMMODATE ALL SIGNS SHOWN IN THIS PLAN SHEET.
- DESIGN AND CONSTRUCTION REQUIREMENTS FOR SIGN STRUCTURES SHALL ACCOMMODATE WIND VELOCITY OF 90 M.P.H.

HNTB
 HNTB NORTH CAROLINA, P.C.
 343 E. Six Forks Road, Suite 200
 Raleigh, North Carolina 27609
 NC License No: C-1554
 (919) 546-8997

STRUCTURE INVENTORY 750630

OVERHEAD SIGN STRUCTURE AT
-L- STA. 108+00
BUS US 64 EB


TIP NO. U-5813	SHEET NO. SIGN-3B
APPROVED <i>Andrew D. Klinsiek</i> ESD78F8459E44B DATE: 5/21/2024	
	
DOCUMENT NOT CONSIDERED FINAL UNLESS ALL SIGNATURES COMPLETED	

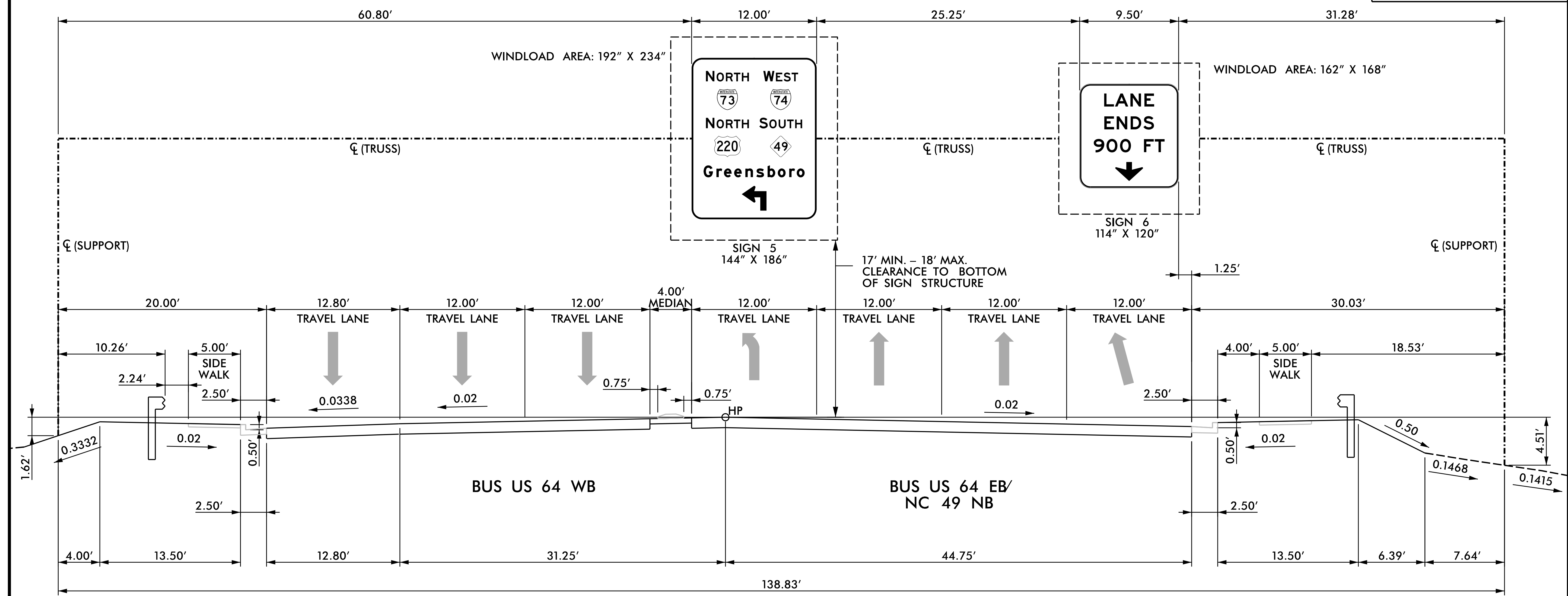


- NOTES:
- IF THE CONTRACTOR BIDS ALUMINUM SIGN STRUCTURE, EACH SHALL BE PROVIDED WITH AN APPROVED HIGHWAY TRUSS DAMPER DEVICE IN ACCORDANCE WITH AASHTO SPECIFICATIONS.
 - MOUNT SIGNS VERTICALLY CENTERED ON HORIZONTAL MEMBER OF STRUCTURE.
 - FIELD VERIFICATION SHALL BE REQUIRED FOR ALL FOOTING ELEVATIONS, PER THE LATEST NCDOT STANDARD SPECIFICATIONS FOR ROADS AND STRUCTURES. PROVIDE FIELD VERIFICATION TO THE SIGNING SECTION.
 - THE TOP OF THE FOOTING SHALL EXTEND AT LEAST 4 INCHES AND NOT MORE THAN 24 INCHES ABOVE THE HIGHEST POINT OF THE GROUND SURFACE AT THE FOOTING.
 - SIGN HANGERS AND ATTACHMENT HARDWARE SHALL BE PROVIDED AND INSTALLED ON THE ASSEMBLY TO ACCOMMODATE ALL SIGNS SHOWN IN THIS PLAN SHEET.
 - DESIGN AND CONSTRUCTION REQUIREMENTS FOR SIGN STRUCTURES SHALL ACCOMMODATE WIND VELOCITY OF 90 M.P.H.

HNTB
 HNTB NORTH CAROLINA, P.C.
 343 E. Six Forks Road, Suite 200
 Raleigh, North Carolina 27609
 NC License No: C-1554
 (919) 546-8997

STRUCTURE INVENTORY 750631
OVERHEAD SIGN STRUCTURE AT
-L- STA. 113+00 LT
BUS US 64 WB

TIP NO. U-5813	SHEET NO. SIGN-3C
APPROVED <i>Andrew D. Klinsiek</i> ESD78F8459E44B	
DATE: 5/21/2024	
SEAL	
	
DOCUMENT NOT CONSIDERED FINAL UNLESS ALL SIGNATURES COMPLETED	




NOTES:

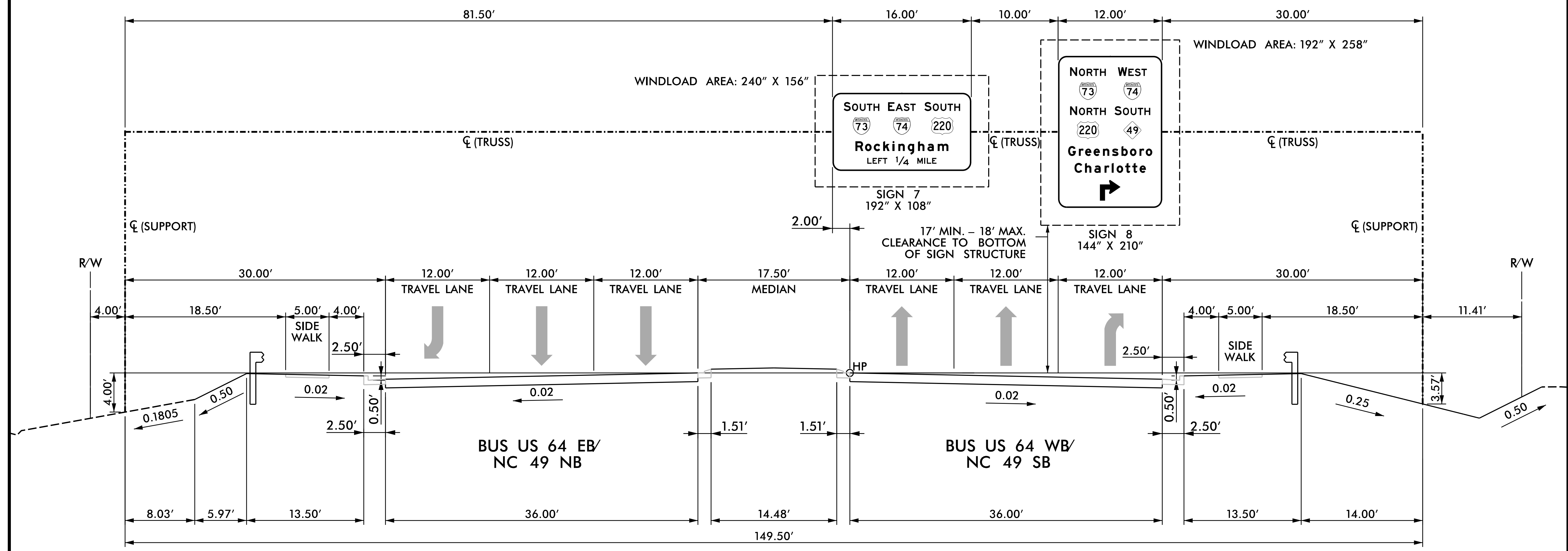
- IF THE CONTRACTOR BIDS ALUMINUM SIGN STRUCTURE, EACH SHALL BE PROVIDED WITH AN APPROVED HIGHWAY TRUSS DAMPER DEVICE IN ACCORDANCE WITH AASHTO SPECIFICATIONS.
- MOUNT SIGNS VERTICALLY CENTERED ON HORIZONTAL MEMBER OF STRUCTURE.
- FIELD VERIFICATION SHALL BE REQUIRED FOR ALL FOOTING ELEVATIONS, PER THE LATEST NCDOT STANDARD SPECIFICATIONS FOR ROADS AND STRUCTURES. PROVIDE FIELD VERIFICATION TO THE SIGNING SECTION.
- THE TOP OF THE FOOTING SHALL EXTEND AT LEAST 4 INCHES AND NOT MORE THAN 24 INCHES ABOVE THE HIGHEST POINT OF THE GROUND SURFACE AT THE FOOTING.
- SIGN HANGERS AND ATTACHMENT HARDWARE SHALL BE PROVIDED AND INSTALLED ON THE ASSEMBLY TO ACCOMMODATE ALL SIGNS SHOWN IN THIS PLAN SHEET.
- DESIGN AND CONSTRUCTION REQUIREMENTS FOR SIGN STRUCTURES SHALL ACCOMMODATE WIND VELOCITY OF 90 M.P.H.

HNTB
 HNTB NORTH CAROLINA, P.C.
 343 E. Six Forks Road, Suite 200
 Raleigh, North Carolina 27609
 NC License No: C-1554
 (919) 546-8997

STRUCTURE INVENTORY 750632

OVERHEAD SIGN STRUCTURE AT
-L- STA. 116+50
BUS US 64 EB/ NC 49 NB

TIP NO. U-5813	SHEET NO. SIGN-3D
APPROVED <i>Andrew D. Klinsiek</i> ESD 7878459E44B	
DATE: 5/21/2024	
SEAL 	
DOCUMENT NOT CONSIDERED FINAL UNLESS ALL SIGNATURES COMPLETED	




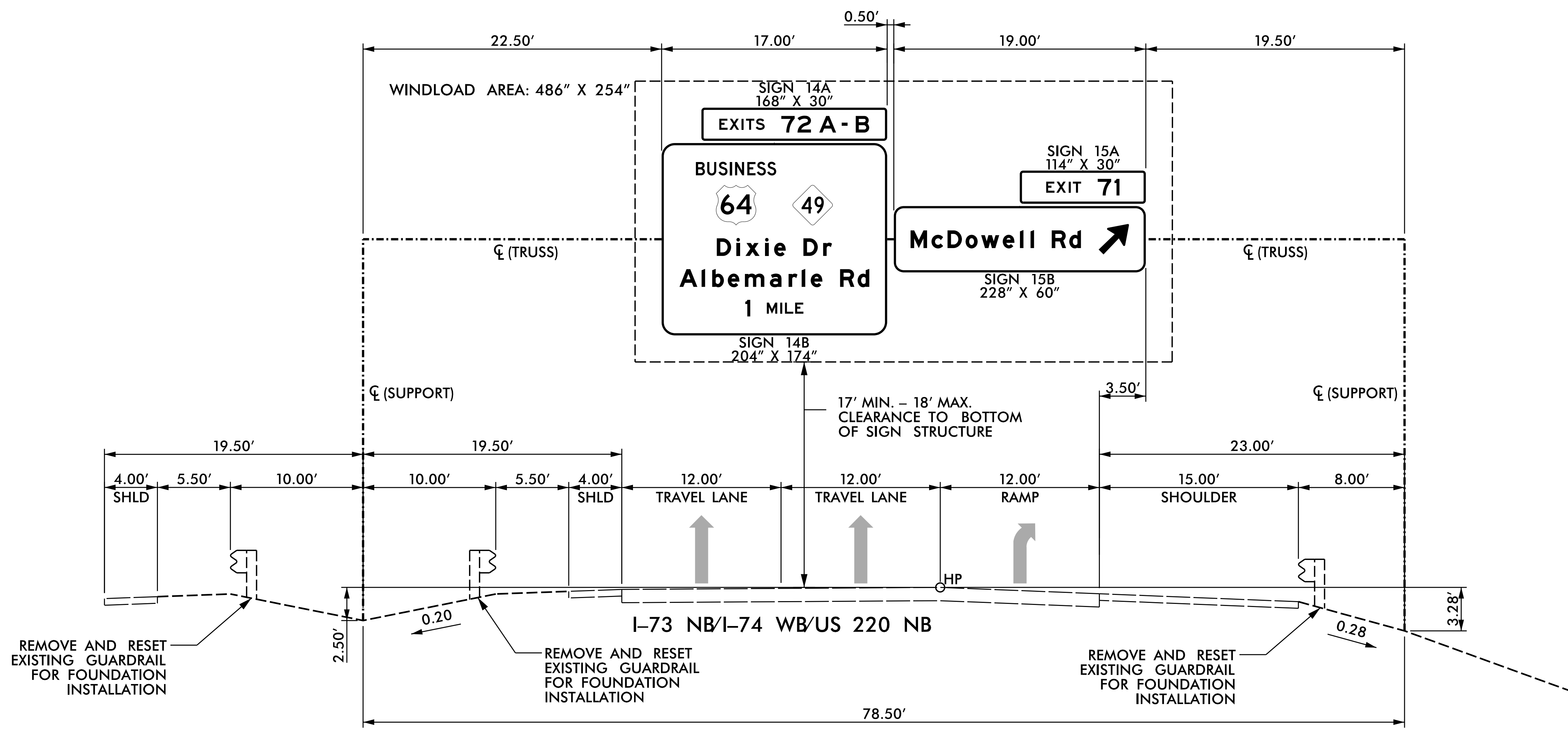
NOTES:

- IF THE CONTRACTOR BIDS ALUMINUM SIGN STRUCTURE, EACH SHALL BE PROVIDED WITH AN APPROVED HIGHWAY TRUSS DAMPER DEVICE IN ACCORDANCE WITH AASHTO SPECIFICATIONS.
- MOUNT SIGNS VERTICALLY CENTERED ON HORIZONTAL MEMBER OF STRUCTURE.
- FIELD VERIFICATION SHALL BE REQUIRED FOR ALL FOOTING ELEVATIONS, PER THE LATEST NCDOT STANDARD SPECIFICATIONS FOR ROADS AND STRUCTURES. PROVIDE FIELD VERIFICATION TO THE SIGNING SECTION.
- THE TOP OF THE FOOTING SHALL EXTEND AT LEAST 4 INCHES AND NOT MORE THAN 24 INCHES ABOVE THE HIGHEST POINT OF THE GROUND SURFACE AT THE FOOTING.
- SIGN HANGERS AND ATTACHMENT HARDWARE SHALL BE PROVIDED AND INSTALLED ON THE ASSEMBLY TO ACCOMMODATE ALL SIGNS SHOWN IN THIS PLAN SHEET.
- DESIGN AND CONSTRUCTION REQUIREMENTS FOR SIGN STRUCTURES SHALL ACCOMMODATE WIND VELOCITY OF 90 M.P.H.

HNTB
 HNTB NORTH CAROLINA, P.C.
 343 E. Six Forks Road, Suite 200
 Raleigh, North Carolina 27609
 NC License No: C-1554
 (919) 546-6997

STRUCTURE INVENTORY 750633
OVERHEAD SIGN STRUCTURE AT
-L- STA. 121+50 LT
BUS US 64/ NC 49

TIP NO. U-5813	SHEET NO. SIGN-3E
APPROVED <i>Andrew D. Klinsiek</i> ESD78F8459E44B	
DATE: 5/21/2024	
SEAL 	
DOCUMENT NOT CONSIDERED FINAL UNLESS ALL SIGNATURES COMPLETED	



NOTES:

- IF THE CONTRACTOR BIDS ALUMINUM SIGN STRUCTURE, EACH SHALL BE PROVIDED WITH AN APPROVED HIGHWAY TRUSS DAMPER DEVICE IN ACCORDANCE WITH AASHTO SPECIFICATIONS.
- MOUNT SIGNS VERTICALLY CENTERED ON HORIZONTAL MEMBER OF STRUCTURE.
- FIELD VERIFICATION SHALL BE REQUIRED FOR ALL FOOTING ELEVATIONS, PER THE LATEST NCDOT STANDARD SPECIFICATIONS FOR ROADS AND STRUCTURES. PROVIDE FIELD VERIFICATION TO THE SIGNING SECTION.
- THE TOP OF THE FOOTING SHALL EXTEND AT LEAST 4 INCHES AND NOT MORE THAN 24 INCHES ABOVE THE HIGHEST POINT OF THE GROUND SURFACE AT THE FOOTING.
- SIGN HANGERS AND ATTACHMENT HARDWARE SHALL BE PROVIDED AND INSTALLED ON THE ASSEMBLY TO ACCOMMODATE ALL SIGNS SHOWN IN THIS PLAN SHEET.
- DESIGN AND CONSTRUCTION REQUIREMENTS FOR SIGN STRUCTURES SHALL ACCOMMODATE WIND VELOCITY OF 90 M.P.H.

HNTB
 HNTB NORTH CAROLINA, P.C.
 343 E. Six Forks Road, Suite 200
 Raleigh, North Carolina 27609
 NC License No: C-1554
 (919) 546-8997

STRUCTURE INVENTORY 750634
OVERHEAD SIGN STRUCTURE AT
620' NORTH OF EXISTING EXIT
DIRECTIONAL SIGN
I-73 NB/ I-74 WB/ US 220 NB



**DOCUMENT NOT CONSIDERED FINAL
UNLESS ALL SIGNATURES COMPLETED**

SIGN NUMBER: 1 TYPE: A (OVHD) QUANTITY: 1 SIGN WIDTH: 12'-0" HEIGHT: 13'-6" TOTAL AREA: 162.0 Sq.Ft. BORDER TYPE: FLUSH RECESS: 0" WIDTH: 2" RADII: 12" NO. Z BARS: 4 LENGTH: 136.0	BACKG COLOR: Green COPY COLOR: White <table border="1"> <thead> <tr> <th>SYMBOL</th> <th>X</th> <th>Y</th> <th>WID</th> <th>HT</th> </tr> </thead> <tbody> <tr> <td>M1_1</td> <td>29.3</td> <td>105</td> <td>24</td> <td>24</td> </tr> <tr> <td>M1_1</td> <td>90.7</td> <td>105</td> <td>24</td> <td>24</td> </tr> <tr> <td>M1_4</td> <td>26.3</td> <td>51</td> <td>30</td> <td>24</td> </tr> <tr> <td>NC242</td> <td>90.7</td> <td>51</td> <td>24</td> <td>24</td> </tr> </tbody> </table> MAT'L: 0.125" ALUMINUM	SYMBOL	X	Y	WID	HT	M1_1	29.3	105	24	24	M1_1	90.7	105	24	24	M1_4	26.3	51	30	24	NC242	90.7	51	24	24	DESIGN BY: TRT PROJECT ID: U-5813 CHECKED BY: ADK DIV: 08 DATE: Sept 2021
SYMBOL	X	Y	WID	HT																							
M1_1	29.3	105	24	24																							
M1_1	90.7	105	24	24																							
M1_4	26.3	51	30	24																							
NC242	90.7	51	24	24																							

Spacing Factor is 1 unless specified otherwise

LETTER POSITIONS

Letter spacings are to start of next letter

Series/Size	Text Length
E 2000	49.5
E 2000	40.1
E 2000	49.5
E 2000	49.4
EM 2000	116.4
E 2000	95.7

SIGN NUMBER: 2 TYPE: A (OVHD) QUANTITY: 1 SIGN WIDTH: 16'-0" HEIGHT: 11'-6" TOTAL AREA: 184.0 Sq.Ft. BORDER TYPE: FLUSH RECESS: 0" WIDTH: 2" RADII: 12" NO. Z BARS: 3 LENGTH: 184.0	BACKG COLOR: Green COPY COLOR: White <table border="1"> <thead> <tr> <th>SYMBOL</th> <th>X</th> <th>Y</th> <th>WID</th> <th>HT</th> </tr> </thead> <tbody> <tr> <td>M1_1</td> <td>28.2</td> <td>79.6</td> <td>24</td> <td>24</td> </tr> <tr> <td>M1_1</td> <td>84</td> <td>79.6</td> <td>24</td> <td>24</td> </tr> <tr> <td>M1_4</td> <td>136.8</td> <td>79.6</td> <td>30</td> <td>24</td> </tr> <tr> <td>R3-5 (R)</td> <td>81</td> <td>10.1</td> <td>30</td> <td>36</td> </tr> </tbody> </table> MAT'L: 0.125" ALUMINUM	SYMBOL	X	Y	WID	HT	M1_1	28.2	79.6	24	24	M1_1	84	79.6	24	24	M1_4	136.8	79.6	30	24	R3-5 (R)	81	10.1	30	36	DESIGN BY: TRT PROJECT ID: U-5813 CHECKED BY: ADK DIV: 08 DATE: Sept 2021
SYMBOL	X	Y	WID	HT																							
M1_1	28.2	79.6	24	24																							
M1_1	84	79.6	24	24																							
M1_4	136.8	79.6	30	24																							
R3-5 (R)	81	10.1	30	36																							

Spacing Factor is 1 unless specified otherwise

LETTER POSITIONS

Letter spacings are to start of next letter

Series/Size	Text Length
E 2000	49.4
E 2000	38.2
E 2000	49.4
EM 2000	128.5

SIGN NUMBER: 3 TYPE: A (OVHD) QUANTITY: 1 SIGN WIDTH: 16'-0" HEIGHT: 11'-0" TOTAL AREA: 176.0 Sq.Ft. BORDER TYPE: FLUSH RECESS: 0" WIDTH: 2" RADII: 12" NO. Z BARS: 3 LENGTH: 184.0	BACKG COLOR: Green COPY COLOR: White <table border="1"> <thead> <tr> <th>SYMBOL</th> <th>X</th> <th>Y</th> <th>WID</th> <th>HT</th> </tr> </thead> <tbody> <tr> <td>M1_1</td> <td>28.2</td> <td>72</td> <td>24</td> <td>24</td> </tr> <tr> <td>M1_1</td> <td>84</td> <td>72</td> <td>24</td> <td>24</td> </tr> <tr> <td>M1_4</td> <td>136.8</td> <td>72</td> <td>30</td> <td>24</td> </tr> <tr> <td>90LEFT ARROW</td> <td>81.8</td> <td>10</td> <td>28.5</td> <td>28.5</td> </tr> </tbody> </table> MAT'L: 0.125" ALUMINUM	SYMBOL	X	Y	WID	HT	M1_1	28.2	72	24	24	M1_1	84	72	24	24	M1_4	136.8	72	30	24	90LEFT ARROW	81.8	10	28.5	28.5	DESIGN BY: TRT PROJECT ID: U-5813 CHECKED BY: ADK DIV: 08 DATE: Sept 2021
SYMBOL	X	Y	WID	HT																							
M1_1	28.2	72	24	24																							
M1_1	84	72	24	24																							
M1_4	136.8	72	30	24																							
90LEFT ARROW	81.8	10	28.5	28.5																							

Spacing Factor is 1 unless specified otherwise

LETTER POSITIONS

Letter spacings are to start of next letter

Series/Size	Text Length
E 2000	49.4
E 2000	38.2
E 2000	49.4
EM 2000	128.5

SIGN NUMBER: 4 TYPE: A (OVHD) QUANTITY: 1 SIGN WIDTH: 9'-6" HEIGHT: 10'-0" TOTAL AREA: 95.0 Sq.Ft. BORDER TYPE: RECESSED RECESS: 0.5" WIDTH: 1.5" RADII: 12" NO. Z BARS: 3 LENGTH: 106.0	BACKG COLOR: Yellow COPY COLOR: Black <table border="1"> <thead> <tr> <th>SYMBOL</th> <th>X</th> <th>Y</th> <th>WID</th> <th>HT</th> </tr> </thead> <tbody> <tr> <td>Type C Arrow</td> <td>41</td> <td>8.1</td> <td>32</td> <td>22</td> </tr> </tbody> </table> MAT'L: 0.125" ALUMINUM	SYMBOL	X	Y	WID	HT	Type C Arrow	41	8.1	32	22	DESIGN BY: TRT PROJECT ID: U-5813 CHECKED BY: ADK DIV: 08 DATE: Sept 2021
SYMBOL	X	Y	WID	HT								
Type C Arrow	41	8.1	32	22								

Spacing Factor is 1 unless specified otherwise


LETTER POSITIONS

Letter spacings are to start of next letter

Series/Size	Text Length
E 2000	57.6
E 2000	57.2
E 2000	82.1

APPROVED *Andrew D. Hinkley*
ESD78F8459E44B...
 DATE: 5/21/2024

SEAL



**DOCUMENT NOT CONSIDERED FINAL
UNLESS ALL SIGNATURES COMPLETED**

SIGN NUMBER: 5
 TYPE: A (OVHD)
 QUANTITY: 1

BACKG COLOR: Green
 COPY COLOR: White

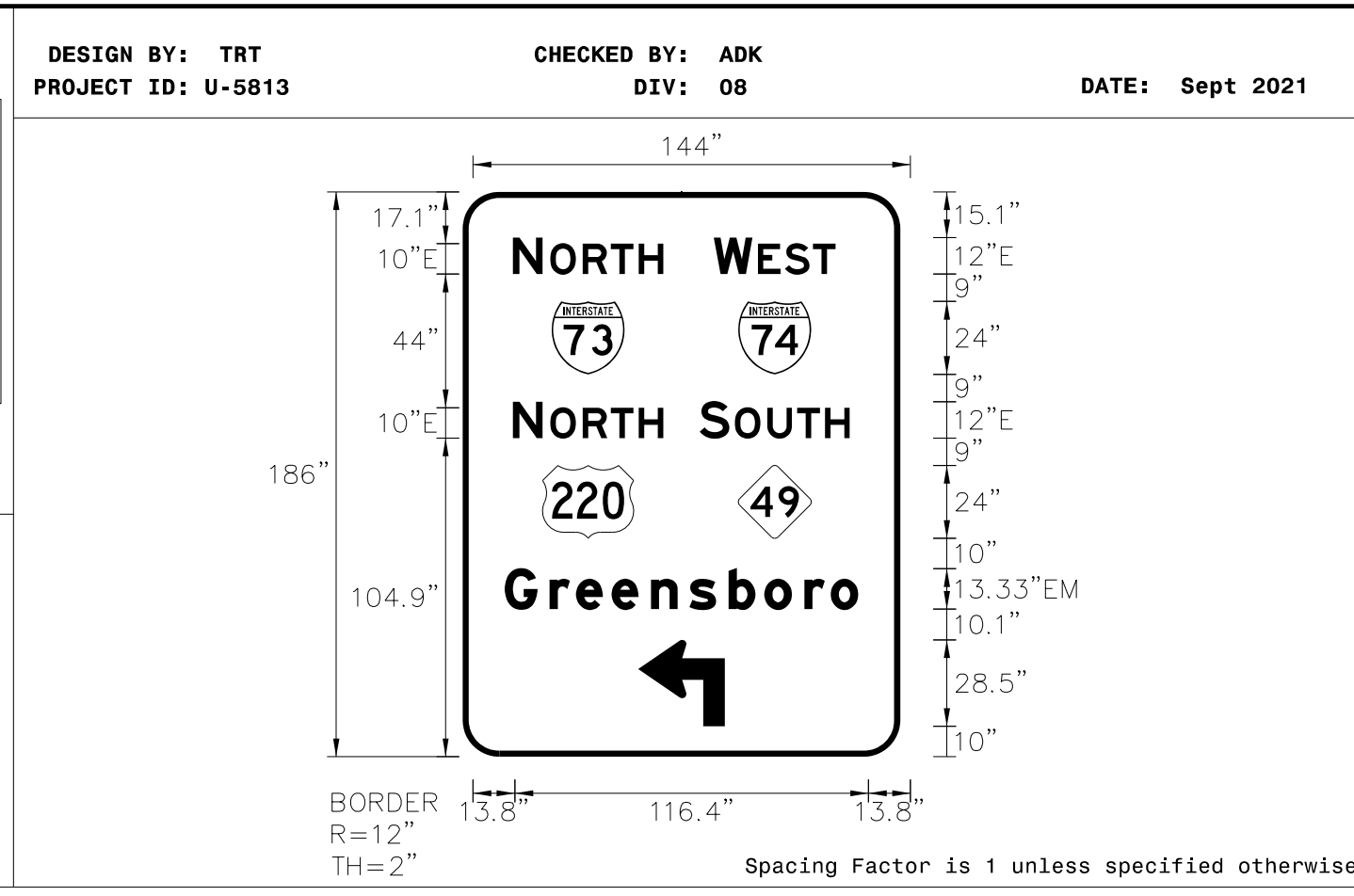
SYMBOL	X	Y	WID	HT
M1_1	29.3	125.9	24	24
M1_1	90.7	125.9	24	24
M1_4	26.3	71.9	30	24
NC242	90.7	71.9	24	24
90° LEFT ARROW	57.8	10	28.5	28.5

MAT'L: 0.125" ALUMINUM

DESIGN BY: TRT
 PROJECT ID: U-5813

CHECKED BY: ADK
 DIV: 08

DATE: Sept 2021



NO. Z BARS: 6
 LENGTH: 136.0

NOTES:
 1. Legend and border shall be direct applied Grade A reflective sheeting.
 2. Arrow and shields shall be Grade A reflective sheeting on 0.032" aluminum and demountable.
 3. Background shall be Grade C reflective sheeting.

LETTER POSITIONS

Letter spacings are to start of next letter

Letter	Series/Size	Text Length
N	E 2000	49.5
O	E 2000	40.1
R	E 2000	49.5
T	E 2000	49.4
H	EM 2000	116.4

SIGN NUMBER: 6
 TYPE: A (OVHD)
 QUANTITY: 1

BACKG COLOR: Yellow
 COPY COLOR: Black

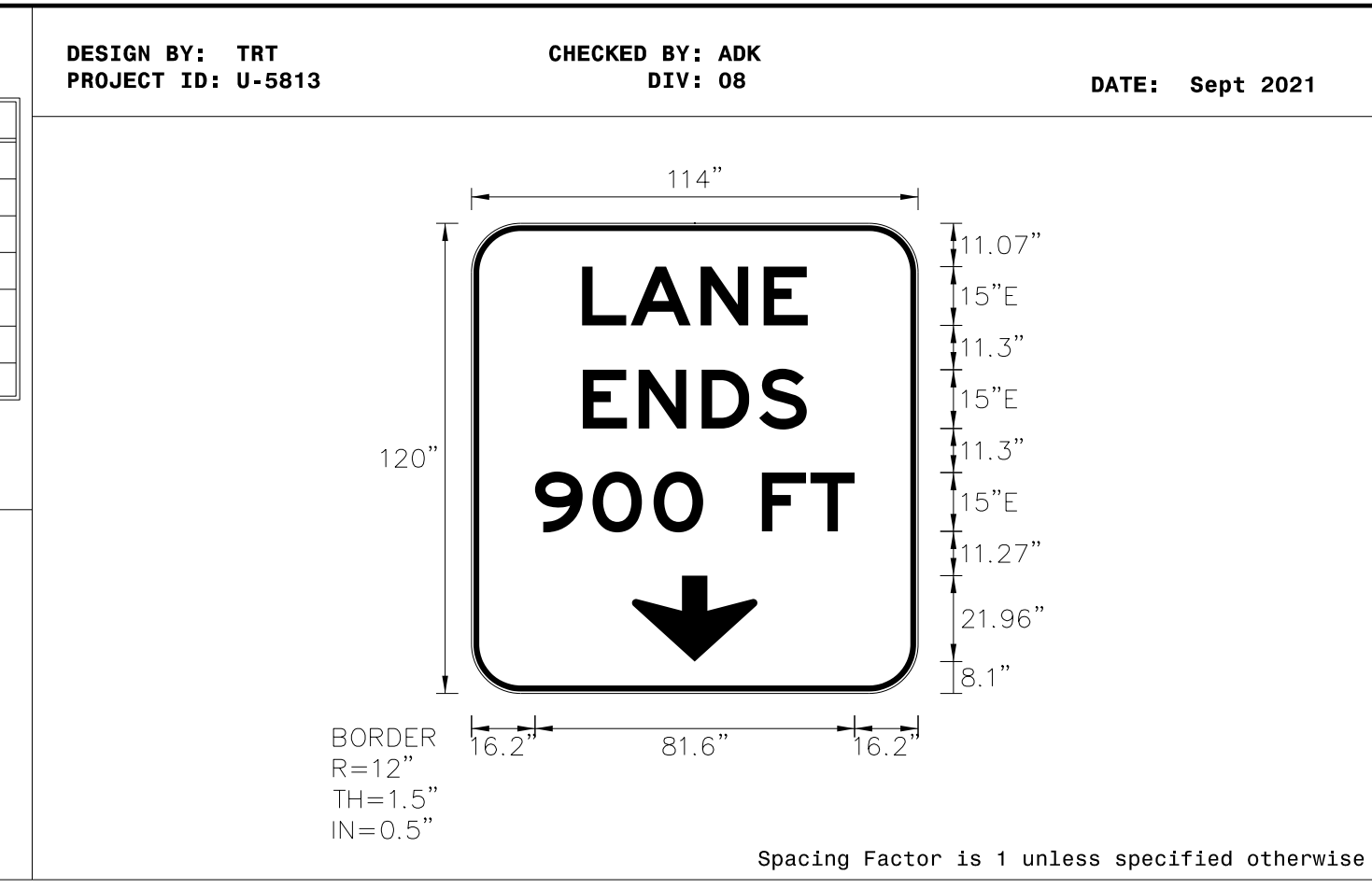
SYMBOL	X	Y	WID	HT
Type C Arrow	41	8.1	32	22

MAT'L: 0.125" ALUMINUM

DESIGN BY: TRT
 PROJECT ID: U-5813

CHECKED BY: ADK
 DIV: 08

DATE: Sept 2021



NO. Z BARS: 3
 LENGTH: 106.0

NOTES:
 1. Legend and border shall be direct applied black non-reflective sheeting.
 2. Arrow shall be Grade A reflective sheeting on 0.032" aluminum and demountable.
 3. Background shall be Grade C reflective sheeting.

LETTER POSITIONS

Letter spacings are to start of next letter

Letter	Series/Size	Text Length
L	E 2000	57.6
A	E 2000	57.2
N	E 2000	81.6
E	E 2000	81.6

SIGN NUMBER: 7
 TYPE: A (OVHD)
 QUANTITY: 1

BACKG COLOR: Green
 COPY COLOR: White

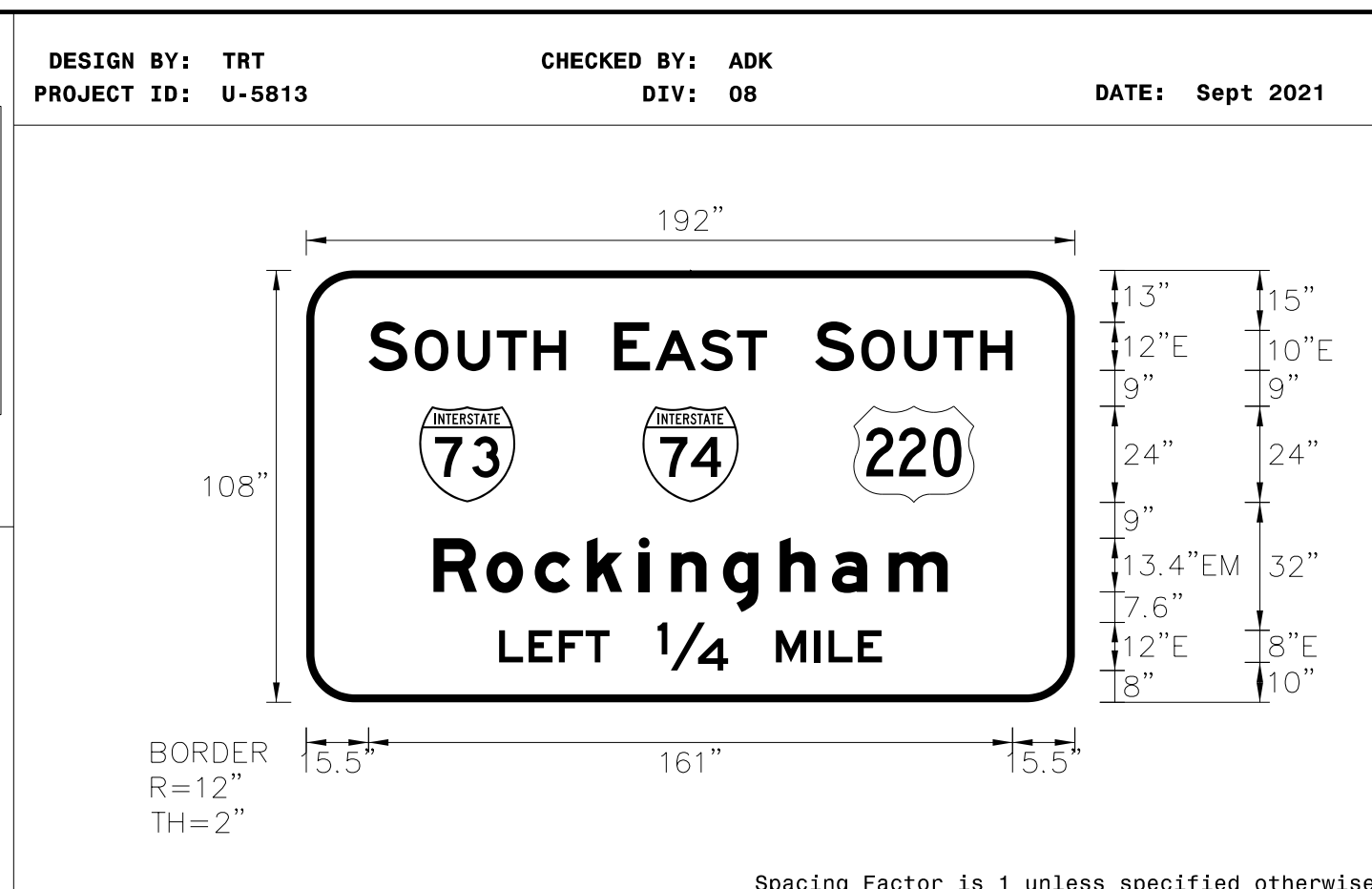
SYMBOL	X	Y	WID	HT
M1_1	28.2	50	24	24
M1_1	84	50	24	24
M1_4	136.8	50	30	24

MAT'L: 0.125" ALUMINUM

DESIGN BY: TRT
 PROJECT ID: U-5813

CHECKED BY: ADK
 DIV: 08

DATE: Sept 2021



NO. Z BARS: 3
 LENGTH: 184.0

NOTES:
 1. Legend and border shall be direct applied Grade A reflective sheeting.
 2. Shields shall be Grade A reflective sheeting on 0.032" aluminum and demountable.
 3. Background shall be Grade C reflective sheeting.

LETTER POSITIONS

Letter spacings are to start of next letter

Letter	Series/Size	Text Length
S	E 2000	49.4
O	E 2000	38.2
U	E 2000	49.4
T	E 2000	49.4
H	EM 2000	128.5

SIGN NUMBER: 8
 TYPE: A (OVHD)
 QUANTITY: 1

BACKG COLOR: Green
 COPY COLOR: White

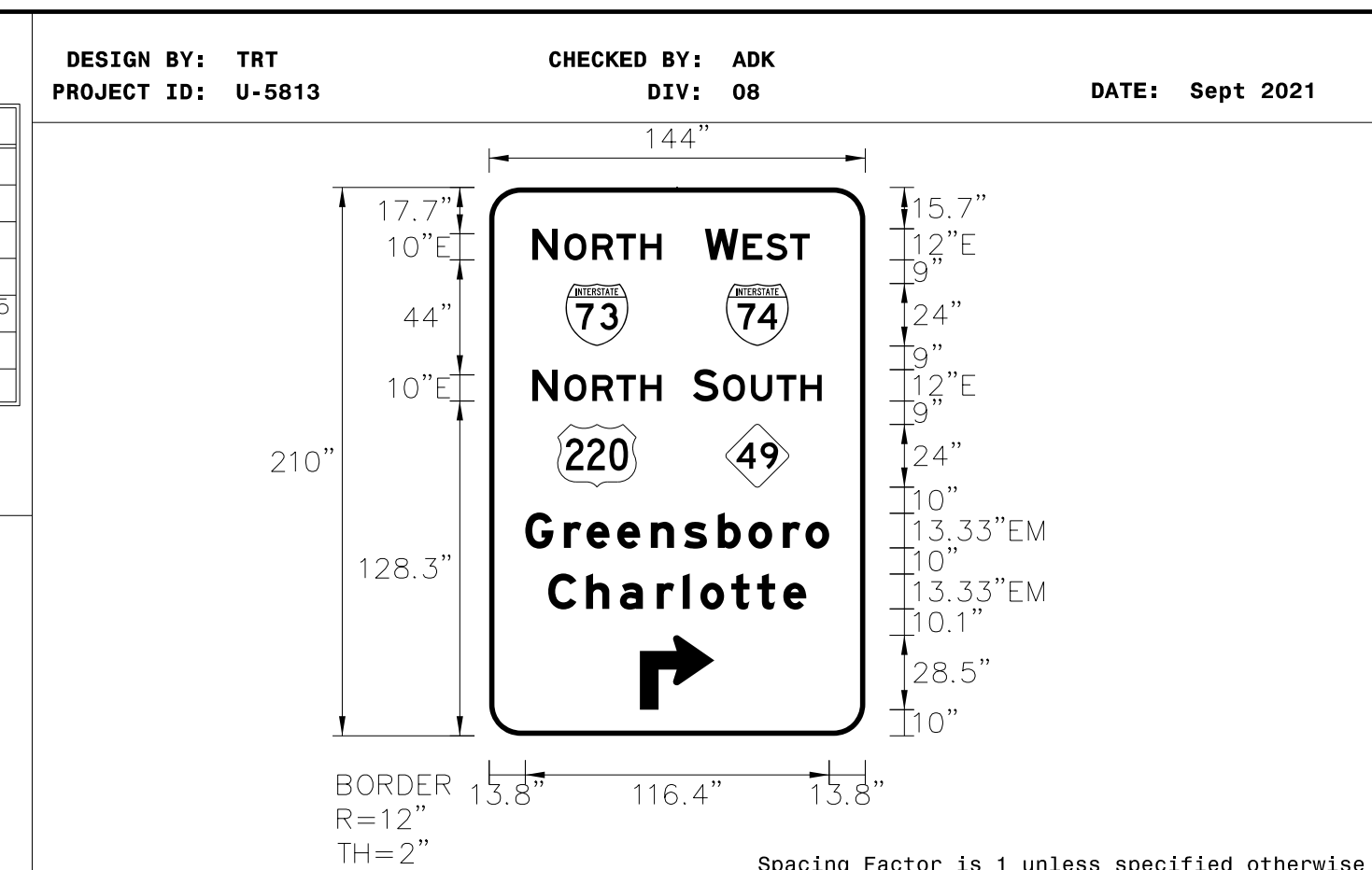
SYMBOL	X	Y	WID	HT
M1_1	29.3	149.3	24	24
M1_1	90.7	149.3	24	24
M1_4	26.3	95.3	30	24
NC242	90.7	95.3	24	24
90° RIGHT ARROW	57.8	10	28.5	28.5

MAT'L: 0.125" ALUMINUM

DESIGN BY: TRT
 PROJECT ID: U-5813

CHECKED BY: ADK
 DIV: 08

DATE: Sept 2021



NO. Z BARS: 6
 LENGTH: 136.0

NOTES:
 1. Legend and border shall be direct applied Grade A reflective sheeting.
 2. Arrow and shields shall be Grade A reflective sheeting on 0.032" aluminum and demountable.
 3. Background shall be Grade C reflective sheeting.


LETTER POSITIONS

Letter spacings are to start of next letter

Letter	Series/Size	Text Length
N	E 2000	49.5
O	E 2000	40.1
R	E 2000	49.5
T	E 2000	49.4
H	EM 2000	116.4

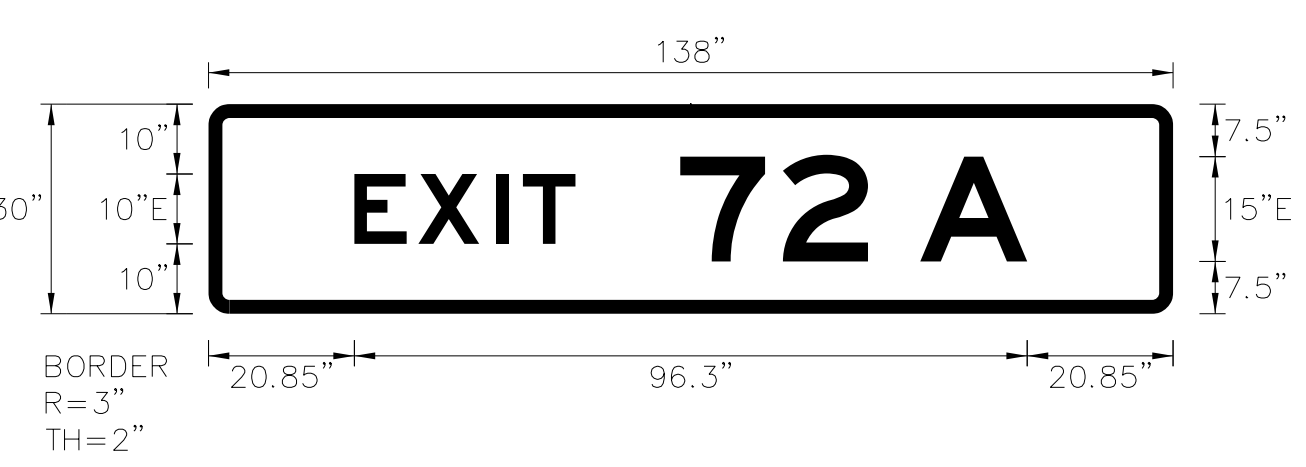
APPROVED *Andrew D. Hinkley*
ESD78F8459E44B...
 DATE: 5/21/2024

SEAL



**DOCUMENT NOT CONSIDERED FINAL
UNLESS ALL SIGNATURES COMPLETED**

SIGN NUMBER: 9A,13A TYPE: B (OVHD) QUANTITY: 2 SIGN WIDTH: 11'-6" HEIGHT: 2'-6" TOTAL AREA: 28.8 Sq.Ft. BORDER TYPE: FLUSH RECESS: 0" WIDTH: 2" RADII: 3" NO. Z BARS: 2 LENGTH: 130.0	BACKG COLOR: Green COPY COLOR: White SYMBOl: [Table with columns X, Y, WID, HT]	DESIGN BY: TRT PROJECT ID: U-5813 CHECKED BY: ADK DIV: 08 DATE: Sept 2021
--	---	---



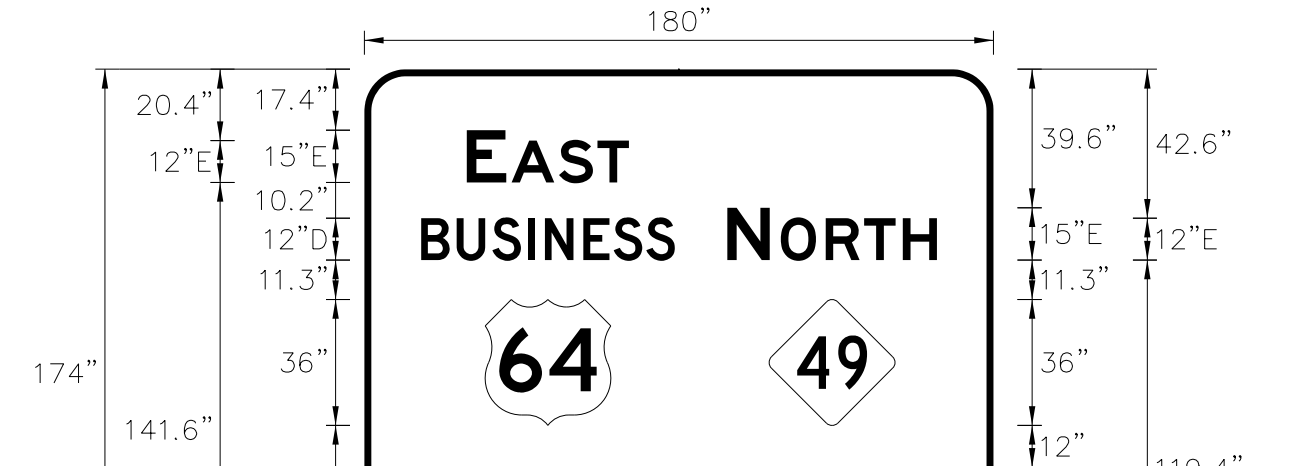
Spacing Factor is 1 unless specified otherwise
Spacing Factor for "EXIT" is 1.2

LETTER POSITIONS

Letter spacings are to start of next letter

	E	X	I	T		Series/Size	Text Length
	20.9	9.2	11.1	3.8	7.5	E 2000	31.6
		7	2		A	E 2000	49.7
	67.5	14.7	12.2	7.5	15.3		

SIGN NUMBER: 9B TYPE: A (OVHD) QUANTITY: 1 SIGN WIDTH: 15'-0" HEIGHT: 14'-6" TOTAL AREA: 217.5 Sq.Ft. BORDER TYPE: FLUSH RECESS: 0" WIDTH: 2" RADII: 12" NO. Z BARS: 5 LENGTH: 172.0	BACKG COLOR: Green COPY COLOR: White SYMBOl: [Table with columns X, Y, WID, HT]	DESIGN BY: TRT PROJECT ID: U-5813 CHECKED BY: ADK DIV: 08 DATE: Sept 2021
---	---	---



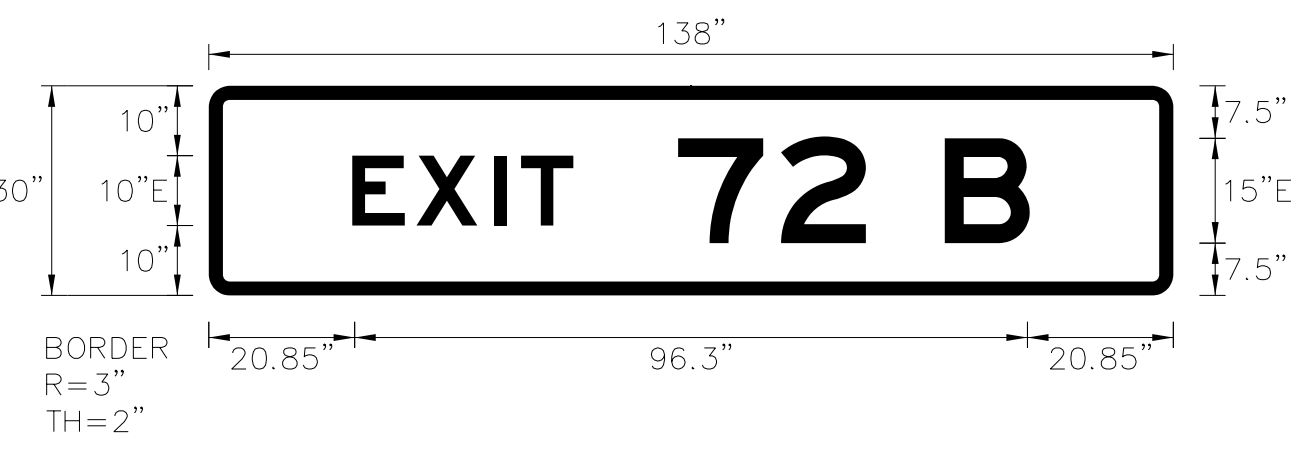
Spacing Factor is 1 unless specified otherwise

LETTER POSITIONS

Letter spacings are to start of next letter

	E	A	S	T		Series/Size	Text Length
	29.3	11.3	1.5	13.6	11	9	04.3
	16.2	10.2	10.2	10.2	4.8	11	8.6 9.4 8.2 91.2
		N	O	R	T	H	
	103.8	12.2	3.1	12.8	11	11	9.7 16.2
		D	i	x	i	e	D r
	37.9	17.8	8.2	17.8	8.2	10.6	16 17.8 8 37.9
		1/4	M	I	L	E	
	55	22	15	12	4.4	9.2	7.5 55

SIGN NUMBER: 10A,12A TYPE: B (OVHD) QUANTITY: 2 SIGN WIDTH: 11'-6" HEIGHT: 2'-6" TOTAL AREA: 28.8 Sq.Ft. BORDER TYPE: FLUSH RECESS: 0" WIDTH: 2" RADII: 3" NO. Z BARS: 2 LENGTH: 130.0	BACKG COLOR: Green COPY COLOR: White SYMBOl: [Table with columns X, Y, WID, HT]	DESIGN BY: TRT PROJECT ID: U-5813 CHECKED BY: ADK DIV: 08 DATE: Sept 2021
---	---	---




Spacing Factor is 1 unless specified otherwise
Spacing Factor for "EXIT" is 1.2

LETTER POSITIONS

Letter spacings are to start of next letter

	E	X	I	T		Series/Size	Text Length
	20.5	9.2	11.1	3.8	7.5	E 2000	31.6
		7	2		B	E 2000	50.3
	67.2	14.7	12.2	11.3	12.2		

SIGN NUMBER: 10B TYPE: A (OVHD) QUANTITY: 1 SIGN WIDTH: 21'-0" HEIGHT: 14'-6" TOTAL AREA: 304.5 Sq.Ft. BORDER TYPE: FLUSH RECESS: 0" WIDTH: 2" RADII: 12" NO. Z BARS: 5 LENGTH: 244.0	BACKG COLOR: Green COPY COLOR: White SYMBOl: [Table with columns X, Y, WID, HT]	DESIGN BY: TRT PROJECT ID: U-5813 CHECKED BY: ADK DIV: 08 DATE: Sept 2021
--	---	---



Spacing Factor is 1 unless specified otherwise

LETTER POSITIONS

Letter spacings are to start of next letter

	W	E	S	T		Series/Size	Text Length
	39.3	15.9	2.2	10.7	11	9	63.9
		B	U	S	I	N	E S S
	27.4	10.2	10.2	10.2	4.8	11	8.6 9.4 8.2 152
		S	O	U	T	H	
	115	12.2	2.2	12.8	11.8	11	9.7 77.3
		A	i	b	e	m	a r l e R d
	18.4	20	9.6	14.1	15.5	22.6	17 11.8 8.2 10.6 16 15.8 10.6 61.9
		D	i	x	i	e	D r
	52.2	17.8	8.2	17.8	8.2	10.6	16 17.8 8 95.7



**DOCUMENT NOT CONSIDERED FINAL
UNLESS ALL SIGNATURES COMPLETED**

<p>SIGN NUMBER: 11A TYPE: A (OVHD) QUANTITY: 1</p> <p>SIGN WIDTH: 14'-0" HEIGHT: 2'-6" TOTAL AREA: 35.0 Sq.Ft.</p> <p>BORDER TYPE: FLUSH RECESS: 0" WIDTH: 2" RADII: 3"</p> <p>NO. Z BARS: 2 LENGTH: 160.0</p>	<p>BACKG COLOR: Green COPY COLOR: White</p> <table border="1"> <thead> <tr> <th>SYMBOL</th> <th>X</th> <th>Y</th> <th>WID</th> <th>HT</th> </tr> </thead> <tbody> <tr><td> </td><td> </td><td> </td><td> </td><td> </td></tr> <tr><td> </td><td> </td><td> </td><td> </td><td> </td></tr> <tr><td> </td><td> </td><td> </td><td> </td><td> </td></tr> <tr><td> </td><td> </td><td> </td><td> </td><td> </td></tr> <tr><td> </td><td> </td><td> </td><td> </td><td> </td></tr> </tbody> </table> <p>MAT'L: 0.125" ALUMINUM</p>	SYMBOL	X	Y	WID	HT																										<p>DESIGN BY: TRT PROJECT ID: U-5813</p> <p>CHECKED BY: ADK DIV: 08</p> <p>DATE: Sept 2021</p>
SYMBOL	X	Y	WID	HT																												

BORDER R=3" TH=2"

Spacing Factor is 1 unless specified otherwise

LETTER POSITIONS

Letter spacings are to start of next letter

Series/Size	Text Length
E 2000	41
E 2000	83.4

<p>SIGN NUMBER: 11B TYPE: A (OVHD) QUANTITY: 1</p> <p>SIGN WIDTH: 17'-0" HEIGHT: 14'-6" TOTAL AREA: 246.5 Sq.Ft.</p> <p>BORDER TYPE: FLUSH RECESS: 0" WIDTH: 2" RADII: 12"</p> <p>NO. Z BARS: 5 LENGTH: 196.0</p>	<p>BACKG COLOR: Green COPY COLOR: White</p> <table border="1"> <thead> <tr> <th>SYMBOL</th> <th>X</th> <th>Y</th> <th>WID</th> <th>HT</th> </tr> </thead> <tbody> <tr><td>M1_4</td><td>49.4</td><td>99.9</td><td>36</td><td>36</td></tr> <tr><td>M1-5-2-36-15C</td><td>118.6</td><td>99.9</td><td>36</td><td>36</td></tr> </tbody> </table> <p>MAT'L: 0.125" ALUMINUM</p>	SYMBOL	X	Y	WID	HT	M1_4	49.4	99.9	36	36	M1-5-2-36-15C	118.6	99.9	36	36	<p>DESIGN BY: TRT PROJECT ID: U-5813</p> <p>CHECKED BY: ADK DIV: 08</p> <p>DATE: Sept 2021</p>
SYMBOL	X	Y	WID	HT													
M1_4	49.4	99.9	36	36													
M1-5-2-36-15C	118.6	99.9	36	36													

BORDER R=12" TH=2"

Spacing Factor is 1 unless specified otherwise

LETTER POSITIONS

Letter spacings are to start of next letter

Series/Size	Text Length
D 2000	72.6
EM 2000	171.7
EM 2000	104.2
E 2000	91.6

<p>SIGN NUMBER: 12B TYPE: A (OVHD) QUANTITY: 1</p> <p>SIGN WIDTH: 13'-0" HEIGHT: 12'-0" TOTAL AREA: 156.0 Sq.Ft.</p> <p>BORDER TYPE: FLUSH RECESS: 0" WIDTH: 2" RADII: 12"</p> <p>NO. Z BARS: 3 LENGTH: 148.0</p>	<p>BACKG COLOR: Green COPY COLOR: White</p> <table border="1"> <thead> <tr> <th>SYMBOL</th> <th>X</th> <th>Y</th> <th>WID</th> <th>HT</th> </tr> </thead> <tbody> <tr><td>M1_4</td><td>37.3</td><td>70.9</td><td>36</td><td>36</td></tr> </tbody> </table> <p>MAT'L: 0.125" ALUMINUM</p>	SYMBOL	X	Y	WID	HT	M1_4	37.3	70.9	36	36	<p>DESIGN BY: TRT PROJECT ID: U-5813</p> <p>CHECKED BY: ADK DIV: 08</p> <p>DATE: Sept 2021</p>
SYMBOL	X	Y	WID	HT								
M1_4	37.3	70.9	36	36								

BORDER R=12" TH=2"

Spacing Factor is 1 unless specified otherwise

LETTER POSITIONS

Letter spacings are to start of next letter

Series/Size	Text Length
D 2000	72.6
E 2000	48.8
EM 2000	104.2
E 2000	70.1

<p>SIGN NUMBER: 13B TYPE: A (OVHD) QUANTITY: 1</p> <p>SIGN WIDTH: 21'-0" HEIGHT: 14'-6" TOTAL AREA: 304.5 Sq.Ft.</p> <p>BORDER TYPE: FLUSH RECESS: 0" WIDTH: 2" RADII: 12"</p> <p>NO. Z BARS: 5 LENGTH: 244.0</p>	<p>BACKG COLOR: Green COPY COLOR: White</p> <table border="1"> <thead> <tr> <th>SYMBOL</th> <th>X</th> <th>Y</th> <th>WID</th> <th>HT</th> </tr> </thead> <tbody> <tr><td>M1_4</td><td>51.6</td><td>72.7</td><td>36</td><td>36</td></tr> <tr><td>M1-5-2-36-15C</td><td>120.9</td><td>72.7</td><td>36</td><td>36</td></tr> <tr><td>TYPE A ARROW</td><td>206.1</td><td>25</td><td>22.4</td><td>35.3</td></tr> </tbody> </table> <p>MAT'L: 0.125" ALUMINUM</p>	SYMBOL	X	Y	WID	HT	M1_4	51.6	72.7	36	36	M1-5-2-36-15C	120.9	72.7	36	36	TYPE A ARROW	206.1	25	22.4	35.3	<p>DESIGN BY: TRT PROJECT ID: U-5813</p> <p>CHECKED BY: ADK DIV: 08</p> <p>DATE: Sept 2021</p>
SYMBOL	X	Y	WID	HT																		
M1_4	51.6	72.7	36	36																		
M1-5-2-36-15C	120.9	72.7	36	36																		
TYPE A ARROW	206.1	25	22.4	35.3																		

BORDER R=12" TH=2"

Spacing Factor is 1 unless specified otherwise


LETTER POSITIONS

Letter spacings are to start of next letter

Series/Size	Text Length
E 2000	46.4
D 2000	72.6
EM 2000	104.2
EM 2000	171.7

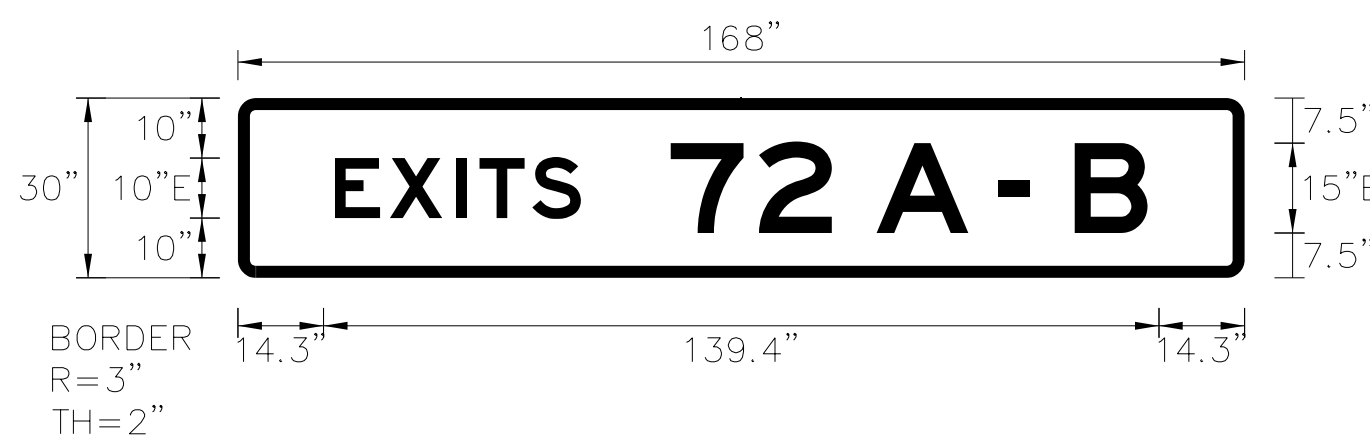
APPROVED *Andrew D. Hinkley*
ESD78F8459E44B...
 DATE: 5/21/2024

SEAL



**DOCUMENT NOT CONSIDERED FINAL
UNLESS ALL SIGNATURES COMPLETED**


SIGN NUMBER: 14A TYPE: A (OVHD) QUANTITY: 1 SIGN WIDTH: 14'-0" HEIGHT: 2'-6" TOTAL AREA: 35.0 Sq.Ft. BORDER TYPE: FLUSH RECESS: 0" WIDTH: 2" RADII: 3" NO. Z BARS: 2 LENGTH: 160.0	BACKG COLOR: Green COPY COLOR: White SYMBOLOGY TABLE: MAT'L: 0.125" ALUMINUM	DESIGN BY: TRT PROJECT ID: U-5813 CHECKED BY: ADK DIV: 08 DATE: Sept 2021
---	---	---



Spacing Factor is 1 unless specified otherwise
Spacing Factor for "EXIT" is 1.2

Letter positions												Series/Size
Letter spacings are to start of next letter												Text Length
E	X	I	T	S								E 2000
16.2	9.2	11.1	3.8	8.8	8.1	110.8						41
	7	2	A	-	B							E 2000
72.2	14.7	12.2	7.5	15.3	5	5.3	7.5	12.2	16.2			79.6

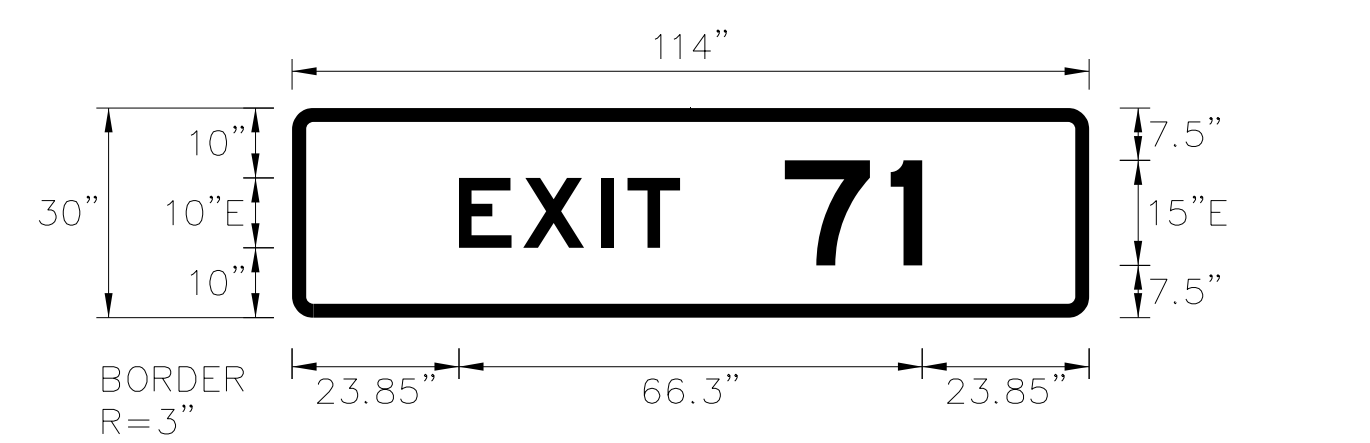
SIGN NUMBER: 14B TYPE: A (OVHD) QUANTITY: 1 SIGN WIDTH: 17'-0" HEIGHT: 14'-6" TOTAL AREA: 246.5 Sq.Ft. BORDER TYPE: FLUSH RECESS: 0" WIDTH: 2" RADII: 12" NO. Z BARS: 5 LENGTH: 196.0	BACKG COLOR: Green COPY COLOR: White SYMBOLOGY TABLE: MAT'L: 0.125" ALUMINUM	DESIGN BY: TRT PROJECT ID: U-5813B CHECKED BY: ADK DIV: 08 DATE: Sept 2021
--	---	--



Spacing Factor is 1 unless specified otherwise

Letter positions												Series/Size		
Letter spacings are to start of next letter												Text Length		
B	U	S	I	N	E	S	S					D 2000		
31.1	10.2	10.2	10.2	4.8	11	8.6	9.4	8.2	100.3			72.6		
	D	i	x	i	e	D	r					EM 2000		
49.9	17.8	8.2	17.8	8.2	10.6	16	17.8	8	49.9			104.2		
	A	l	b	e	m	a	r	l	e	R	d	EM 2000		
16.2	20	9.6	14.1	15.5	22.6	17	11.8	8.2	10.6	16	15.8	10.6	16.2	171.7
	1	M	I	L	E									E 2000
75.7	4.5	15	12	4.4	9.2	7.5	75.7							52.6

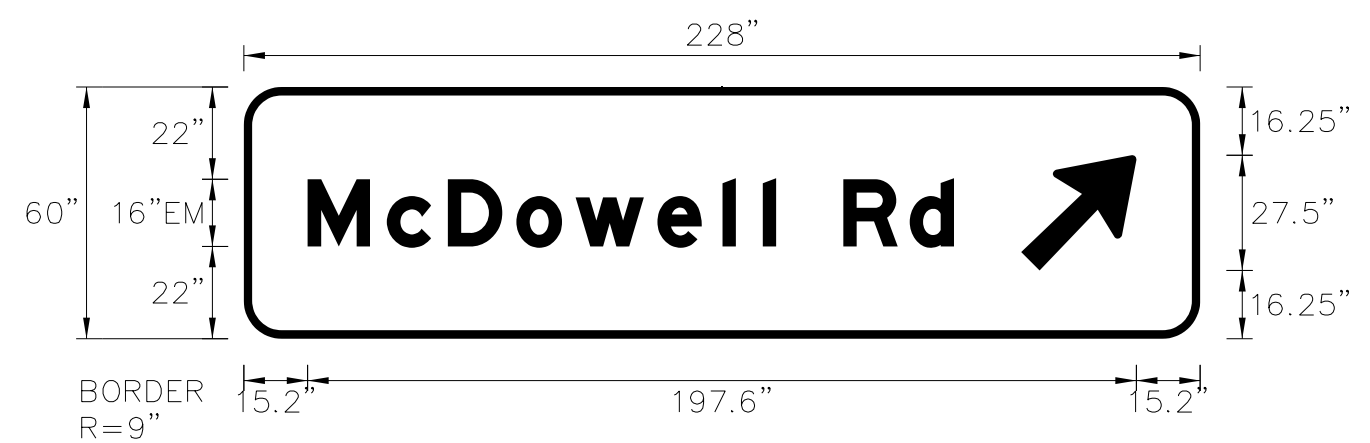
SIGN NUMBER: 15A TYPE: B (OVHD) QUANTITY: 1 SIGN WIDTH: 9'-6" HEIGHT: 2'-6" TOTAL AREA: 23.8 Sq.Ft. BORDER TYPE: FLUSH RECESS: 0" WIDTH: 2" RADII: 3" NO. Z BARS: 2 LENGTH: 106.0	BACKG COLOR: Green COPY COLOR: White SYMBOLOGY TABLE: MAT'L: 0.125" ALUMINUM	DESIGN BY: TRT PROJECT ID: U-5813 CHECKED BY: ADK DIV: 08 DATE: Sept 2021
--	---	---



Spacing Factor is 1 unless specified otherwise
Spacing Factor for "EXIT" is 1.2

Letter positions												Series/Size
Letter spacings are to start of next letter												Text Length
E	X	I	T									E 2000
23.9	9.2	11.1	3.8	7.5	58.5							31.6
	7	1										E 2000
70.5	15.1	4.5	23.9									19.7


SIGN NUMBER: 15B TYPE: A (OVHD) QUANTITY: 1 SIGN WIDTH: 19'-0" HEIGHT: 5'-0" TOTAL AREA: 95.0 Sq.Ft. BORDER TYPE: FLUSH RECESS: 0" WIDTH: 2" RADII: 9" NO. Z BARS: 2 LENGTH: 220.0	BACKG COLOR: Green COPY COLOR: White SYMBOLOGY TABLE: MAT'L: 0.125" ALUMINUM	DESIGN BY: TRT PROJECT ID: U-5813 CHECKED BY: ADK DIV: 08 DATE: Sept 2021
---	---	---



Spacing Factor is 1 unless specified otherwise

Letter positions												Series/Size	
Letter spacings are to start of next letter												Text Length	
M	c	D	o	w	e	l	l	R	d			EM 2000	
15.2	18.9	14.6	16.3	14.1	19.5	15.5	9.6	3.2	16	15.8	10.6	58.7	154.1

APPROVED *Andrew D. Hinkley*
ESD78F8459E44B...
 DATE: 5/21/2024



**DOCUMENT NOT CONSIDERED FINAL
 UNLESS ALL SIGNATURES COMPLETED**

SIGN NUMBER: 101A TYPE: B QUANTITY: 1 SIGN WIDTH: 6'-0" HEIGHT: 2'-6" TOTAL AREA: 15.0 Sq.Ft. BORDER TYPE: RECESSED RECESS: 0.75" WIDTH: 1.25" RADII: 3" NO. Z BARS: 2 LENGTH: 64.0	BACKG COLOR: Yellow COPY COLOR: Black SYMBOLOGY TABLE: <table border="1"> <thead> <tr><th>SYMBOL</th><th>X</th><th>Y</th><th>WID</th><th>HT</th></tr> </thead> <tbody> <tr><td> </td><td> </td><td> </td><td> </td><td> </td></tr> <tr><td> </td><td> </td><td> </td><td> </td><td> </td></tr> <tr><td> </td><td> </td><td> </td><td> </td><td> </td></tr> <tr><td> </td><td> </td><td> </td><td> </td><td> </td></tr> <tr><td> </td><td> </td><td> </td><td> </td><td> </td></tr> <tr><td> </td><td> </td><td> </td><td> </td><td> </td></tr> <tr><td> </td><td> </td><td> </td><td> </td><td> </td></tr> <tr><td> </td><td> </td><td> </td><td> </td><td> </td></tr> <tr><td> </td><td> </td><td> </td><td> </td><td> </td></tr> <tr><td> </td><td> </td><td> </td><td> </td><td> </td></tr> <tr><td> </td><td> </td><td> </td><td> </td><td> </td></tr> </tbody> </table> MAT'L: 0.125" ALUMINUM	SYMBOL	X	Y	WID	HT																																																								DESIGN BY: TRT PROJECT ID: U-5813 CHECKED BY: ADK DIV: 08 DATE: Sept 2021
SYMBOL	X	Y	WID	HT																																																										

BORDER R=3" TH=1.25" IN=0.75"

Spacing Factor is 1.25 unless specified otherwise

LETTER POSITIONS

Letter spacings are to start of next letter

Letter	L	E	F	T	Series/Size	Text Length
L	14.7	11.5	12	10.2	E 2000	42.8

SIGN NUMBER: 101B TYPE: A QUANTITY: 1 SIGN WIDTH: 13'-6" HEIGHT: 10'-6" TOTAL AREA: 141.8 Sq.Ft. BORDER TYPE: FLUSH RECESS: 0" WIDTH: 2" RADII: 12" NO. Z BARS: 3 LENGTH: 154.0	BACKG COLOR: Green COPY COLOR: White SYMBOLOGY TABLE: <table border="1"> <thead> <tr><th>SYMBOL</th><th>X</th><th>Y</th><th>WID</th><th>HT</th></tr> </thead> <tbody> <tr><td>M1_4</td><td>32.3</td><td>72.4</td><td>36</td><td>36</td></tr> </tbody> </table> MAT'L: 0.125" ALUMINUM	SYMBOL	X	Y	WID	HT	M1_4	32.3	72.4	36	36	DESIGN BY: TRT PROJECT ID: U-5813 CHECKED BY: ADK DIV: 08 DATE: Sept 2021
SYMBOL	X	Y	WID	HT								
M1_4	32.3	72.4	36	36								

BORDER R=12" TH=2"

Spacing Factor is 1 unless specified otherwise

LETTER POSITIONS

Letter spacings are to start of next letter

Letter	E	A	S	T	Series/Size	Text Length
E	83.3	11.3	1.5	13.6	E 2000	46.4
S	17.9	9.6	8.2	15.5	EM 2000	125.9
M	46	22	15	12	E 2000	70.1

SIGN NUMBER: 102A,109A TYPE: B QUANTITY: 2 SIGN WIDTH: 11'-0" HEIGHT: 2'-6" TOTAL AREA: 28.8 Sq.Ft. BORDER TYPE: FLUSH RECESS: 0" WIDTH: 2" RADII: 3" NO. Z BARS: 2 LENGTH: 130.0	BACKG COLOR: Green COPY COLOR: White SYMBOLOGY TABLE: <table border="1"> <thead> <tr><th>SYMBOL</th><th>X</th><th>Y</th><th>WID</th><th>HT</th></tr> </thead> <tbody> <tr><td> </td><td> </td><td> </td><td> </td><td> </td></tr> <tr><td> </td><td> </td><td> </td><td> </td><td> </td></tr> <tr><td> </td><td> </td><td> </td><td> </td><td> </td></tr> <tr><td> </td><td> </td><td> </td><td> </td><td> </td></tr> <tr><td> </td><td> </td><td> </td><td> </td><td> </td></tr> <tr><td> </td><td> </td><td> </td><td> </td><td> </td></tr> <tr><td> </td><td> </td><td> </td><td> </td><td> </td></tr> <tr><td> </td><td> </td><td> </td><td> </td><td> </td></tr> <tr><td> </td><td> </td><td> </td><td> </td><td> </td></tr> <tr><td> </td><td> </td><td> </td><td> </td><td> </td></tr> <tr><td> </td><td> </td><td> </td><td> </td><td> </td></tr> </tbody> </table> MAT'L: 0.125" ALUMINUM	SYMBOL	X	Y	WID	HT																																																								DESIGN BY: TRT PROJECT ID: U-5813 CHECKED BY: ADK DIV: 08 DATE: Sept 2021
SYMBOL	X	Y	WID	HT																																																										

BORDER R=3" TH=2"

Spacing Factor is 1 unless specified otherwise
 Spacing Factor for "EXIT" is 1.2

LETTER POSITIONS

Letter spacings are to start of next letter

Letter	E	X	I	T	Series/Size	Text Length
E	20.5	9.2	11.1	3.8	E 2000	31.6
X	7	2			E 2000	
I	67.2	14.7	12.2	11.3	E 2000	50.3

SIGN NUMBER: 102B TYPE: A QUANTITY: 1 SIGN WIDTH: 13'-0" HEIGHT: 13'-0" TOTAL AREA: 169.0 Sq.Ft. BORDER TYPE: FLUSH RECESS: 0" WIDTH: 2" RADII: 12" NO. Z BARS: 4 LENGTH: 148.0	BACKG COLOR: Green COPY COLOR: White SYMBOLOGY TABLE: <table border="1"> <thead> <tr><th>SYMBOL</th><th>X</th><th>Y</th><th>WID</th><th>HT</th></tr> </thead> <tbody> <tr><td>M1_4</td><td>37.3</td><td>79.5</td><td>36</td><td>36</td></tr> <tr><td>Type A Arrow</td><td>64.3</td><td>12</td><td>22.4</td><td>35.3</td></tr> </tbody> </table> MAT'L: 0.125" ALUMINUM	SYMBOL	X	Y	WID	HT	M1_4	37.3	79.5	36	36	Type A Arrow	64.3	12	22.4	35.3	DESIGN BY: TRT PROJECT ID: U-5813 CHECKED BY: ADK DIV: 08 DATE: Sept 2021
SYMBOL	X	Y	WID	HT													
M1_4	37.3	79.5	36	36													
Type A Arrow	64.3	12	22.4	35.3													

BORDER R=12" TH=2"

Spacing Factor is 1 unless specified otherwise

LETTER POSITIONS

Letter spacings are to start of next letter

Letter	B	U	S	I	N	E	S	S	Series/Size	Text Length
B	19	10.2	10.2	10.2	4.8	11	8.6	9.4	D 2000	72.6
U	88.3	15.9	2.2	10.7	11	9	19		E 2000	48.8
I	25.9	17.8	8.2	17.8	8.2	10.6	16	17.8	EM 2000	104.2

SIGN NUMBER: 103A,110A BACKG COLOR: Green
TYPE: B COPY COLOR: White
QUANTITY: 2

SYMBOL	X	Y	WID	HT

SIGN WIDTH: 11'-0"
HEIGHT: 2'-6"
TOTAL AREA: 28.8 Sq.Ft.

BORDER TYPE: FLUSH
RECESS: 0"
WIDTH: 2"
RADII: 3"
MAT'L: 0.125" ALUMINUM

NO. Z BARS: 2
LENGTH: 130.0

DESIGN BY: TRT CHECKED BY: ADK
PROJECT ID: U-5813 DIV: 08 DATE: Sept 2021

Spacing Factor is 1 unless specified otherwise
Spacing Factor for "EXIT" is 1.2

LETTER POSITIONS

Letter spacings are to start of next letter

	E	X	I	T		Series/Size	
	20.9	9.2	11.1	3.8	7.5	85.5	E 2000
							31.6
							E 2000
	67.5	14.7	12.2	7.5	15.3	20.9	49.7

SIGN NUMBER: 103B BACKG COLOR: Green
TYPE: A COPY COLOR: White
QUANTITY: 1

SYMBOL	X	Y	WID	HT
M1_4	34.5	79.5	36	36
M1-5-2-36-15	115.8	79.5	36	36
Type A Arrow	76.3	12	22.4	35.3

SIGN WIDTH: 15'-0"
HEIGHT: 15'-0"
TOTAL AREA: 225.0 Sq.Ft.

BORDER TYPE: FLUSH
RECESS: 0"
WIDTH: 2"
RADII: 12"
MAT'L: 0.125" ALUMINUM

NO. Z BARS: 6
LENGTH: 172.0

DESIGN BY: TRT CHECKED BY: ADK
PROJECT ID: U-5813 DIV: 08 DATE: Sept 2021

Spacing Factor is 1 unless specified otherwise

LETTER POSITIONS

Letter spacings are to start of next letter

	E	A	S	T		Series/Size					
	29.3	11.3	1.5	13.6	11	9	04.3	E 2000			
								46.4			
								D 2000			
	16.2	10.2	10.2	10.2	4.8	11	8.6	9.4	8.2	91.2	72.6
											E 2000
	103.8	12.2	3.1	12.8	11	11	9.7	16.2			59.9
											EM 2000
	37.9	17.8	8.2	17.8	8.2	10.6	16	17.8	8	37.9	104.2

SIGN NUMBER: 104 BACKG COLOR: Green
TYPE: A COPY COLOR: White
QUANTITY: 1

SYMBOL	X	Y	WID	HT
M1_1	29.1	104.5	24	24
M1_1	83.4	104.5	24	24
M1_4	51	55.2	30	24
Type A Arrow	51	10	18.3	30

SIGN WIDTH: 11'-0"
HEIGHT: 13'-0"
TOTAL AREA: 143.0 Sq.Ft.

BORDER TYPE: FLUSH
RECESS: 0"
WIDTH: 2"
RADII: 12"
MAT'L: 0.125" ALUMINUM

NO. Z BARS: 4
LENGTH: 124.0

DESIGN BY: TRT CHECKED BY: ADK
PROJECT ID: U-5813 DIV: 08 DATE: Sept 2021

Spacing Factor is 1 unless specified otherwise

LETTER POSITIONS

Letter spacings are to start of next letter

	S	O	U	T	H		Series/Size					
	21.2	8.1	1.5	8.6	7.8	7.4	6.5	71	E 2000			
									39.8			
									E 2000			
	79.9	7.5	1	9	7.4	6	21.2		30.9			
									E 2000			
	46.1	8.1	1.5	8.6	7.8	7.4	6.5	46.1	39.8			
									EM 2000			
	14.7	10.6	9.6	10.4	10.4	6.4	10.4	11.3	10.4	11.8	14.7	102.6

SIGN NUMBER: 105 BACKG COLOR: Green
TYPE: A COPY COLOR: White
QUANTITY: 1

SYMBOL	X	Y	WID	HT
M1_1	23.1	104.5	24	24
M1_1	77.4	104.5	24	24
M1_4	45	55.2	30	24
Type A Arrow	45	10	18.3	30

SIGN WIDTH: 10'-0"
HEIGHT: 13'-0"
TOTAL AREA: 130.0 Sq.Ft.

BORDER TYPE: FLUSH
RECESS: 0"
WIDTH: 2"
RADII: 12"
MAT'L: 0.125" ALUMINUM

NO. Z BARS: 4
LENGTH: 112.0

DESIGN BY: TRT CHECKED BY: ADK
PROJECT ID: U-5813 DIV: 08 DATE: Sept 2021

Spacing Factor is 1 unless specified otherwise


LETTER POSITIONS

Letter spacings are to start of next letter

	N	O	R	T	H		Series/Size					
	15.1	8.1	2.1	8.6	7.4	7.4	6.5	64.9	E 2000			
									40			
									E 2000			
	73.1	10.6	1.4	7.1	7.4	6	14.4		32.5			
									E 2000			
	40	8.1	2.1	8.6	7.4	7.4	6.5	40	40			
									EM 2000			
	13.4	11.8	6.9	9.4	10.3	10.3	9.4	10.6	6.9	7.3	13.4	93.1

APPROVED *Andrew D. Klink*
ESD78F8459E44B...
 DATE: 5/21/2024

SEAL



**DOCUMENT NOT CONSIDERED FINAL
UNLESS ALL SIGNATURES COMPLETED**

SIGN NUMBER: 106
 TYPE: A
 QUANTITY: 1

BACKG COLOR: Green
 COPY COLOR: White

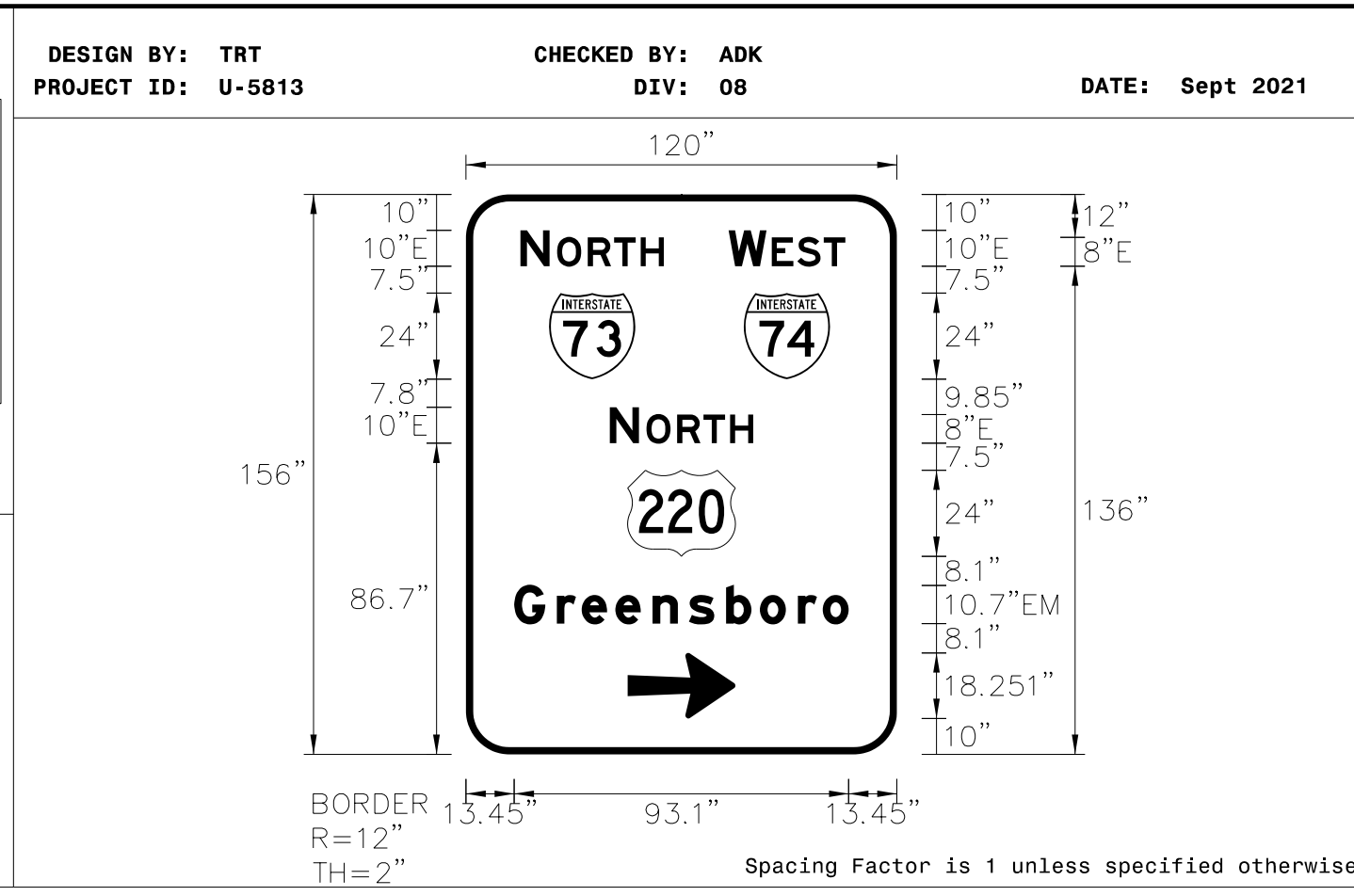
SYMBOL	X	Y	WID	HT
M1_1	23.1	104.5	24	24
M1_1	77.4	104.5	24	24
M1_4	45	55.2	30	24
Type A Arrow	45	10	18.3	30

SIGN WIDTH: 10'-0"
 HEIGHT: 13'-0"
 TOTAL AREA: 130.0 Sq.Ft.

BORDER TYPE: FLUSH
 RECESS: 0"
 WIDTH: 2"
 RADII: 12"

NO. Z BARS: 4
 LENGTH: 112.0

MAT'L: 0.125" ALUMINUM



NOTES:

- Legend and border shall be direct applied Grade C reflective sheeting.
- Arrow and shields shall be Grade C reflective sheeting on 0.032" aluminum and demountable.
- Background shall be Grade C reflective sheeting.

LETTER POSITIONS

Letter spacings are to start of next letter

Letter	N	O	R	T	H	Series/Size	Text Length
N	15.1	8.1	2.1	8.6	7.4	6.5	64.9
W	7.3	10.6	1.4	7.1	7.4	6	14.4
N	40	8.1	2.1	8.6	7.4	6.5	40
G	13.4	11.8	6.9	9.4	10.3	10.3	9.4

SIGN NUMBER: 107
 TYPE: A
 QUANTITY: 1

BACKG COLOR: Green
 COPY COLOR: White

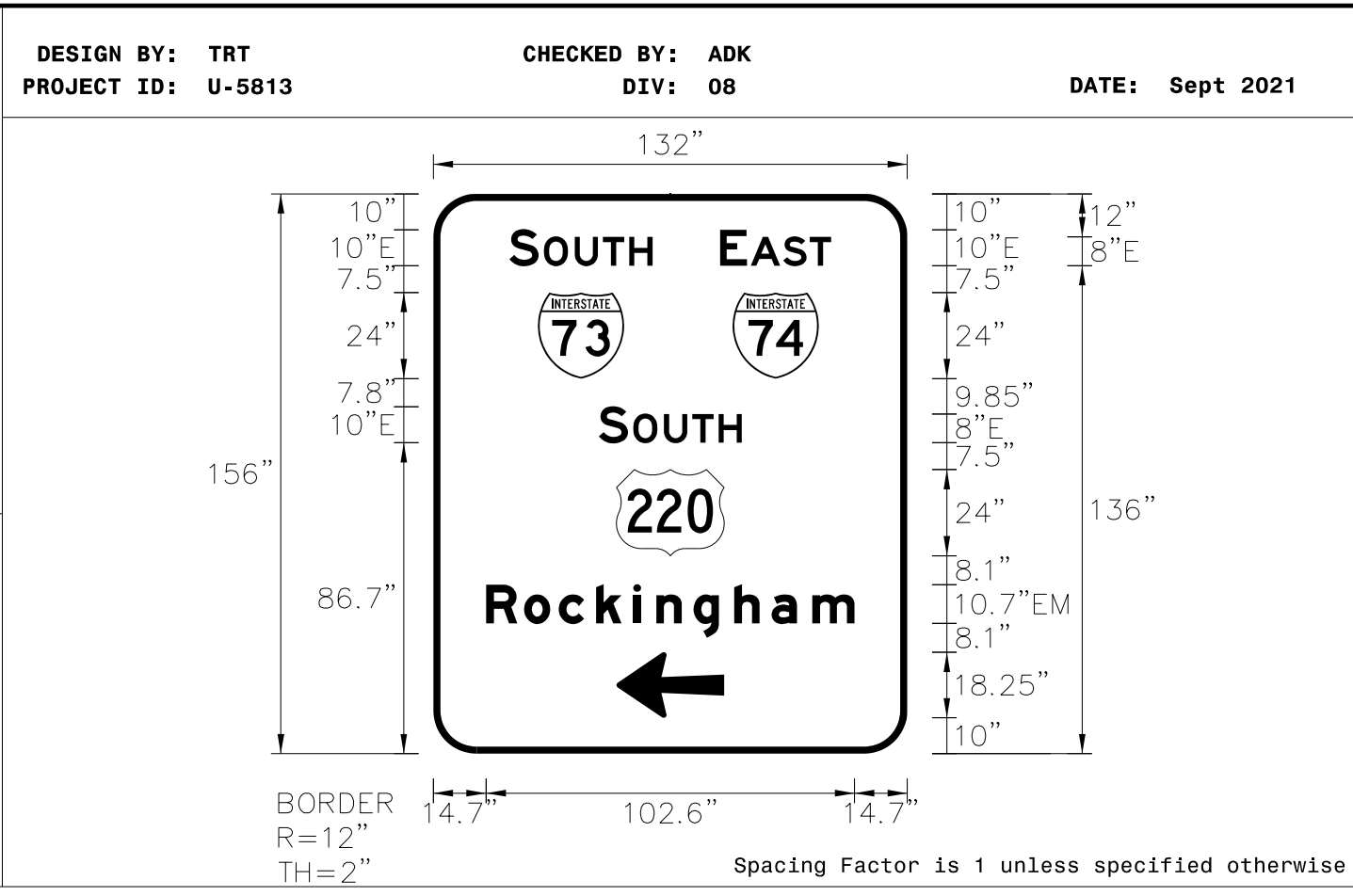
SYMBOL	X	Y	WID	HT
M1_1	29.1	104.5	24	24
M1_1	83.4	104.5	24	24
M1_4	51	55.2	30	24
Type A Arrow	51	10	18.3	30

SIGN WIDTH: 11'-0"
 HEIGHT: 13'-0"
 TOTAL AREA: 143.0 Sq.Ft.

BORDER TYPE: FLUSH
 RECESS: 0"
 WIDTH: 2"
 RADII: 12"

NO. Z BARS: 4
 LENGTH: 124.0

MAT'L: 0.125" ALUMINUM



NOTES:

- Legend and border shall be direct applied Grade C reflective sheeting.
- Arrow and shields shall be Grade C reflective sheeting on 0.032" aluminum and demountable.
- Background shall be Grade C reflective sheeting.

LETTER POSITIONS

Letter spacings are to start of next letter

Letter	S	O	U	T	H	Series/Size	Text Length
S	21.2	8.1	1.5	8.6	7.8	6.5	71
E	79.9	7.5	1	9	7.4	6	21.2
S	46.1	8.1	1.5	8.6	7.8	6.5	46.1
R	14.7	10.6	9.6	10.4	10.4	11.3	10.4

SIGN NUMBER: 108
 TYPE: A
 QUANTITY: 1

BACKG COLOR: Green
 COPY COLOR: White

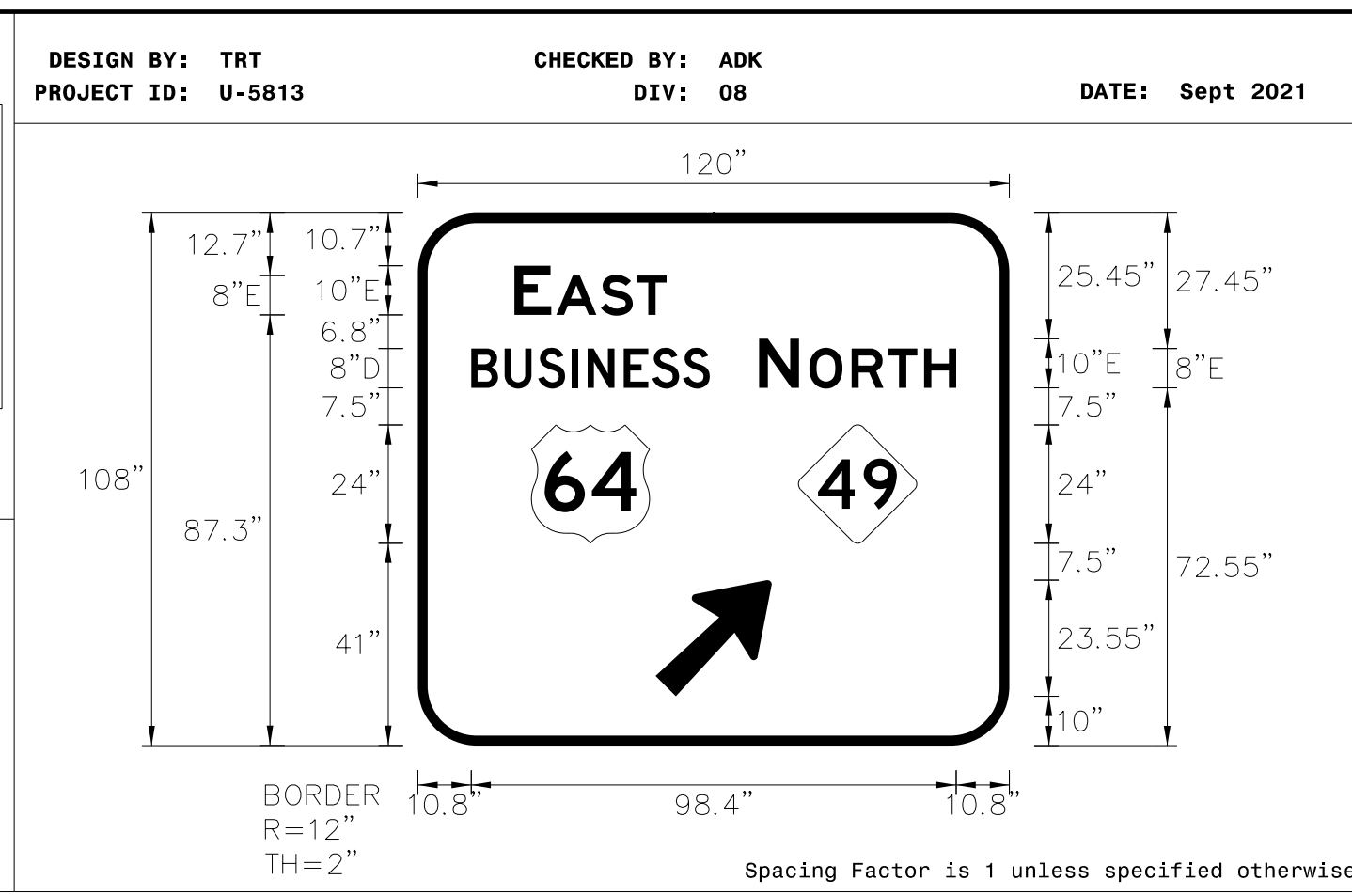
SYMBOL	X	Y	WID	HT
M1_4	23	41.1	24	24
NC242	77.2	41.1	24	24
Type A Arrow	48.2	10	18.3	30

SIGN WIDTH: 10'-0"
 HEIGHT: 9'-0"
 TOTAL AREA: 90.0 Sq.Ft.

BORDER TYPE: FLUSH
 RECESS: 0"
 WIDTH: 2"
 RADII: 12"

NO. Z BARS: 3
 LENGTH: 112.0

MAT'L: 0.125" ALUMINUM



NOTES:

- Legend and border shall be direct applied Grade C reflective sheeting.
- Arrow and shields shall be Grade C reflective sheeting on 0.032" aluminum and demountable.
- Background shall be Grade C reflective sheeting.

LETTER POSITIONS

Letter spacings are to start of next letter

Letter	E	A	S	T	Series/Size	Text Length	
E	19.6	7.5	1	9	7.4	6	69.5
B	10.8	6.8	6.8	6.8	3.2	7.4	5.8
N	69.2	8.1	2.1	8.6	7.4	6.5	10.8

SIGN NUMBER: 109B
 TYPE: A
 QUANTITY: 1

BACKG COLOR: Green
 COPY COLOR: White

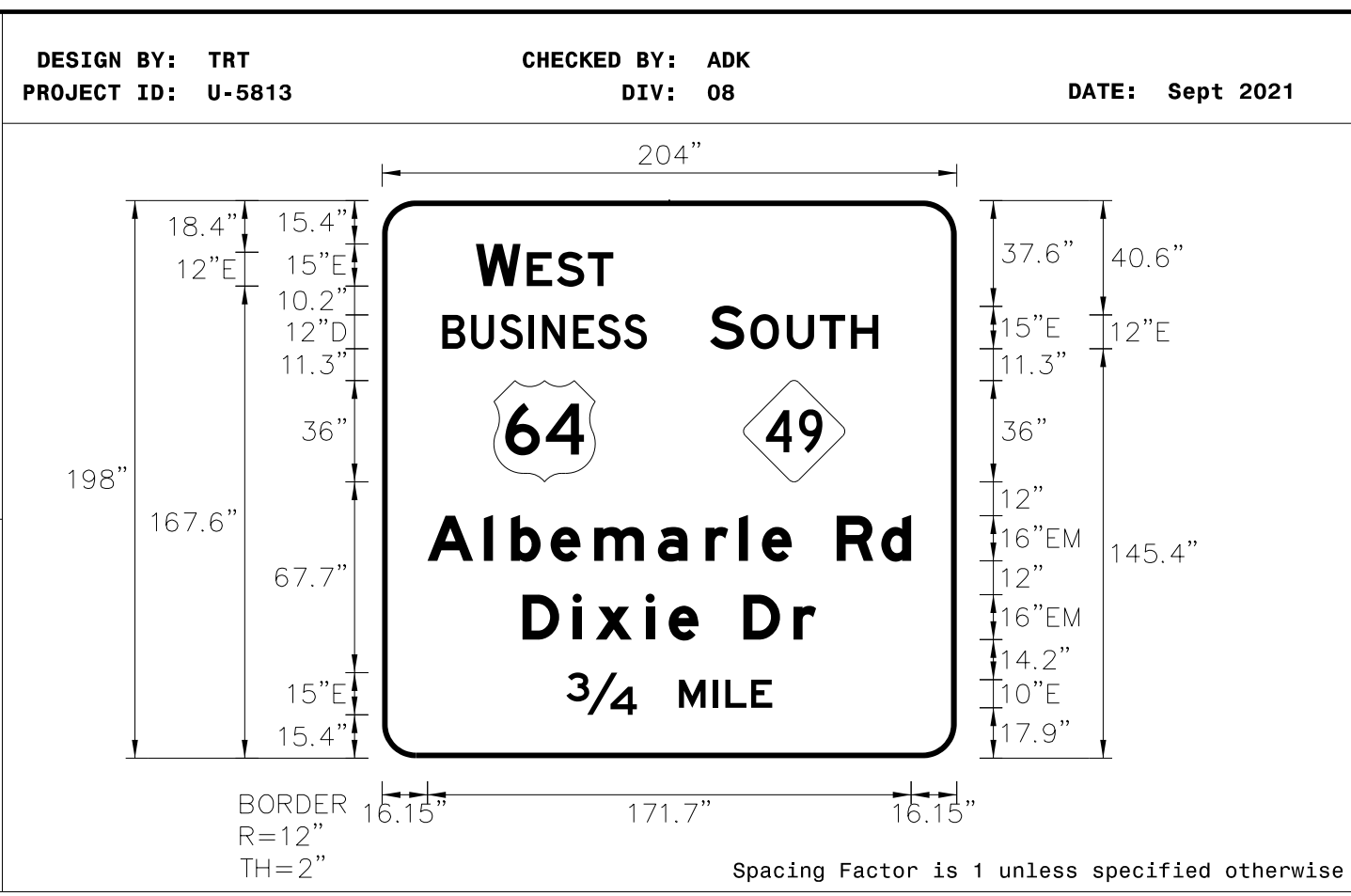
SYMBOL	X	Y	WID	HT
M1_4	39.7	98.1	36	36
M1-5-2-36-15C	128.3	98.1	36	36

SIGN WIDTH: 17'-0"
 HEIGHT: 16'-6"
 TOTAL AREA: 280.5 Sq.Ft.

BORDER TYPE: FLUSH
 RECESS: 0"
 WIDTH: 2"
 RADII: 12"

NO. Z BARS: 6
 LENGTH: 196.0

MAT'L: 0.125" ALUMINUM




NOTES:

- Legend and border shall be direct applied Grade C reflective sheeting.
- Shields shall be Grade C reflective sheeting on 0.032" aluminum and demountable.
- Background shall be Grade C reflective sheeting.
- Proposed support spacing is 7.50'

LETTER POSITIONS

Letter spacings are to start of next letter

Letter	W	E	S	T	Series/Size	Text Length	
W	33.3	15.9	2.2	10.7	11	9	21.9
B	21.4	10.2	10.2	4.8	11	8.6	9.4
S	116.4	12.2	2.2	12.8	11.8	11	9.7
A	16.2	20	9.6	14.1	15.5	22.6	17
D	49.9	17.8	8.2	17.8	8.2	10.6	16
3/4	65.5	25	15	12	4.4	9.2	7.5



**DOCUMENT NOT CONSIDERED FINAL
UNLESS ALL SIGNATURES COMPLETED**

SIGN NUMBER: 110B TYPE: A QUANTITY: 1 SIGN WIDTH: 17'-0" HEIGHT: 16'-6" TOTAL AREA: 280.5 Sq.Ft. BORDER TYPE: FLUSH RECESS: 0" WIDTH: 2" RADII: 12" NO. Z BARS: 6 LENGTH: 196.0	BACKG COLOR: Green COPY COLOR: White <table border="1"> <thead> <tr> <th>SYMBOL</th> <th>X</th> <th>Y</th> <th>WID</th> <th>HT</th> </tr> </thead> <tbody> <tr> <td>M1_4</td> <td>49.4</td> <td>98.1</td> <td>36</td> <td>36</td> </tr> <tr> <td>M1-5-2-36-15</td> <td>118.6</td> <td>98.1</td> <td>36</td> <td>36</td> </tr> </tbody> </table> MAT'L: 0.125" ALUMINUM	SYMBOL	X	Y	WID	HT	M1_4	49.4	98.1	36	36	M1-5-2-36-15	118.6	98.1	36	36	DESIGN BY: TRT PROJECT ID: U-5813 CHECKED BY: ADK DIV: 08 DATE: Sept 2021
SYMBOL	X	Y	WID	HT													
M1_4	49.4	98.1	36	36													
M1-5-2-36-15	118.6	98.1	36	36													

Spacing Factor is 1 unless specified otherwise

LETTER POSITIONS

Letter spacings are to start of next letter

Letter	E	A	S	T	Series/Size	Text Length
E	44.2	11.3	1.5	13.6	E 2000	46.4
A	31.1	10.2	10.2	10.2	D 2000	72.6
S	49.9	17.8	8.2	17.8	EM 2000	104.2
T	16.2	20	9.6	14.1	EM 2000	171.7
1/2	67	22	15	12	E 2000	70.1

SIGN NUMBER: 111 TYPE: B QUANTITY: 1 SIGN WIDTH: 7'-6" HEIGHT: 4'-0" TOTAL AREA: 30.0 Sq.Ft. BORDER TYPE: FLUSH RECESS: 0" WIDTH: 0.75" RADII: 6" NO. Z BARS: 2 LENGTH: 82.0	BACKG COLOR: Blue COPY COLOR: White <table border="1"> <thead> <tr> <th>SYMBOL</th> <th>X</th> <th>Y</th> <th>WID</th> <th>HT</th> </tr> </thead> <tbody> <tr> <td>24x18_24x7</td> <td>6</td> <td>4</td> <td>24</td> <td>25.5</td> </tr> <tr> <td>24x18_24x7</td> <td>33</td> <td>4</td> <td>24</td> <td>25.5</td> </tr> <tr> <td>24x18_24x7</td> <td>60</td> <td>4</td> <td>24</td> <td>25.5</td> </tr> </tbody> </table> MAT'L: 0.125" ALUMINUM	SYMBOL	X	Y	WID	HT	24x18_24x7	6	4	24	25.5	24x18_24x7	33	4	24	25.5	24x18_24x7	60	4	24	25.5	DESIGN BY: EET PROJECT ID: U-5813 CHECKED BY: ADK DIV: 08 DATE: NOV 2021
SYMBOL	X	Y	WID	HT																		
24x18_24x7	6	4	24	25.5																		
24x18_24x7	33	4	24	25.5																		
24x18_24x7	60	4	24	25.5																		

Spacing Factor is 1 unless specified otherwise

LETTER POSITIONS

Letter spacings are to start of next letter

Letter	L	O	D	G	I	N	G	Series/Size	Text Length
L	28.7	4.5	5.6	5.3	5.4	2.4	5.4	D 2000	32.6

SIGN NUMBER: 112 TYPE: A QUANTITY: 1 SIGN WIDTH: 7'-0" HEIGHT: 4'-6" TOTAL AREA: 31.5 Sq.Ft. BORDER TYPE: FLUSH RECESS: 0" WIDTH: 1" RADII: 3" NO. Z BARS: 2 LENGTH: 76.0	BACKG COLOR: Green / Green COPY COLOR: White <table border="1"> <thead> <tr> <th>SYMBOL</th> <th>X</th> <th>Y</th> <th>WID</th> <th>HT</th> </tr> </thead> <tbody> <tr> <td>Type D Arrow</td> <td>8.6</td> <td>30.8</td> <td>8</td> <td>12</td> </tr> <tr> <td>Type D Arrow</td> <td>63.4</td> <td>6.3</td> <td>8</td> <td>12</td> </tr> </tbody> </table> MAT'L: 0.125" ALUMINUM	SYMBOL	X	Y	WID	HT	Type D Arrow	8.6	30.8	8	12	Type D Arrow	63.4	6.3	8	12	DESIGN BY: TRT PROJECT ID: U-5813 CHECKED BY: ADK DIV: 08 DATE: Sept 2021
SYMBOL	X	Y	WID	HT													
Type D Arrow	8.6	30.8	8	12													
Type D Arrow	63.4	6.3	8	12													

Spacing Factor is 1 unless specified otherwise

LETTER POSITIONS

Letter spacings are to start of next letter

Letter	D	i	x	i	e	D	r	Series/Size	Text Length
D	31.2	7	2.1	7	2.6	4.7	8	D 2000	41.5
L	28.6	5.7	5	7	2.9	5.9	5.7	D 2000	46.9
C	8.6	7	5.8	6.1	4	2.6	5.4	D 2000	42.8

SIGN NUMBER: 113 TYPE: B QUANTITY: 1 SIGN WIDTH: 7'-6" HEIGHT: 4'-0" TOTAL AREA: 30.0 Sq.Ft. BORDER TYPE: FLUSH RECESS: 0" WIDTH: 0.75" RADII: 6" NO. Z BARS: 2 LENGTH: 82.0	BACKG COLOR: Blue COPY COLOR: White <table border="1"> <thead> <tr> <th>SYMBOL</th> <th>X</th> <th>Y</th> <th>WID</th> <th>HT</th> </tr> </thead> <tbody> <tr> <td>24x18_24x7</td> <td>6</td> <td>4</td> <td>24</td> <td>25.5</td> </tr> <tr> <td>24x18_24x7</td> <td>33</td> <td>4</td> <td>24</td> <td>25.5</td> </tr> <tr> <td>24x18_24x7</td> <td>60</td> <td>4</td> <td>24</td> <td>25.5</td> </tr> </tbody> </table> MAT'L: 0.125" ALUMINUM	SYMBOL	X	Y	WID	HT	24x18_24x7	6	4	24	25.5	24x18_24x7	33	4	24	25.5	24x18_24x7	60	4	24	25.5	DESIGN BY: EET PROJECT ID: U-5813 CHECKED BY: ADK DIV: 08 DATE: JAN 2022
SYMBOL	X	Y	WID	HT																		
24x18_24x7	6	4	24	25.5																		
24x18_24x7	33	4	24	25.5																		
24x18_24x7	60	4	24	25.5																		


Spacing Factor is 1 unless specified otherwise

LETTER POSITIONS

Letter spacings are to start of next letter

Letter	G	A	S	Series/Size	Text Length
G	37.7	4.9	5.6	D 2000	14.5

APPROVED *Andrew D. Hinkley*
ESD78F8459E44B...
 DATE: 5/21/2024



**DOCUMENT NOT CONSIDERED FINAL
 UNLESS ALL SIGNATURES COMPLETED**

SIGN NUMBER: 201A,204 TYPE: A QUANTITY: 2 SIGN WIDTH: 9'-0" HEIGHT: 5'-0" TOTAL AREA: 45.0 Sq.Ft. BORDER TYPE: FLUSH RECESS: 0" WIDTH: 1.5" RADII: 6" NO. Z BARS: 2 LENGTH: 100.0	BACKG COLOR: Green COPY COLOR: White <table border="1"> <thead> <tr> <th>SYMBOL</th> <th>X</th> <th>Y</th> <th>WID</th> <th>HT</th> </tr> </thead> <tbody> <tr> <td>Type A Arrow</td> <td>79</td> <td>6</td> <td>18.3</td> <td>29.3</td> </tr> </tbody> </table> MAT'L: 0.125" ALUMINUM	SYMBOL	X	Y	WID	HT	Type A Arrow	79	6	18.3	29.3	DESIGN BY: TRT PROJECT ID: U-5813 CHECKED BY: ADK DIV: 08 DATE: Sept 2021
SYMBOL	X	Y	WID	HT								
Type A Arrow	79	6	18.3	29.3								

LETTER POSITIONS

Letter spacings are to start of next letter							Series/Size	Text Length
E	X	I	T				E 2000	44.4
31.8	12.8	15.8	6.8	9	31.8		E 2000	62.6
	7	2	A					
6	17.6	14.6	12	18.4	39.4			

SIGN NUMBER: 201B,202B TYPE: B QUANTITY: 2 SIGN WIDTH: 9'-0" HEIGHT: 2'-0" TOTAL AREA: 18.0 Sq.Ft. BORDER TYPE: RECESSED RECESS: 0.63" WIDTH: 0.88" RADII: 3" NO. Z BARS: 2 LENGTH: 100.0	BACKG COLOR: Yellow COPY COLOR: Black <table border="1"> <thead> <tr> <th>SYMBOL</th> <th>X</th> <th>Y</th> <th>WID</th> <th>HT</th> </tr> </thead> <tbody> <tr> <td></td> <td></td> <td></td> <td></td> <td></td> </tr> </tbody> </table> MAT'L: 0.125" ALUMINUM	SYMBOL	X	Y	WID	HT						DESIGN BY: TRT PROJECT ID: U-5813 CHECKED BY: ADK DIV: 08 DATE: Sept 2021
SYMBOL	X	Y	WID	HT								

LETTER POSITIONS

Letter spacings are to start of next letter							Series/Size	Text Length
2	0	M	P	H			E 2000	56.8
25.6	11.1	10.1	7	11.2	9.3	8.1		

SIGN NUMBER: 202A,203 TYPE: A QUANTITY: 2 SIGN WIDTH: 9'-0" HEIGHT: 5'-0" TOTAL AREA: 45.0 Sq.Ft. BORDER TYPE: FLUSH RECESS: 0" WIDTH: 1.5" RADII: 6" NO. Z BARS: 2 LENGTH: 100.0	BACKG COLOR: Green COPY COLOR: White <table border="1"> <thead> <tr> <th>SYMBOL</th> <th>X</th> <th>Y</th> <th>WID</th> <th>HT</th> </tr> </thead> <tbody> <tr> <td>Type A Arrow</td> <td>79</td> <td>6</td> <td>18.3</td> <td>29.3</td> </tr> </tbody> </table> MAT'L: 0.125" ALUMINUM	SYMBOL	X	Y	WID	HT	Type A Arrow	79	6	18.3	29.3	DESIGN BY: TRT PROJECT ID: U-5813 CHECKED BY: ADK DIV: 08 DATE: Sept 2021
SYMBOL	X	Y	WID	HT								
Type A Arrow	79	6	18.3	29.3								


LETTER POSITIONS

Letter spacings are to start of next letter							Series/Size	Text Length
E	X	I	T				E 2000	44.4
31.8	12.8	15.8	6.8	9	31.8		E 2000	58.8
	7	2	B					
6	17.6	14.6	12	14.6	43.2			

SIGN NUMBER: 301 TYPE: D QUANTITY: 1 SIGN WIDTH: 6'-6" HEIGHT: 3'-6" TOTAL AREA: 22.8 Sq.Ft. BORDER TYPE: FLUSH RECESS: 0" WIDTH: 1" RADII: 3" NO. Z BARS: N/A LENGTH: N/A	BACKG COLOR: Green / Green COPY COLOR: White <table border="1"> <thead> <tr> <th>SYMBOL</th> <th>X</th> <th>Y</th> <th>WID</th> <th>HT</th> </tr> </thead> <tbody> <tr> <td>Type D Arrow</td> <td>8.8</td> <td>25.3</td> <td>8</td> <td>12</td> </tr> <tr> <td>Type D Arrow</td> <td>58.4</td> <td>6.8</td> <td>8</td> <td>12</td> </tr> </tbody> </table> MAT'L: 0.125" ALUMINUM	SYMBOL	X	Y	WID	HT	Type D Arrow	8.8	25.3	8	12	Type D Arrow	58.4	6.8	8	12	DESIGN BY: TRT PROJECT ID: U-5813 CHECKED BY: ADK DIV: 08 DATE: Sept 2021
SYMBOL	X	Y	WID	HT													
Type D Arrow	8.8	25.3	8	12													
Type D Arrow	58.4	6.8	8	12													

LETTER POSITIONS

Letter spacings are to start of next letter										Series/Size	Text Length
A	s	h	e	b	o	r	o			D 2000	44.4
24.8	7.4	4.8	5.9	5.8	6.2	3.7	4.9	8.8		D 2000	42.8
	C	h	a	r	i	o	t	t	e		
7.6	7	5.8	6.1	4	2.6	5.4	3.4	3.8	4.7		

TIP NO. U-5813	SHEET NO. SIGN-4J
APPROVED <i>Andrew D. Hinkley</i> ESD78F8459E44B	
DATE: 5/21/2024	
SEAL 	
DOCUMENT NOT CONSIDERED FINAL UNLESS ALL SIGNATURES COMPLETED	

SIGN NUMBER: 302, 306, 307 BACKG COLOR: Green
TYPE: D COPY COLOR: White
QUANTITY: 3

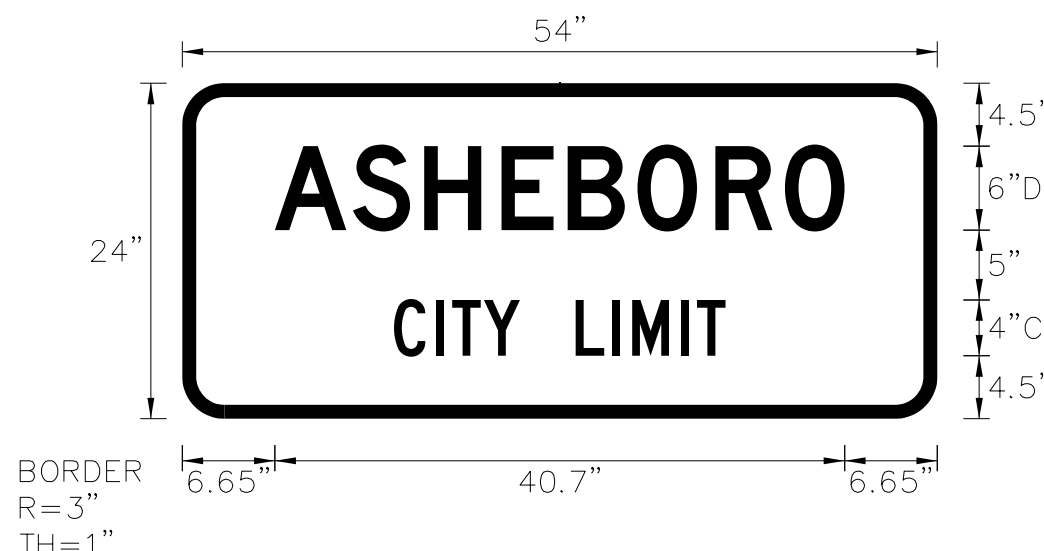
SYMBOL	X	Y	WID	HT

SIGN WIDTH: 4'-6"
HEIGHT: 2'-0"
TOTAL AREA: 9.0 Sq.Ft.

BORDER TYPE: FLUSH
RECESS: 0"
WIDTH: 1"
RADII: 3"
MAT'L: 0.125" ALUMINUM

NO. Z BARS: N/A
LENGTH: N/A

DESIGN BY: TRT
PROJECT ID: U-5813
CHECKED BY: ADK
DIV: 08
DATE: Sept 2021



Spacing Factor is 1 unless specified otherwise

LETTER POSITIONS

Letter spacings are to start of next letter

Series/Size	Text Length
D 2000	40.7
C 2000	23.7

SIGN NUMBER: 303
TYPE: D BACKG COLOR: Green / Green
COPY COLOR: White
QUANTITY: 1

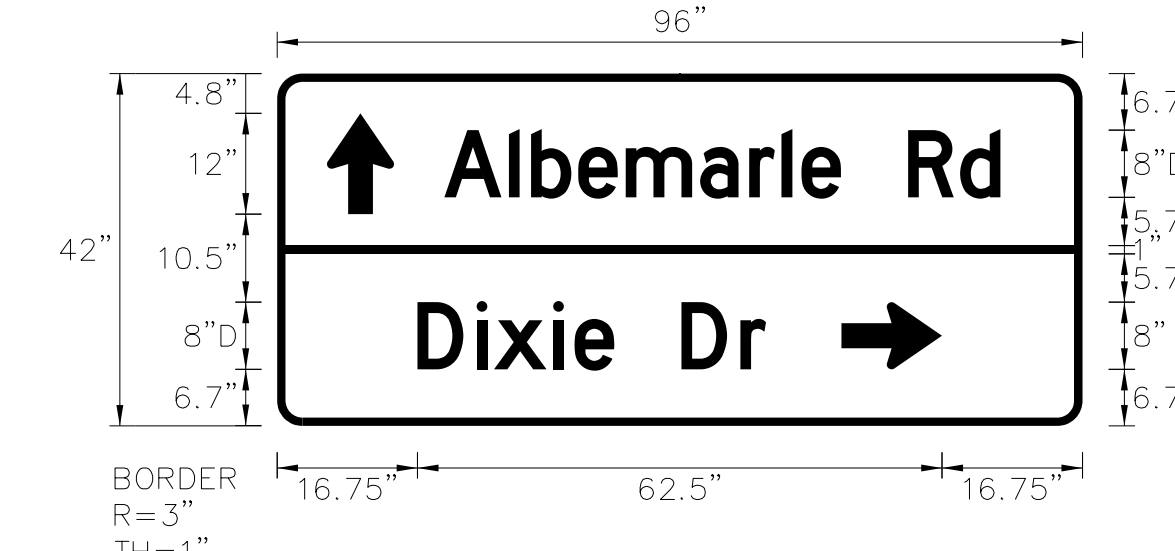
SYMBOL	X	Y	WID	HT
Type D Arrow	5.9	25.3	8	12
Type D Arrow	67.3	6.8	8	12

SIGN WIDTH: 8'-0"
HEIGHT: 3'-6"
TOTAL AREA: 28.0 Sq.Ft.

BORDER TYPE: FLUSH
RECESS: 0"
WIDTH: 1"
RADII: 3"
MAT'L: 0.125" ALUMINUM

NO. Z BARS: N/A
LENGTH: N/A

DESIGN BY: TRT
PROJECT ID: U-5813
CHECKED BY: ADK
DIV: 08
DATE: Sept 2021



Spacing Factor is 1 unless specified otherwise

LETTER POSITIONS

Letter spacings are to start of next letter

Series/Size	Text Length
D 2000	66.3
D 2000	41.5

SIGN NUMBER: 304
TYPE: D BACKG COLOR: Green / Green
COPY COLOR: White
QUANTITY: 1

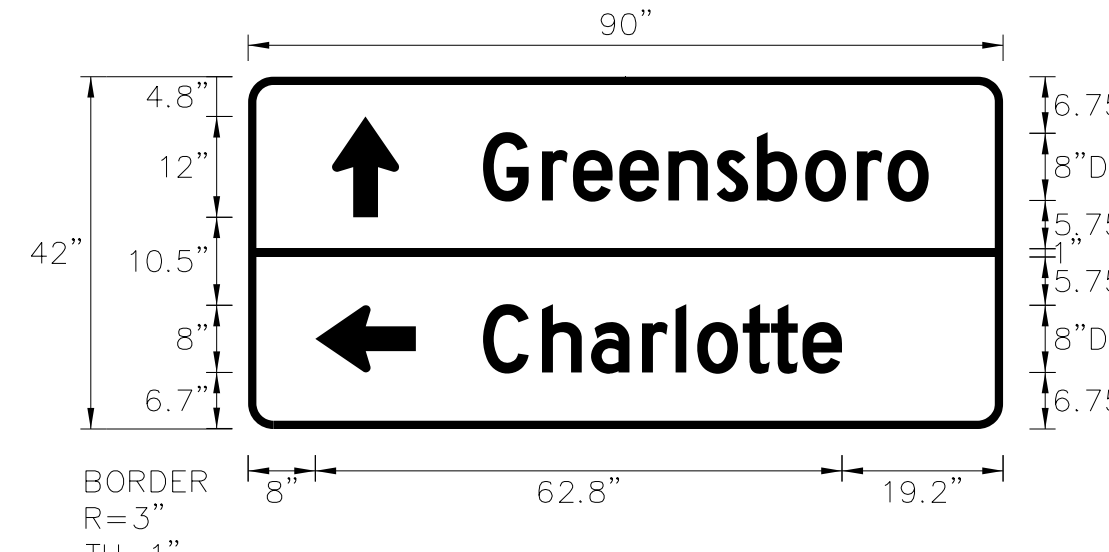
SYMBOL	X	Y	WID	HT
Type D Arrow	10	25.3	8	12
Type D Arrow	8	6.8	8	12

SIGN WIDTH: 7'-6"
HEIGHT: 3'-6"
TOTAL AREA: 26.3 Sq.Ft.

BORDER TYPE: FLUSH
RECESS: 0"
WIDTH: 1"
RADII: 3"
MAT'L: 0.125" ALUMINUM

NO. Z BARS: N/A
LENGTH: N/A

DESIGN BY: TRT
PROJECT ID: U-5813
CHECKED BY: ADK
DIV: 08
DATE: Sept 2021



Spacing Factor is 1 unless specified otherwise

LETTER POSITIONS

Letter spacings are to start of next letter

Series/Size	Text Length
D 2000	53.1
D 2000	42.8

SIGN NUMBER: 305
TYPE: D BACKG COLOR: Green / Green
COPY COLOR: White
QUANTITY: 1

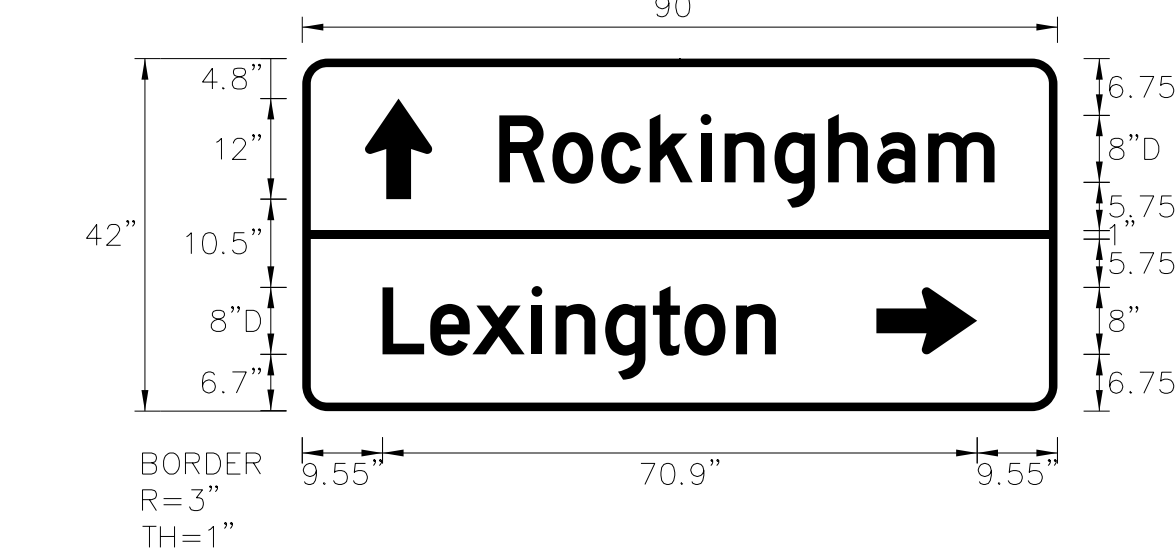
SYMBOL	X	Y	WID	HT
Type D Arrow	7.5	25.3	8	12
Type D Arrow	68.4	6.8	8	12

SIGN WIDTH: 7'-6"
HEIGHT: 3'-6"
TOTAL AREA: 26.3 Sq.Ft.

BORDER TYPE: FLUSH
RECESS: 0"
WIDTH: 1"
RADII: 3"
MAT'L: 0.125" ALUMINUM

NO. Z BARS: N/A
LENGTH: N/A

DESIGN BY: TRT
PROJECT ID: U-5813
CHECKED BY: ADK
DIV: 08
DATE: Sept 2021




Spacing Factor is 1 unless specified otherwise

LETTER POSITIONS

Letter spacings are to start of next letter

Series/Size	Text Length
D 2000	59
D 2000	46.9

SEAL



**DOCUMENT NOT CONSIDERED FINAL
UNLESS ALL SIGNATURES COMPLETED**

SIGN NUMBER: 502	BACKG COLOR: White	DESIGN BY: TRT	CHECKED BY: ADK	DATE: January 2022
TYPE: F	COPY COLOR: Black	PROJECT ID: U-5813	DIV: 08	
QUANTITY: 1				

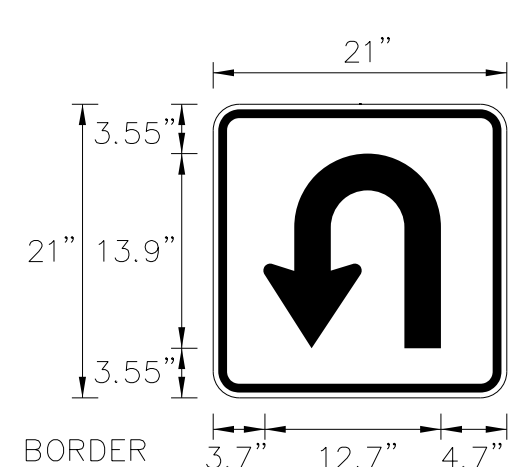
SYMBOL	X	Y	WID	HT

SIGN WIDTH: 1'-9"
 HEIGHT: 1'-9"
 TOTAL AREA: 31.2 Sq.Ft.

BORDER TYPE: RECESSED
 RECESS: 0.38"
 WIDTH: 0.63"
 RADII: 1.5"

NO. Z BARS: N/A
 LENGTH: N/A

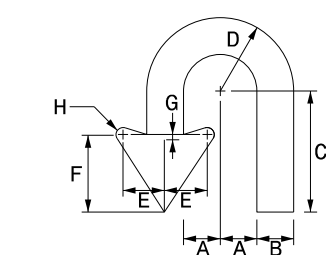
MAT'L: 0.063" ALUMINUM



BORDER
 R=1.5"
 TH=0.63"
 IN=0.38"

NOTES:
 1. Legend and border shall be silk-screened or reverse silk-screened opaque black ink.
 2. Background shall be Grade C reflective sheeting.

U-Turn Arrow Details



ARROW DIMENSIONS (INCHES)	A	B	C	D	E	F	G	H
	2.625	2.625	8.659	5.25	3	5.25	0.375	0.5

SIGN NUMBER: 601	BACKG COLOR: Blue	DESIGN BY: TRT	CHECKED BY: ADK	DATE: Sept 2021
TYPE: OVERLAY	COPY COLOR: White	PROJECT ID: U-5813	DIV: 08	
QUANTITY: 1				


SYMBOL	X	Y	WID	HT
Type D Arrow	0.5	0.3	6	6.5

SIGN WIDTH: 2'-0"
 HEIGHT: 0'-7"
 TOTAL AREA: 1.2 Sq.Ft.

BORDER TYPE: N/A
 RECESS: N/A
 WIDTH: N/A
 RADII: N/A

NO. Z BARS: N/A
 LENGTH: N/A

MAT'L: 0.063" ALUMINUM



NOTES:
 1. Legend shall be direct applied Grade C reflective sheeting.
 2. Background shall be Grade C reflective sheeting.
 3. See Sign 111 on SIGN-4H for placement details.

Spacing Factor is 1 unless specified otherwise

LETTER POSITIONS

Letter spacings are to start of next letter

Series/Size	Text Length
C 2000	9.1

SIGN NUMBER: 602	BACKG COLOR: Blue	DESIGN BY: TRT	CHECKED BY: ADK	DATE: Sept 2021
TYPE: OVERLAY	COPY COLOR: White	PROJECT ID: U-5813	DIV: 08	
QUANTITY: 1				

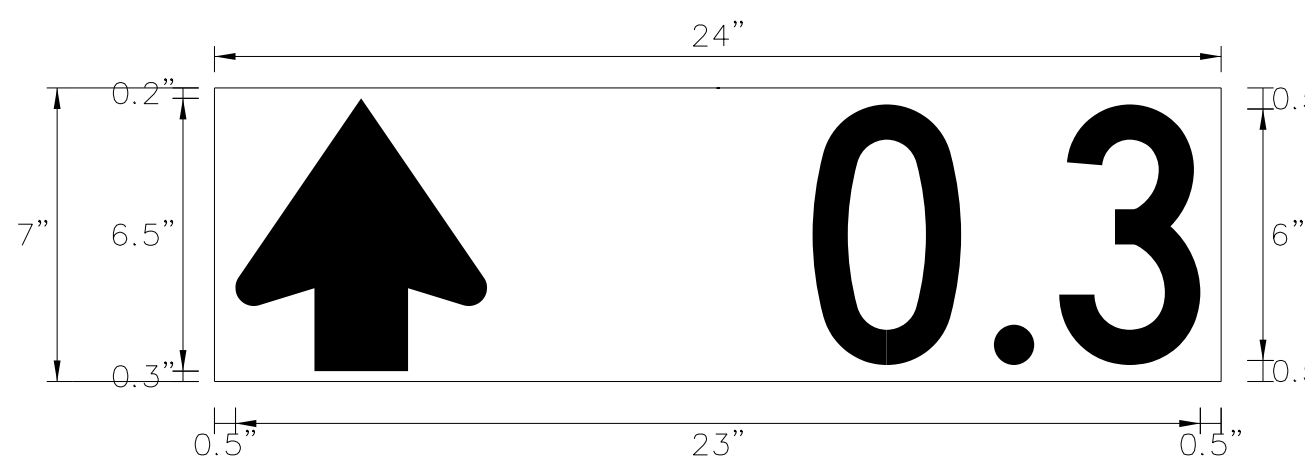
SYMBOL	X	Y	WID	HT
Type D Arrow	0.5	0.3	6	6.5

SIGN WIDTH: 2'-0"
 HEIGHT: 0'-7"
 TOTAL AREA: 1.2 Sq.Ft.

BORDER TYPE: N/A
 RECESS: N/A
 WIDTH: N/A
 RADII: N/A

NO. Z BARS: N/A
 LENGTH: N/A

MAT'L: 0.063" ALUMINUM



NOTES:
 1. Legend shall be direct applied Grade C reflective sheeting.
 2. Background shall be Grade C reflective sheeting.
 3. See Sign 111 on SIGN-4H for placement details.

Spacing Factor is 1 unless specified otherwise

LETTER POSITIONS

Letter spacings are to start of next letter

Series/Size	Text Length
C 2000	9.3

SIGN NUMBER: 603	BACKG COLOR: Blue	DESIGN BY: TRT	CHECKED BY: ADK	DATE: Sept 2021
TYPE: OVERLAY	COPY COLOR: White	PROJECT ID: U-5813	DIV: 08	
QUANTITY: 1				

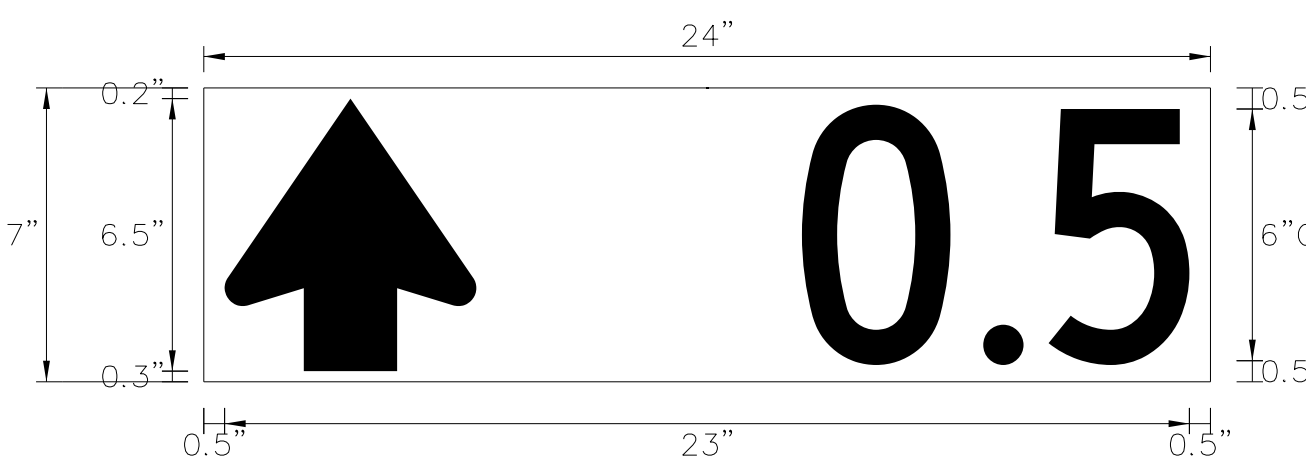
SYMBOL	X	Y	WID	HT
Type D Arrow	0.5	0.3	6	6.5

SIGN WIDTH: 2'-0"
 HEIGHT: 0'-7"
 TOTAL AREA: 1.2 Sq.Ft.

BORDER TYPE: N/A
 RECESS: N/A
 WIDTH: N/A
 RADII: N/A

NO. Z BARS: N/A
 LENGTH: N/A

MAT'L: 0.063" ALUMINUM



NOTES:
 1. Legend shall be direct applied Grade C reflective sheeting.
 2. Background shall be Grade C reflective sheeting.
 3. See Sign 113 on SIGN-4H for placement details.


Spacing Factor is 1 unless specified otherwise

LETTER POSITIONS

Letter spacings are to start of next letter

Series/Size	Text Length
C 2000	9.2

APPROVED *Andrew D. Hinkley*
ESD/78F8459E44B...
 DATE: 5/21/2024



**DOCUMENT NOT CONSIDERED FINAL
UNLESS ALL SIGNATURES COMPLETED**

SIGN NUMBER: 604 TYPE: OVERLAY QUANTITY: 1 SIGN WIDTH: 2'-0" HEIGHT: 0'-7" TOTAL AREA: 1.2 Sq.Ft. BORDER TYPE: N/A RECESS: N/A WIDTH: N/A RADIUS: N/A NO. Z BARS: N/A LENGTH: N/A	BACKG COLOR: Blue COPY COLOR: White SYMBOL: Type D Arrow X: 14.5 Y: 0.5 WID: 6 HT: 9 MAT'L: 0.063" ALUMINUM	DESIGN BY: TRT PROJECT ID: U-5813 CHECKED BY: ADK DIV: 08 DATE: January 2022	<p style="text-align: right; font-size: small;">Spacing Factor is 1 unless specified otherwise</p>
--	---	--	--



















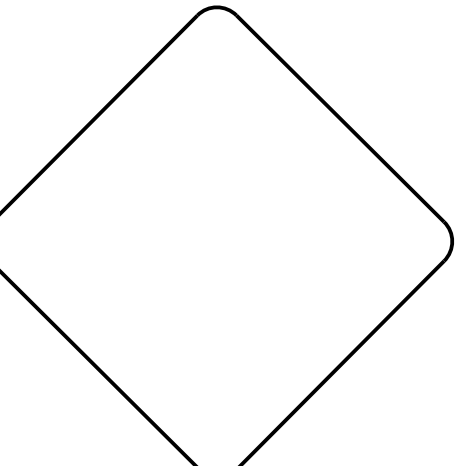






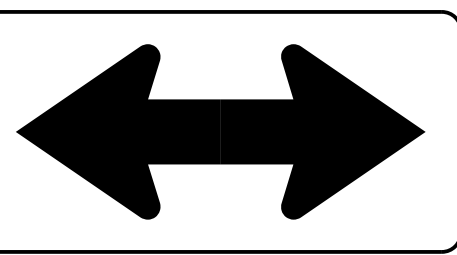
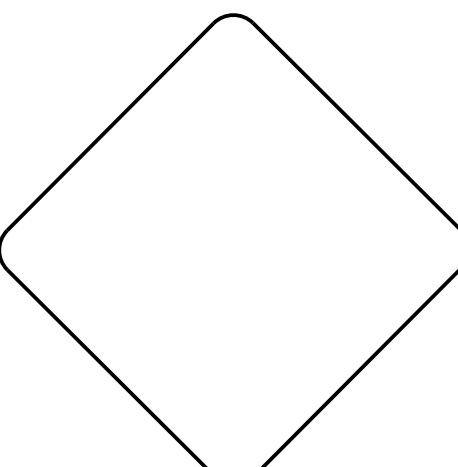



Letter positions													Series/Size
Letter spacings are to start of next letter													Text Length
<i>(Grid for letter positions)</i>													


SIGN NUMBER: 701 TYPE: A QUANTITY: 1 SIGN WIDTH: 13'-0" HEIGHT: 8'-6" TOTAL AREA: 110.5 Sq.Ft. BORDER TYPE: FLUSH RECESS: 0" WIDTH: 2" RADIUS: 12" NO. Z BARS: 3 LENGTH: 148.0	BACKG COLOR: Green COPY COLOR: White SYMBOL: [Empty Grid] MAT'L: 0.125" ALUMINUM	DESIGN BY: TRT PROJECT ID: U-5813 CHECKED BY: ADK DIV: 08 DATE: Sept 2021	<p style="text-align: right; font-size: small;">Spacing Factor is 1 unless specified otherwise</p>
---	---	---	--


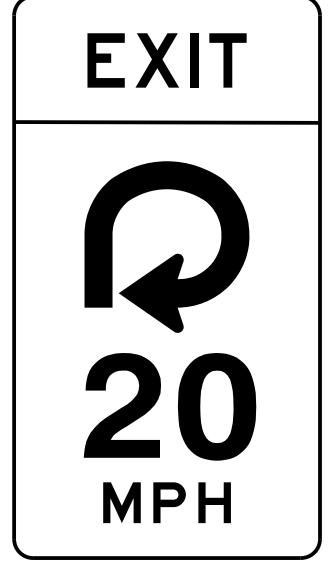











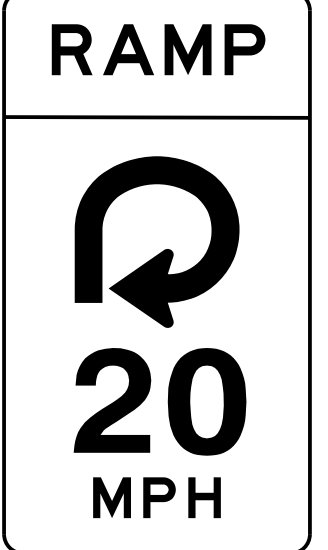



Letter positions													Series/Size
Letter spacings are to start of next letter													Text Length
<i>(Grid for letter positions)</i>													


SIGN NUMBER: 702 TYPE: A QUANTITY: 1 SIGN WIDTH: 13'-6" HEIGHT: 2'-6" TOTAL AREA: 33.8 Sq.Ft. BORDER TYPE: FLUSH RECESS: 0" WIDTH: 1.5" RADIUS: 3" NO. Z BARS: 2 LENGTH: 160.0	BACKG COLOR: Blue COPY COLOR: White SYMBOL: [Empty Grid] MAT'L: 0.125" ALUMINUM	DESIGN BY: ADK PROJECT ID: U-5813 CHECKED BY: TRT DIV: 08 DATE: January 2022	<p style="text-align: right; font-size: small;">Spacing Factor is 1 unless specified otherwise</p>
---	--	--	--

Letter positions													Series/Size
Letter spacings are to start of next letter													Text Length
<i>(Grid for letter positions)</i>													

<p>401 QUANTITY REQ'D 5</p>  <p>54" X 18" R6-1 (L)</p> <p>TWO "U" POSTS PER SIGN</p>	<p>406 QUANTITY REQ'D 8</p>  <p>24" X 30" R2-1</p> <p>ONE "U" POST PER SIGN</p>	<p>411 QUANTITY REQ'D 1</p>  <p>36" X 36" W3-5</p> <p>ONE "U" POST PER SIGN</p>	<p>416 QUANTITY REQ'D 7</p>  <p>36" X 36" W11-2 (R)</p> <p>ONE "U" POST PER SIGN BACKGROUND SHEETING SHALL BE FLUORESCENT YELLOW-GREEN GRADE B SHEETING</p>	<p>428 QUANTITY REQ'D 14</p>  <p>36" X 48" W1-8 (R)</p> <p>INSTALL ON TWO "U" POSTS PER SIGN SPACED APPROX 24 INCHES APART ON SUPPORT CENTERS INSTALL 34 INCH HORIZONTAL CROSS BRACING LEAVING A 1 INCH MARGIN FROM LEFT AND RIGHT EDGES OF SIGN INSTALLATION HEIGHT: BOTTOM OF SIGN SHALL BE 4 FEET ABOVE THE EDGE OF TRAVEL LANE ELEVATION (LEFT EDGELINE OF RAMP) ALL OTHER PORTIONS OF ROADWAY STANDARD DRAWING 904.50 APPLY</p>		
<p>402 QUANTITY REQ'D 5</p>  <p>30" X 30" W14-2</p> <p>ONE "U" POST PER SIGN</p>	<p>407 QUANTITY REQ'D 19</p>  <p>36" X 36" R1-1</p> <p>ONE "U" POST PER SIGN MOUNTED BELOW SIGN 408 IN 13 INSTALLATIONS TWO "U" POSTS PER SIGN</p>	<p>412 QUANTITY REQ'D 2</p>  <p>30" X 36" R2-1</p> <p>ONE "U" POST PER SIGN</p>	<p>417 QUANTITY REQ'D 10</p>  <p>36" X 36" W11-2 (L)</p> <p>ONE "U" POST PER SIGN BACKGROUND SHEETING SHALL BE FLUORESCENT YELLOW-GREEN GRADE B SHEETING</p>	<p>421 QUANTITY REQ'D 2</p>  <p>30" X 30" W1-3</p> <p>ONE "U" POST PER SIGN</p>	<p>424 QUANTITY REQ'D 19</p>  <p>36" X 24" R5-1a</p> <p>ONE "U" POST PER SIGN</p>	<p>427 QUANTITY REQ'D 1</p>  <p>48" X 48" W4-1</p> <p>TWO "U" POSTS PER SIGN</p>
<p>403 QUANTITY REQ'D 9</p>  <p>36" X 36" W12-1</p> <p>ONE "U" POST PER SIGN</p>	<p>408 QUANTITY REQ'D 17</p>  <p>54" X 18" R6-1 (R)</p> <p>MOUNTED BACK TO BACK WITH SIGN 401 IN 4 INSTALLATIONS TWO "U" POSTS PER SIGN</p>	<p>413 QUANTITY REQ'D 1</p>  <p>48" X 48" W4-3</p> <p>TWO "U" POSTS PER SIGN</p>	<p>418 QUANTITY REQ'D 5</p>  <p>24" X 12" W16-9P</p> <p>MOUNTED BELOW SIGN 416 IN 1 INSTALLATION MOUNTED BELOW SIGN 417 IN 4 INSTALLATIONS</p>	<p>422 QUANTITY REQ'D 4</p>  <p>36" X 36" R3-7 (R)</p> <p>ONE "U" POST PER SIGN</p>	<p>425 QUANTITY REQ'D 24</p>  <p>36" X 36" R5-1</p> <p>ONE "U" POST PER SIGN</p>	<p>429 QUANTITY REQ'D 3</p>  <p>18" X 18" OM4-3</p> <p>ONE 7' POST PER SIGN</p>
<p>404 QUANTITY REQ'D 30</p>  <p>24" X 30" R4-7</p> <p>ONE "U" POST PER SIGN</p>	<p>409 QUANTITY REQ'D 2</p>  <p>30" X 36" R2-1</p> <p>ONE "U" POST PER SIGN</p>	<p>414 QUANTITY REQ'D 2</p>  <p>30" X 36" R2-1</p> <p>ONE "U" POST PER SIGN</p>	<p>419 QUANTITY REQ'D 6</p>  <p>24" X 12" W16-7P (R)</p> <p>MOUNTED BELOW SIGN 416 IN 6 INSTALLATIONS BACKGROUND SHEETING SHALL BE FLUORESCENT YELLOW-GREEN GRADE B SHEETING</p>	<p>423 QUANTITY REQ'D 1</p>  <p>48" X 48" W4-2</p> <p>TWO "U" POSTS PER SIGN</p>	<p>426 QUANTITY REQ'D 1</p>  <p>36" X 36" R3-7 (L)</p> <p>ONE "U" POST PER SIGN</p>	<p>430 QUANTITY REQ'D 1</p>  <p>48" X 24" W1-7</p> <p>TWO "U" POSTS PER SIGN</p>
<p>405 QUANTITY REQ'D 26</p>  <p>18" X 18" OM1-3</p> <p>MOUNTED BELOW SIGN 404 IN 26 INSTALLATIONS</p>	<p>410 QUANTITY REQ'D 3</p>  <p>30" X 30" W3-1</p> <p>ONE "U" POST PER SIGN</p>	<p>415 QUANTITY REQ'D 1</p>  <p>48" X 48" W9-1</p> <p>TWO "U" POSTS PER SIGN</p>	<p>420 QUANTITY REQ'D 6</p>  <p>24" X 12" W16-7P (L)</p> <p>MOUNTED BELOW SIGN 417 IN 6 INSTALLATIONS BACKGROUND SHEETING SHALL BE FLUORESCENT YELLOW-GREEN GRADE B SHEETING</p>	<p style="text-align: center;">HNTB</p> <p>HNTB NORTH CAROLINA, P.C. 343 E. Six Forks Road, Suite 200 Raleigh, North Carolina 27609 NC License No: C-1554 (919) 546-8997</p> <p style="text-align: right;">TYPE E SIGNS</p>		

TIP NO. U-5813	SHEET NO. SIGN-4M
APPROVED <i>Andrew D. Klinsiek</i> <small>ESD7878459E44B</small>	
DATE: 5/21/2024	
SEAL	
	
DOCUMENT NOT CONSIDERED FINAL UNLESS ALL SIGNATURES COMPLETED	

<p>(431) QUANTITY REQ'D 1</p>  <p>36" X 36" W11-8</p> <p>ONE "U" POST PER SIGN</p>	<p>(436) QUANTITY REQ'D 2</p>  <p>36" X 60" W13-6</p> <p>TWO "U" POSTS PER SIGN</p>	<p>(441) QUANTITY REQ'D 4</p>  <p>30" X 24" R5-11</p> <p>ONE "U" POST PER SIGN</p>	<p>(446) QUANTITY REQ'D 1</p>  <p>36" X 18" R20-12</p> <p>ONE "U" POST PER SIGN</p>		
<p>(432) QUANTITY REQ'D 1</p>  <p>30" X 30" W6-3</p> <p>ONE "U" POST PER SIGN</p>	<p>(437) NOT USED</p>	<p>(442) QUANTITY REQ'D 2</p>  <p>24" X 30" R2-1</p> <p>ONE "U" POST PER SIGN</p>	<p>(447) QUANTITY REQ'D 1</p>  <p>30" X 30" W1-1 (L)</p> <p>ONE "U" POST PER SIGN</p>		
<p>(433) QUANTITY REQ'D 1</p>  <p>30" X 30" W6-1</p> <p>ONE "U" POST PER SIGN</p>	<p>(438) NOT USED</p>	<p>(443) QUANTITY REQ'D 2</p>  <p>48" X 48" W9-1 (L)</p> <p>TWO "U" POSTS PER SIGN</p>	<p>(448) QUANTITY REQ'D 3</p>  <p>18" X 18" W13-1P</p> <p>MOUNTED BELOW SIGN 421 IN 2 INSTALLATIONS MOUNTED BELOW SIGN 447 IN 1 INSTALLATION</p>		
<p>(434) QUANTITY REQ'D 1</p>  <p>30" X 30" W6-2</p> <p>ONE "U" POST PER SIGN</p>	<p>(439) NOT USED</p>	<p>(444) QUANTITY REQ'D 2</p>  <p>48" X 48" W4-2 (L)</p> <p>TWO "U" POSTS PER SIGN</p>	<p>(449) QUANTITY REQ'D 11</p>  <p>24" X 30" W1-8 (L)</p> <p>ONE "U" POST PER SIGN</p>		
<p>(435) QUANTITY REQ'D 2</p>  <p>36" X 60" W13-7</p> <p>TWO "U" POSTS PER SIGN</p>	<p>(440) QUANTITY REQ'D 2</p>  <p>36" X 36" X 36" R1-2</p> <p>ONE "U" POST PER SIGN</p>	<p>(445) QUANTITY REQ'D 11</p>  <p>24" X 30" W1-8 (R)</p> <p>MOUNT BACK TO BACK WITH SIGN 449 IN 11 INSTALLATIONS</p>	<p>(450) QUANTITY REQ'D 3</p>  <p>18" X 6" R1-3P</p> <p>MOUNTED BELOW SIGN 407 IN 3 INSTALLATIONS</p>		

TIP NO. U-5813	SHEET NO. SIGN-4N
APPROVED <i>Andrew D. Hinkley</i> <small>ESD78F8459E44B</small>	
DATE: 5/21/2024	
SEAL	
	
DOCUMENT NOT CONSIDERED FINAL UNLESS ALL SIGNATURES COMPLETED	

501 503

EAST 1 - 24" X 12"
 BUSINESS 1 - 24" X 12"
 64 1 - 24" X 24"

ONE "U" POST PER ASSEMBLY

507

TO TO 2 - 24" X 12"
 WEST EAST 2 - 24" X 12"
 BUSINESS BUSINESS 2 - 24" X 12"
 64 64 2 - 24" X 24"
 ← ↑ 2 - 21" X 15"

TWO "U" POSTS PER ASSEMBLY

513

SOUTH 1 - 24" X 12"
 49 1 - 24" X 24"

ONE "U" POST PER ASSEMBLY

520

CITGO
 → 1 - 21" X 15" (BLUE)

ONE "U" POST PER ASSEMBLY MOUNTED BELOW RELOCATED LOGO TRAILBLAZER

502

EAST 1 - 24" X 12"
 BUSINESS 1 - 24" X 12"
 64 1 - 24" X 24"
 ↻ 1 - 21" X 21" SEE SIGN-4K FOR PANEL DESIGN

ONE "U" POST PER ASSEMBLY

508

JCT 1 - 21" X 15"
 BUSINESS 1 - 24" X 12"
 64 1 - 24" X 24"

ONE "U" POST PER ASSEMBLY

516

SOUTH NORTH 2 - 24" X 12"
 49 73 2 - 24" X 24"
 ← ↑ 2 - 21" X 15"
 WEST NORTH 2 - 24" X 12"
 74 220 1 - 24" X 24"
 1 - 30" X 24"
 ↑ ↑ 2 - 21" X 15"

TWO "U" POSTS PER ASSEMBLY

521

EAST 1 - 24" X 12"
 BUSINESS NORTH 2 - 24" X 12"
 64 49 2 - 24" X 24"

TWO "U" POSTS PER ASSEMBLY

504 510

WEST 1 - 24" X 12"
 BUSINESS 1 - 24" X 12"
 64 1 - 24" X 24"

ONE "U" POST PER ASSEMBLY

509 515

NORTH 1 - 24" X 12"
 49 1 - 24" X 24"

ONE "U" POST PER ASSEMBLY

517

NORTH 1 - 24" X 12"
 49 1 - 24" X 24"
 ← 1 - 21" X 15"
 EAST WEST 2 - 24" X 12"
 BUSINESS BUSINESS 2 - 24" X 12"
 64 64 2 - 24" X 24"
 ← → 2 - 21" X 15"

TWO "U" POSTS PER ASSEMBLY

522 523

TO 1 - 24" X 12"
 BUSINESS 1 - 24" X 12"
 64 1 - 24" X 24"
 → 1 - 21" X 15"

ONE "U" POST PER ASSEMBLY

505

WEST EAST 2 - 24" X 12"
 BUSINESS BUSINESS 2 - 24" X 12"
 64 64 2 - 24" X 24"
 ← → 2 - 21" X 15"

TWO "U" POSTS PER ASSEMBLY

511 514

JCT 1 - 21" X 15"
 73 1 - 24" X 24"
 JCT JCT 2 - 21" X 15"
 74 220 1 - 24" X 24"
 1 - 30" X 24"

TWO "U" POSTS PER ASSEMBLY

518

SOUTH 1 - 24" X 12"
 73 1 - 24" X 24"
 ↑ 1 - 24" X 12"
 EAST SOUTH 2 - 24" X 12"
 74 220 1 - 24" X 24"
 1 - 30" X 24"
 ↑ ↑ 2 - 24" X 12"

TWO "U" POSTS PER ASSEMBLY

524

TO 1 - 24" X 12"
 BUSINESS 1 - 24" X 12"
 64 1 - 24" X 24"
 ← 1 - 21" X 15"

ONE "U" POST PER ASSEMBLY

506

TO TO 2 - 24" X 12"
 WEST EAST 2 - 24" X 12"
 BUSINESS BUSINESS 2 - 24" X 12"
 64 64 2 - 24" X 24"
 ↻ ↑ 2 - 21" X 15"

TWO "U" POSTS PER ASSEMBLY

512

BUSINESS 1 - 24" X 12"
 64 1 - 24" X 24"
 ↑ 1 - 21" X 15"
 NORTH SOUTH 2 - 24" X 12"
 49 49 2 - 24" X 24"
 ↑ → 2 - 21" X 15"

TWO "U" POSTS PER ASSEMBLY


519

EAST 1 - 24" X 12"
 BUSINESS 1 - 24" X 12"
 64 1 - 24" X 24"
 → 1 - 21" X 15"
 SOUTH NORTH 2 - 24" X 12"
 49 49 2 - 24" X 24"
 ↑ → 2 - 21" X 15"


TWO "U" POSTS PER ASSEMBLY

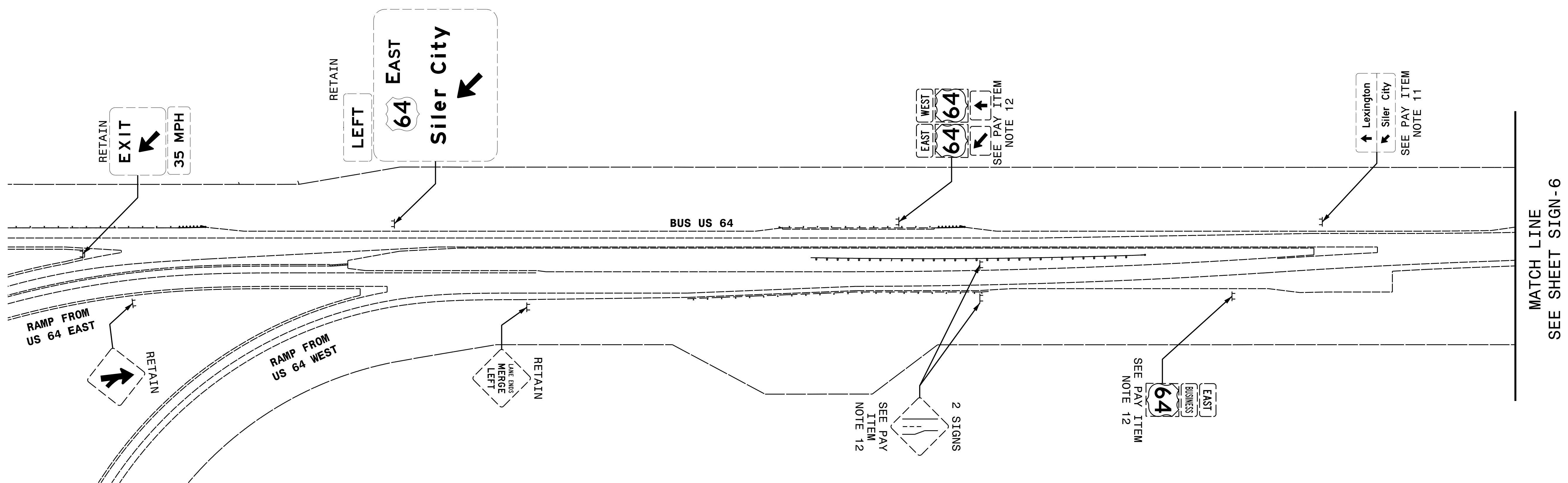
TIP NO. U-5813 SHEET NO. SIGN-40


APPROVED Andrew D. Hinkley
 DATE: 5/21/2024

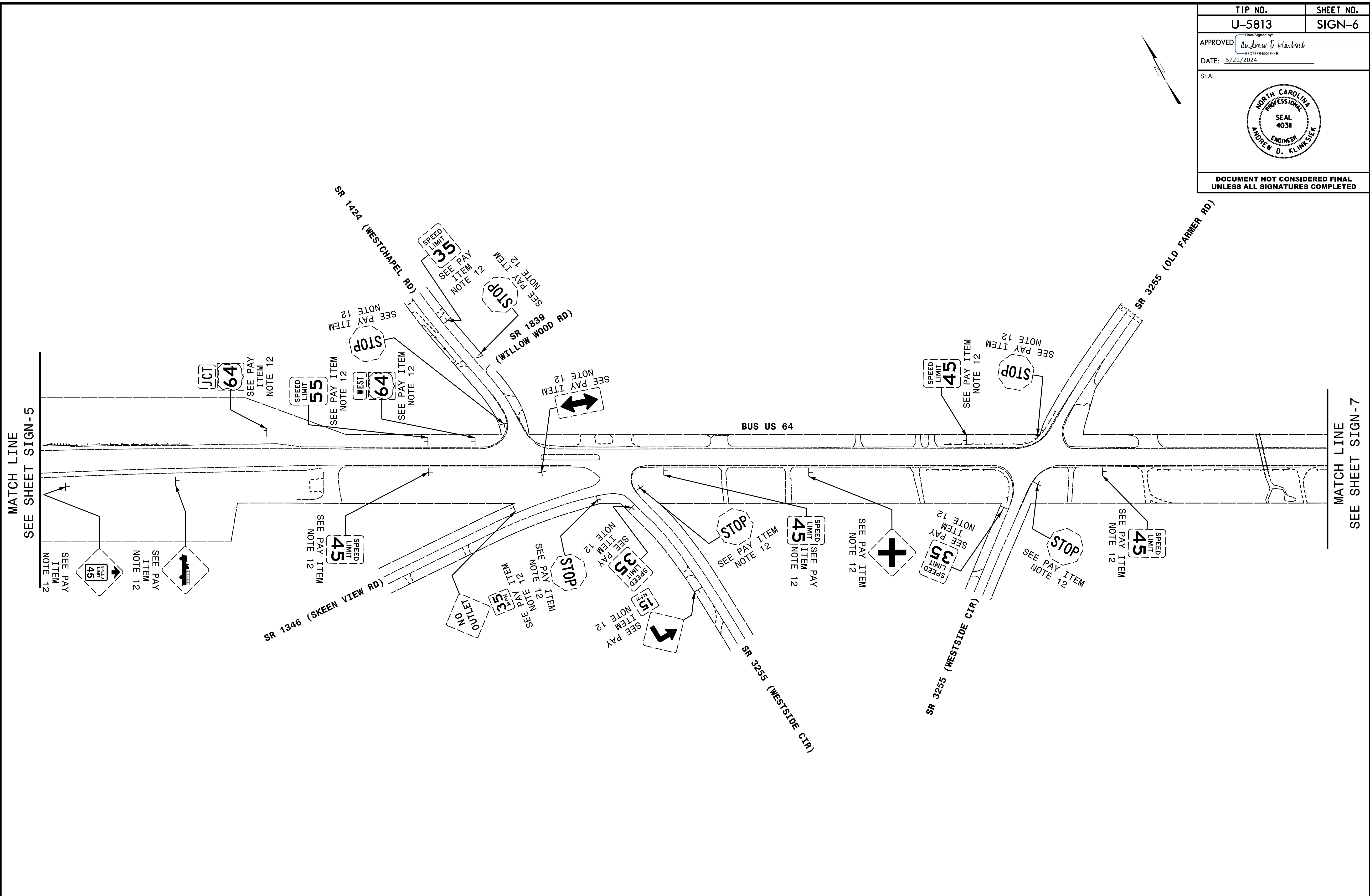
SEAL


DOCUMENT NOT CONSIDERED FINAL UNLESS ALL SIGNATURES COMPLETED

TIP NO. U-5813	SHEET NO. SIGN-5
APPROVED <i>Andrew D. Klinsiek</i> <small>ESD78F8459E44B</small>	
DATE: 5/21/2024	
SEAL 	
DOCUMENT NOT CONSIDERED FINAL UNLESS ALL SIGNATURES COMPLETED	



TIP NO. U-5813	SHEET NO. SIGN-6
APPROVED <i>Andrew D. Hinkick</i> <small>ESD7878459E44B</small>	
DATE: 5/21/2024	
SEAL 	
DOCUMENT NOT CONSIDERED FINAL UNLESS ALL SIGNATURES COMPLETED	




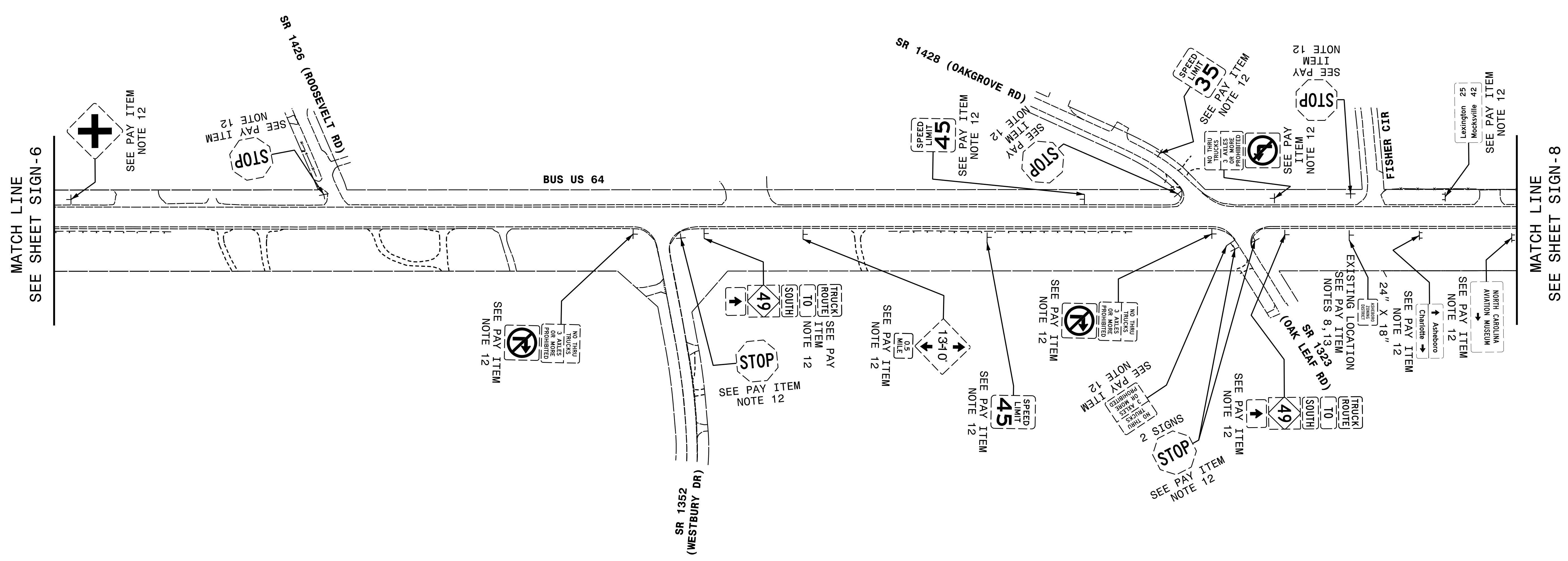
MATCH LINE
SEE SHEET SIGN-5

MATCH LINE
SEE SHEET SIGN-7

HNTB
 HNTB NORTH CAROLINA, P.C.
 343 E. Six Forks Road, Suite 200
 Raleigh, North Carolina 27609
 NC License No: C-1554
 (919) 546-8997


**EXISTING SIGNING
BUSINESS US 64**

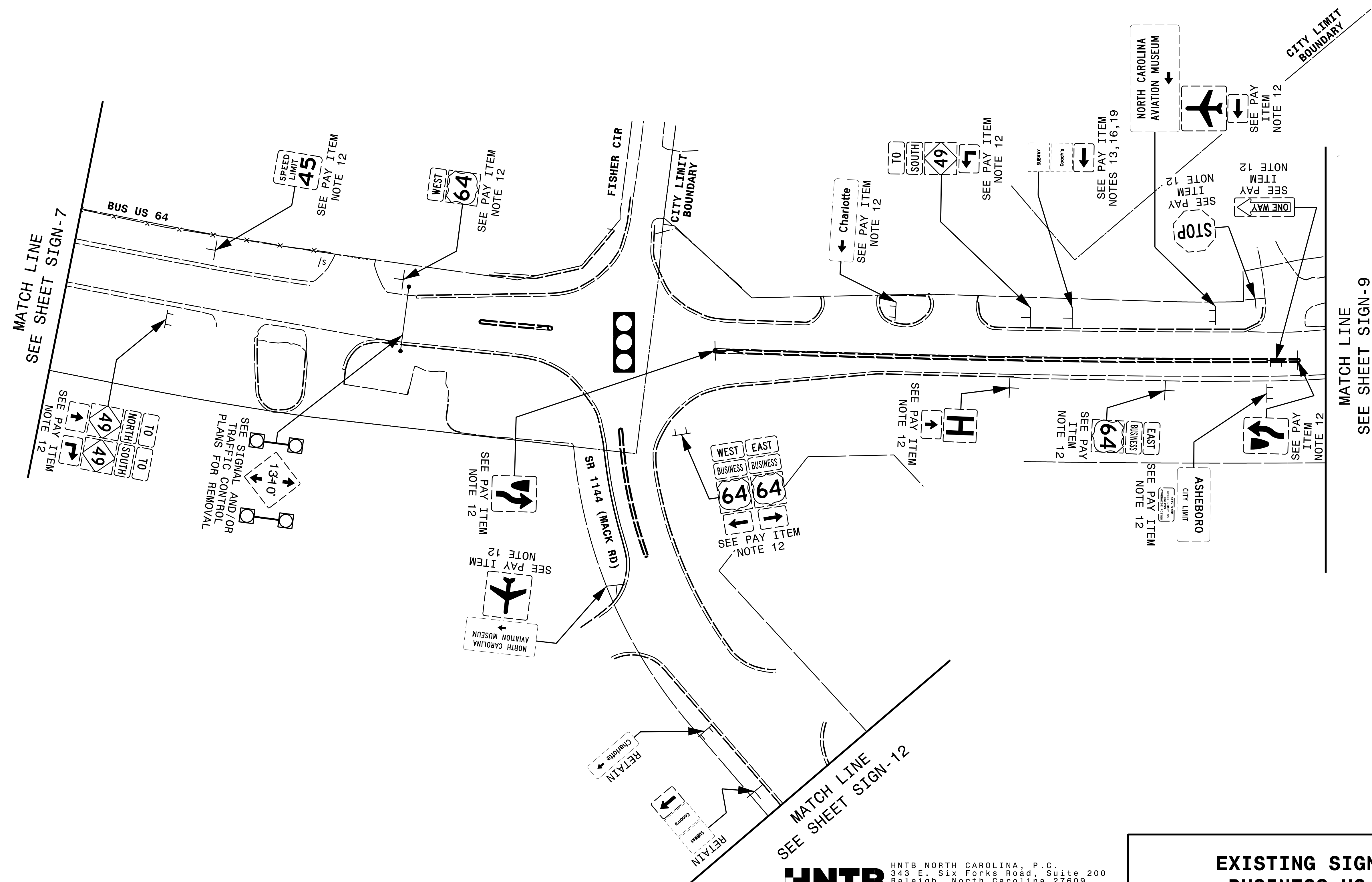
TIP NO. U-5813	SHEET NO. SIGN-7
APPROVED <i>Andrew D. Hinkick</i> <small>ESD7878459E44B</small>	
DATE: 5/21/2024	
SEAL 	
DOCUMENT NOT CONSIDERED FINAL UNLESS ALL SIGNATURES COMPLETED	



HNTB
 HNTB NORTH CAROLINA, P.C.
 343 E. Six Forks Road, Suite 200
 Raleigh, North Carolina 27609
 NC License No: C-1554
 (919) 546-8997


**EXISTING SIGNING
 BUSINESS US 64**

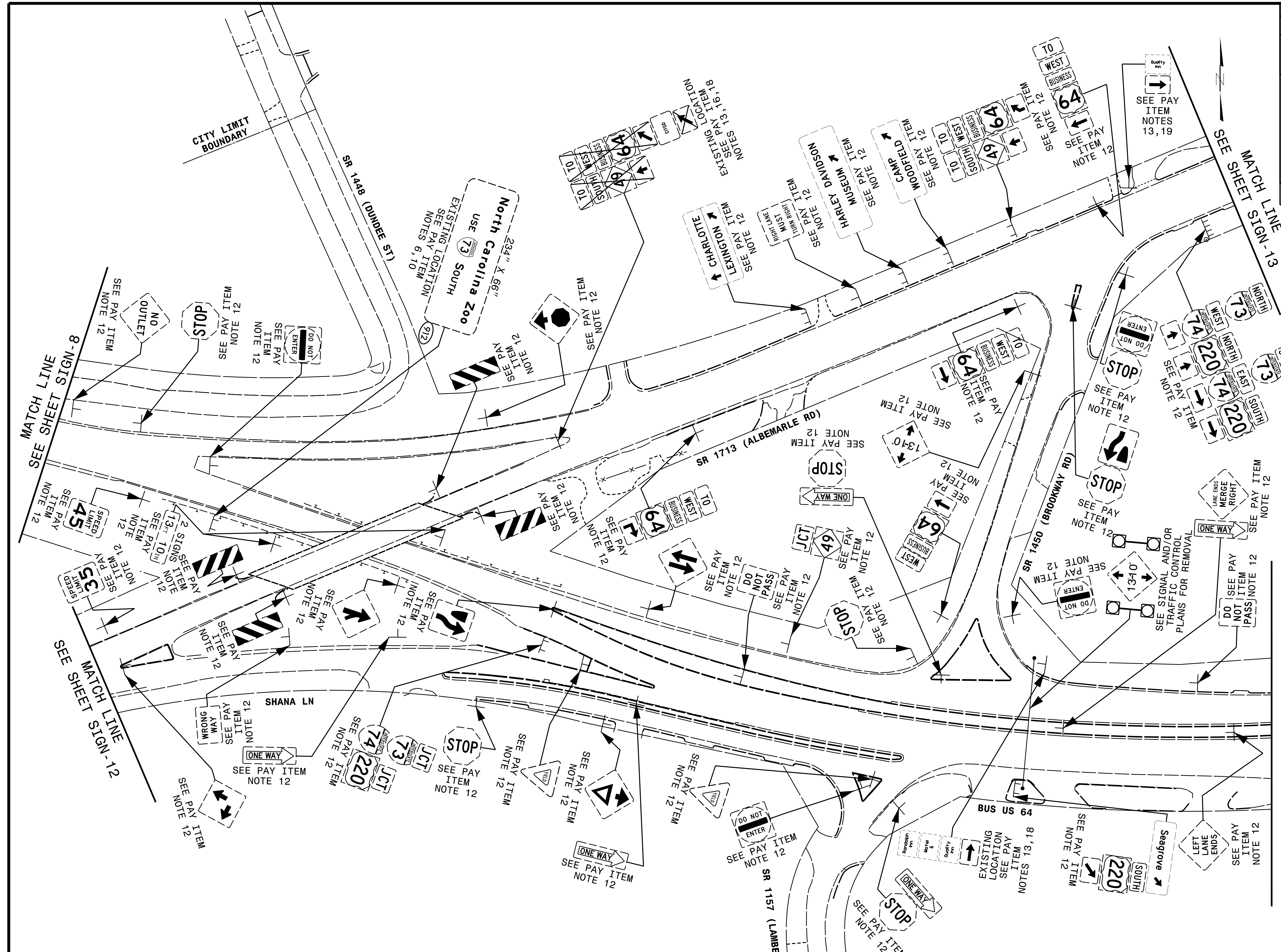
TIP NO. U-5813	SHEET NO. SIGN-8
APPROVED <i>Andrew D. Klinsiek</i> ESD7878459E44B	
DATE: 5/21/2024	
SEAL 	
DOCUMENT NOT CONSIDERED FINAL UNLESS ALL SIGNATURES COMPLETED	



HNTB
 HNTB NORTH CAROLINA, P.C.
 343 E. Six Forks Road, Suite 200
 Raleigh, North Carolina 27609
 NC License No: C-1554
 (919) 546-8997


**EXISTING SIGNING
BUSINESS US 64**

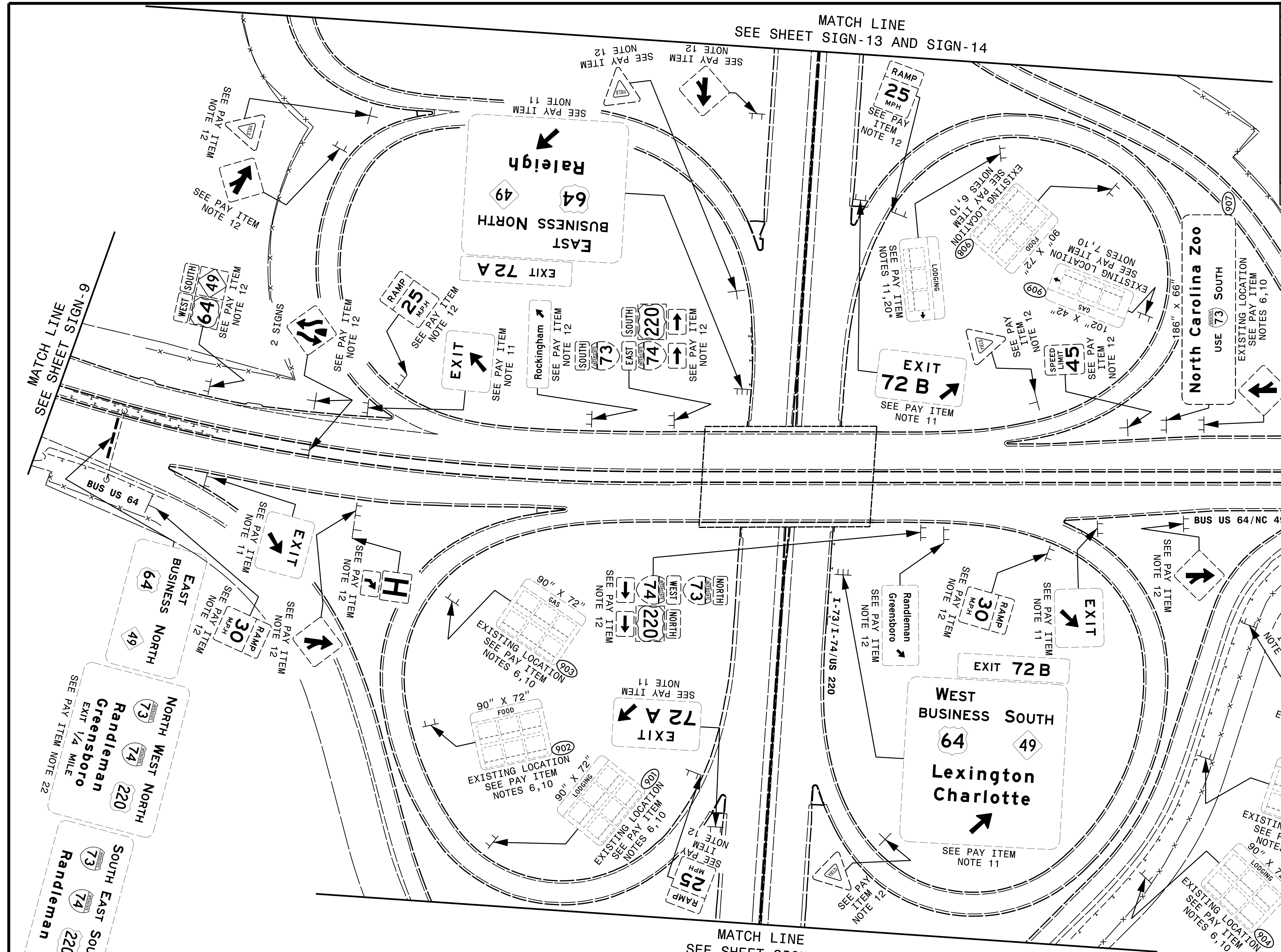
TIP NO. U-5813	SHEET NO. SIGN-9
APPROVED <i>Andrew D. Hinkley</i> ESD 7878459E448	
DATE: 5/21/2024	
SEAL 	
DOCUMENT NOT CONSIDERED FINAL UNLESS ALL SIGNATURES COMPLETED	



HNTB
 HNTB NORTH CAROLINA, P.C.
 343 E. Six Forks Road, Suite 200
 Raleigh, North Carolina 27609
 NC License No: C-1554
 (919) 546-8997

**EXISTING SIGNING
 BUS US 64 AND
 SR 1713 (ALBEMARLE RD)**

TIP NO. U-5813	SHEET NO. SIGN-10
APPROVED <i>Andrew D. Hinkley</i> ESD7878459E44B	
DATE: 5/21/2024	
SEAL 	
DOCUMENT NOT CONSIDERED FINAL UNLESS ALL SIGNATURES COMPLETED	



MATCH LINE
SEE SHEET SIGN-9

MATCH LINE
SEE SHEET SIGN-13 AND SIGN-14

MATCH LINE
SEE SHEET SIGN-11


MATCH LINE
SEE SHEET SIGN-17

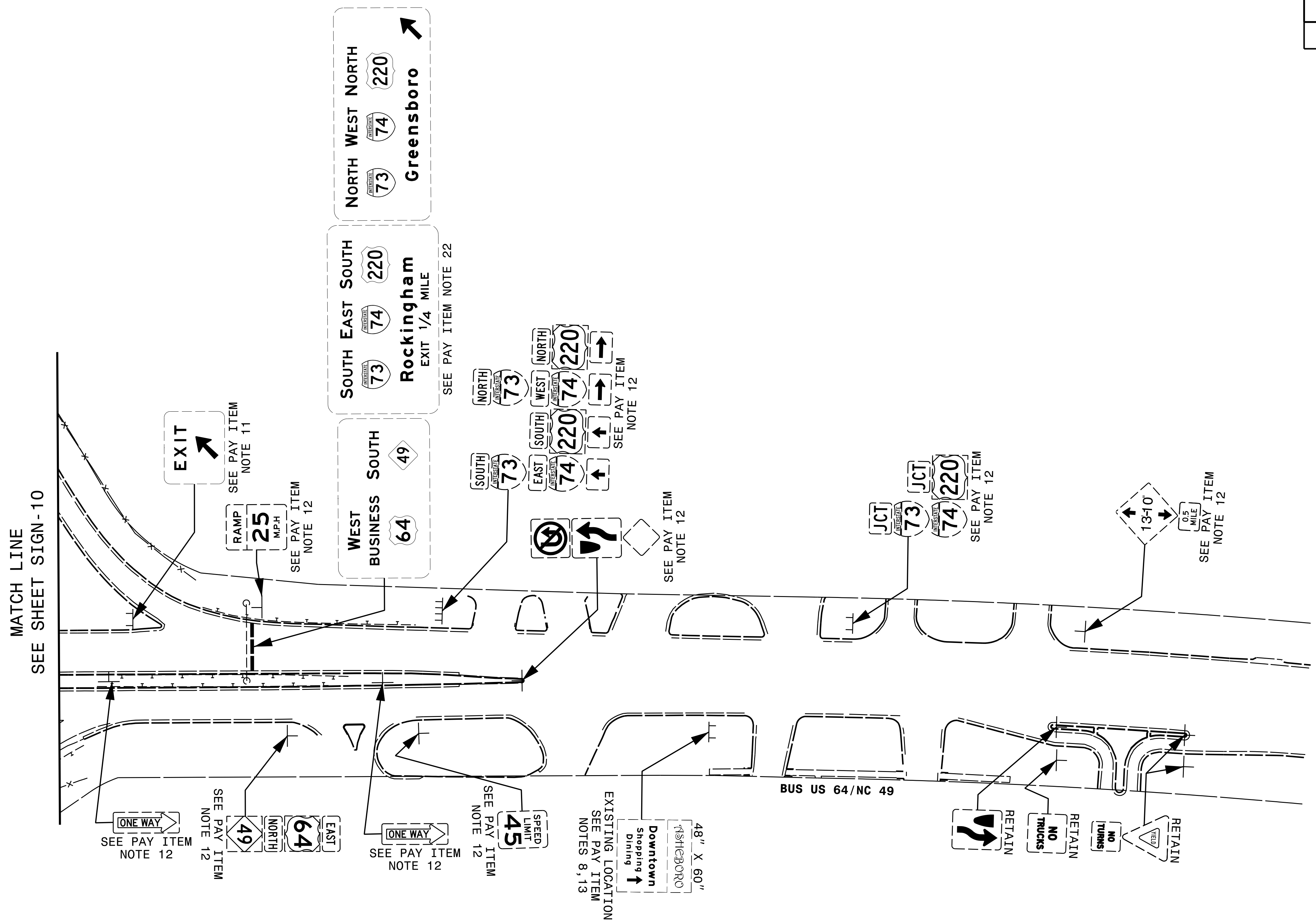
*SEE SIGN 111 FOR NEW
LOCATION OF BUSINESS PANELS



HNTB NORTH CAROLINA, P.C.
343 E. Six Forks Road, Suite 200
Raleigh, North Carolina 27609
NC License No: C-1554
(919) 546-8997


**EXISTING SIGNING
BUSINESS US 64 / NC 49
AND I-73/I-74/US 220**

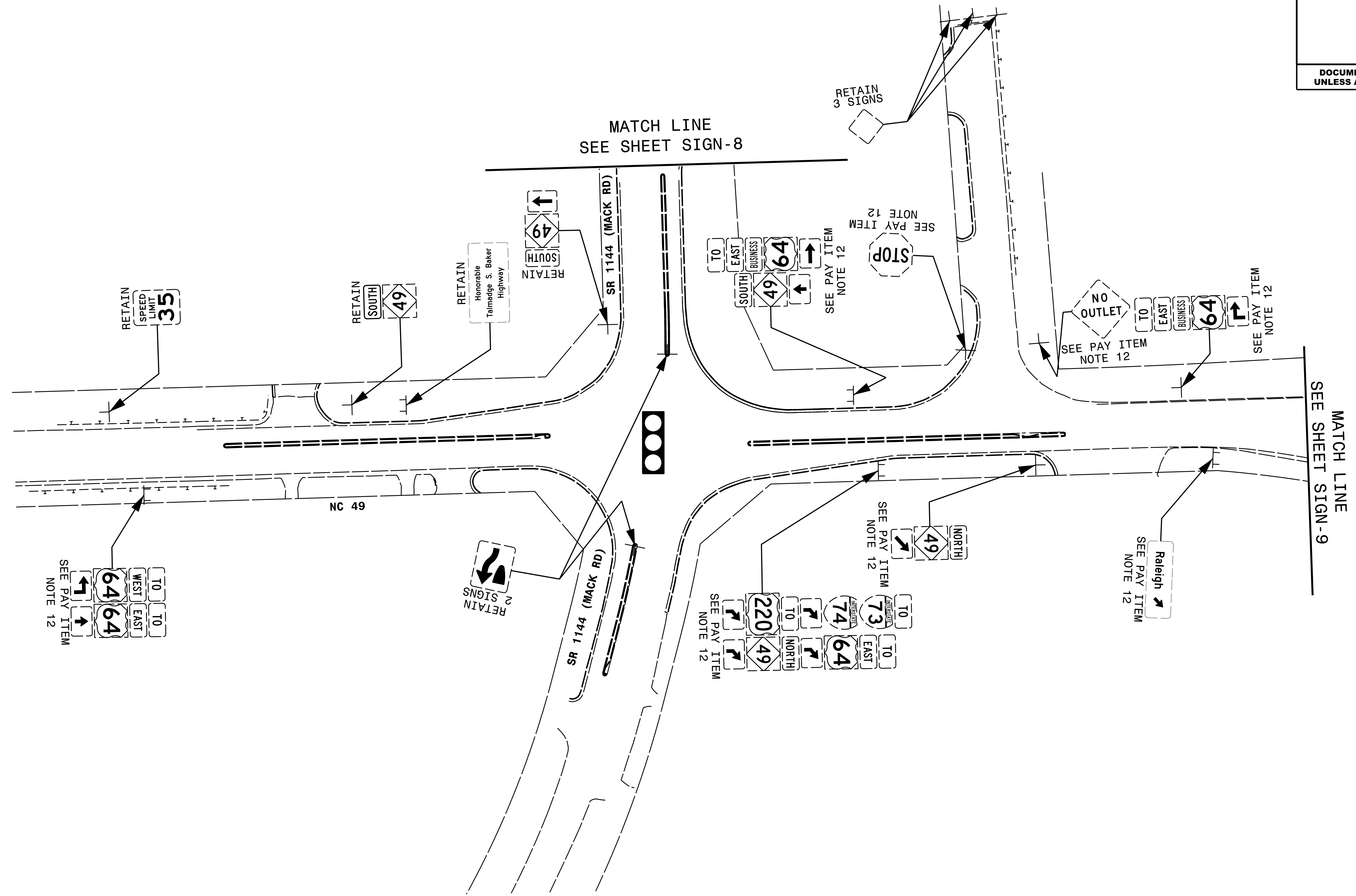
TIP NO. U-5813	SHEET NO. SIGN-11
APPROVED <i>Andrew D. Klinsiek</i> ESD78F8459E44B	
DATE: 5/21/2024	
SEAL 	
DOCUMENT NOT CONSIDERED FINAL UNLESS ALL SIGNATURES COMPLETED	




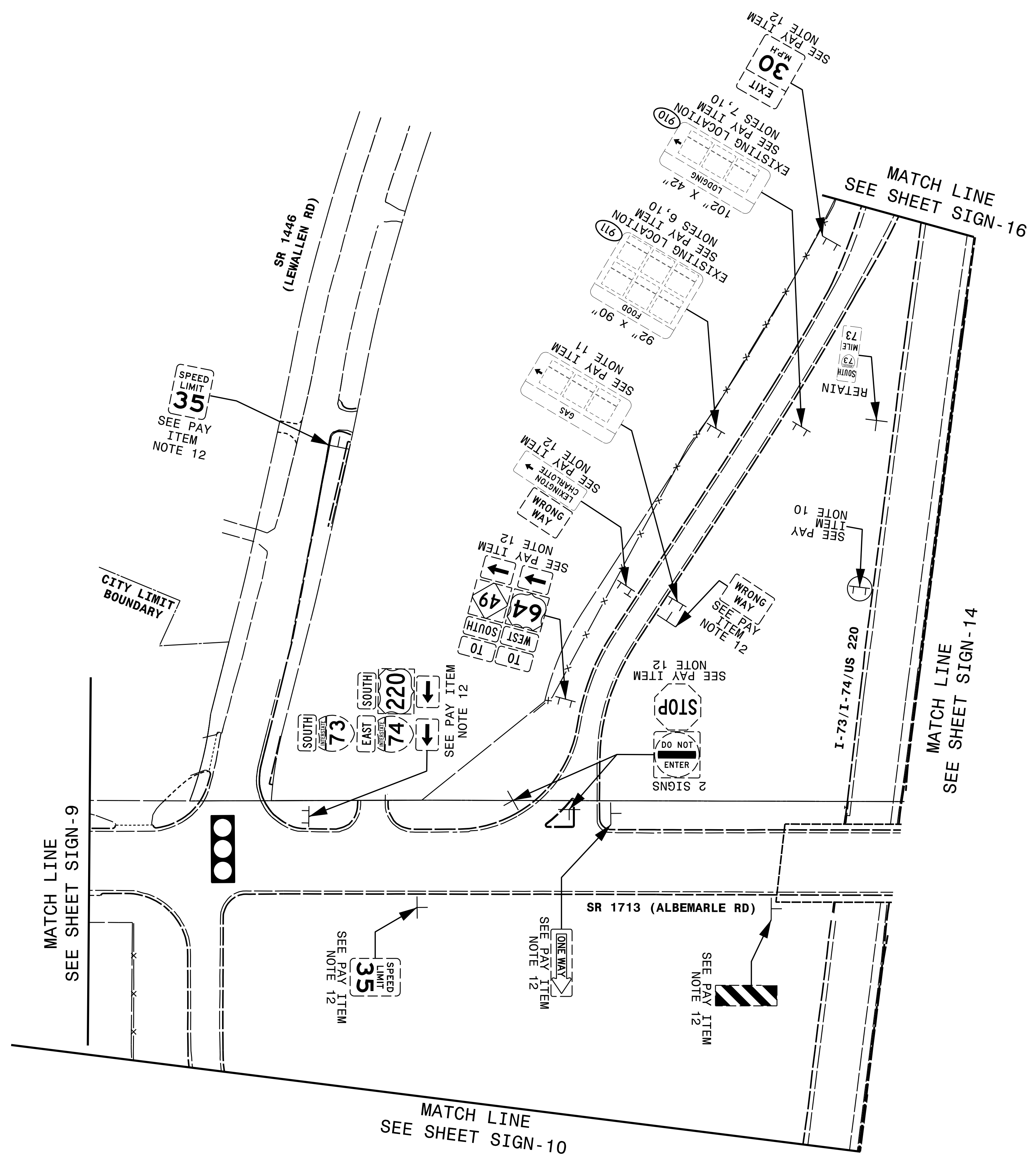
HNTB
 HNTB NORTH CAROLINA, P.C.
 343 E. Six Forks Road, Suite 200
 Raleigh, North Carolina 27609
 NC License No: C-1554
 (919) 546-8997

**EXISTING SIGNING
 BUSINESS US 64/NC 49**


TIP NO.	SHEET NO.
U-5813	SIGN-12
APPROVED <i>Andrew D. Klinsiek</i>	
DATE: 5/21/2024	
SEAL	
	
DOCUMENT NOT CONSIDERED FINAL UNLESS ALL SIGNATURES COMPLETED	

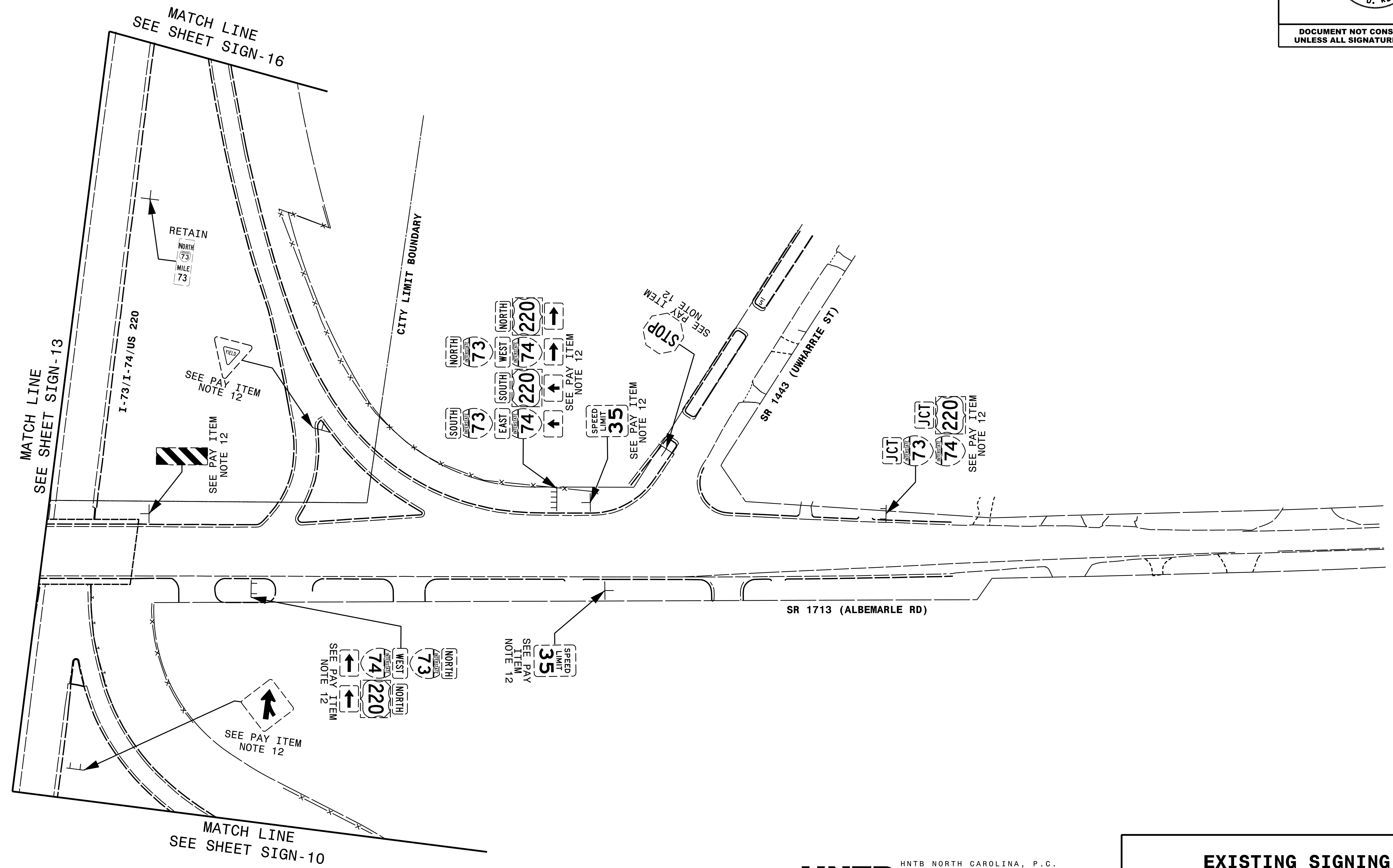


TIP NO. U-5813	SHEET NO. SIGN-13
APPROVED <i>Andrew D. Hinkley</i> <small>ESD78F8459E44B</small>	
DATE: 5/21/2024	
SEAL 	
DOCUMENT NOT CONSIDERED FINAL UNLESS ALL SIGNATURES COMPLETED	




EXISTING SIGNING
NC 49

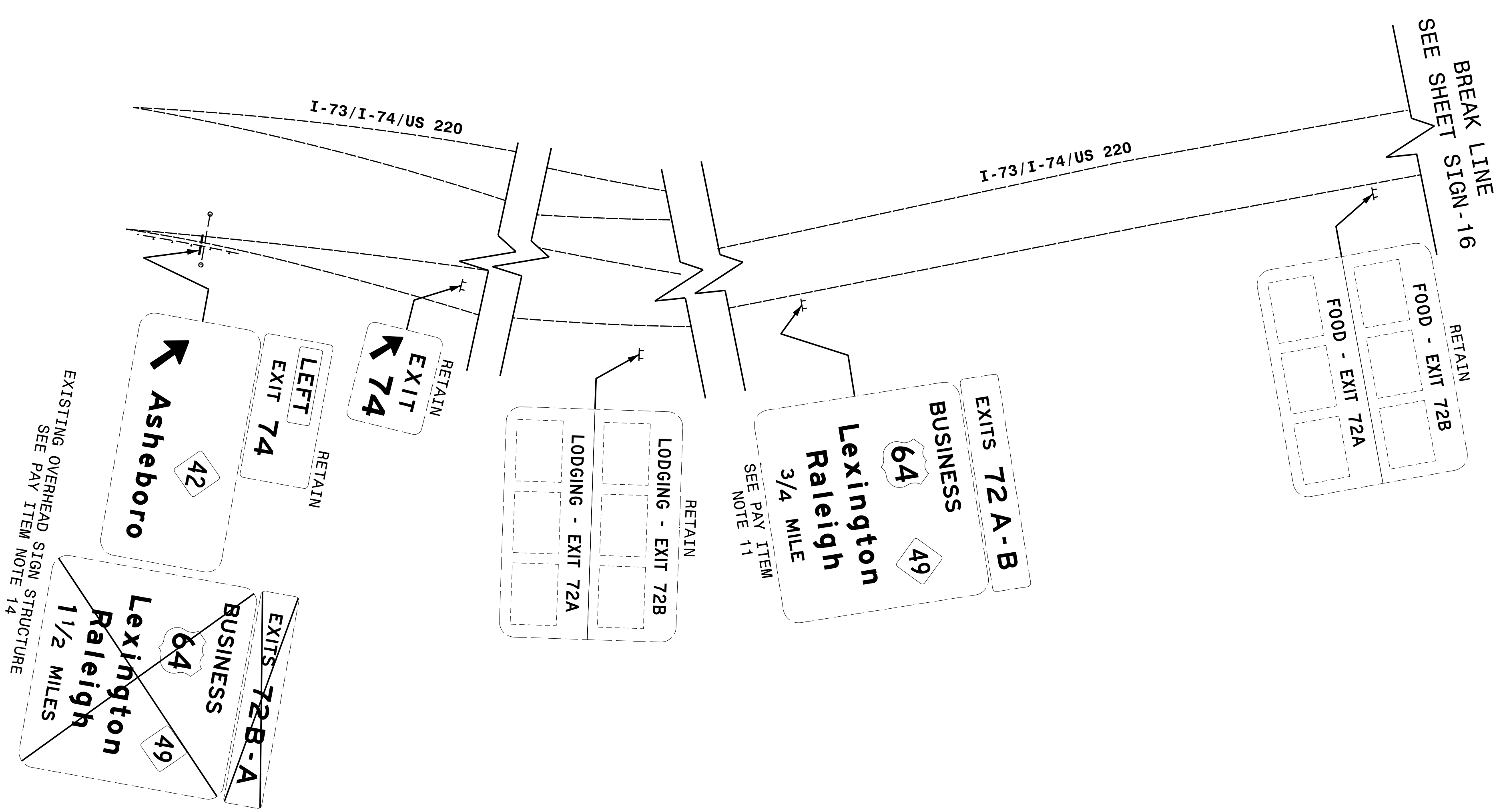
TIP NO. U-5813	SHEET NO. SIGN-14
APPROVED <i>Andrew D. Klinsiek</i> <small>ESD7878459E44B</small>	
DATE: 5/21/2024	
SEAL	
	
DOCUMENT NOT CONSIDERED FINAL UNLESS ALL SIGNATURES COMPLETED	




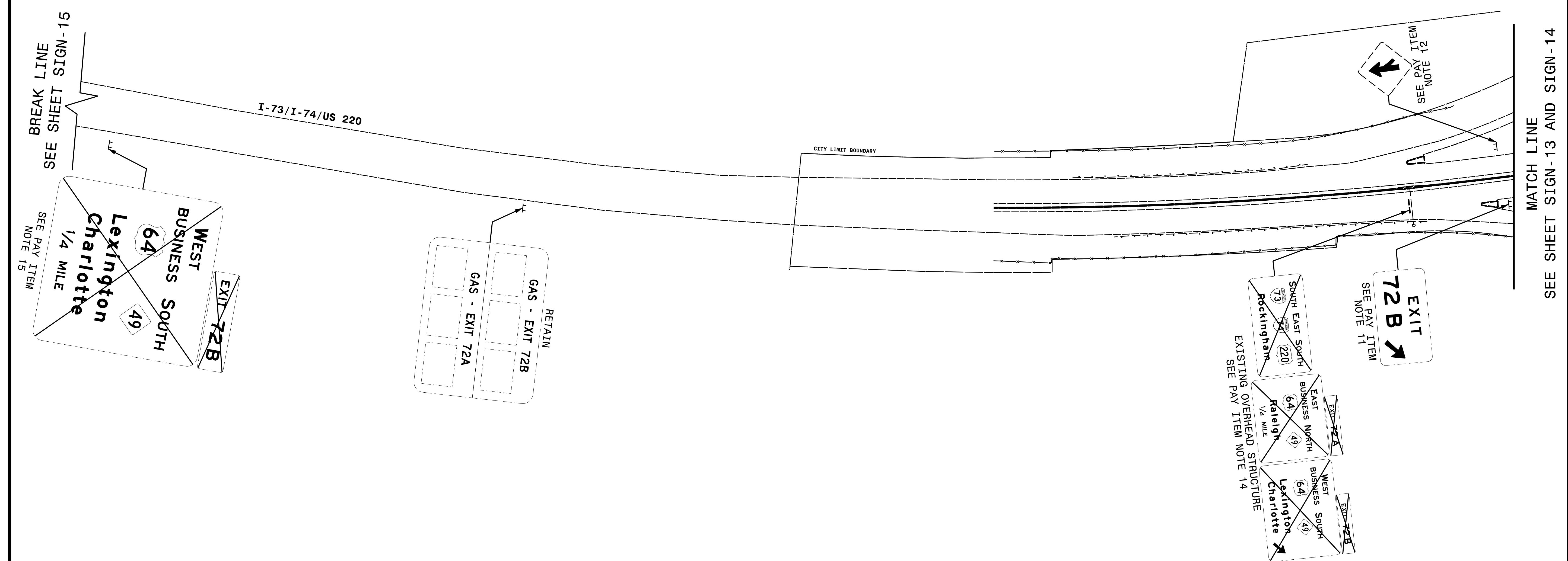
HNTB
 HNTB NORTH CAROLINA, P.C.
 343 E. Six Forks Road, Suite 200
 Raleigh, North Carolina 27609
 NC License No: C-1554
 (919) 546-8997

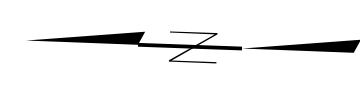
EXISTING SIGNING
SR 1713 (ALBEMARLE RD)


TIP NO. U-5813	SHEET NO. SIGN-15
APPROVED <i>Andrew D. Klinsiek</i> <small>ESD78F8459E44B</small>	
DATE: 5/21/2024	
SEAL 	
DOCUMENT NOT CONSIDERED FINAL UNLESS ALL SIGNATURES COMPLETED	

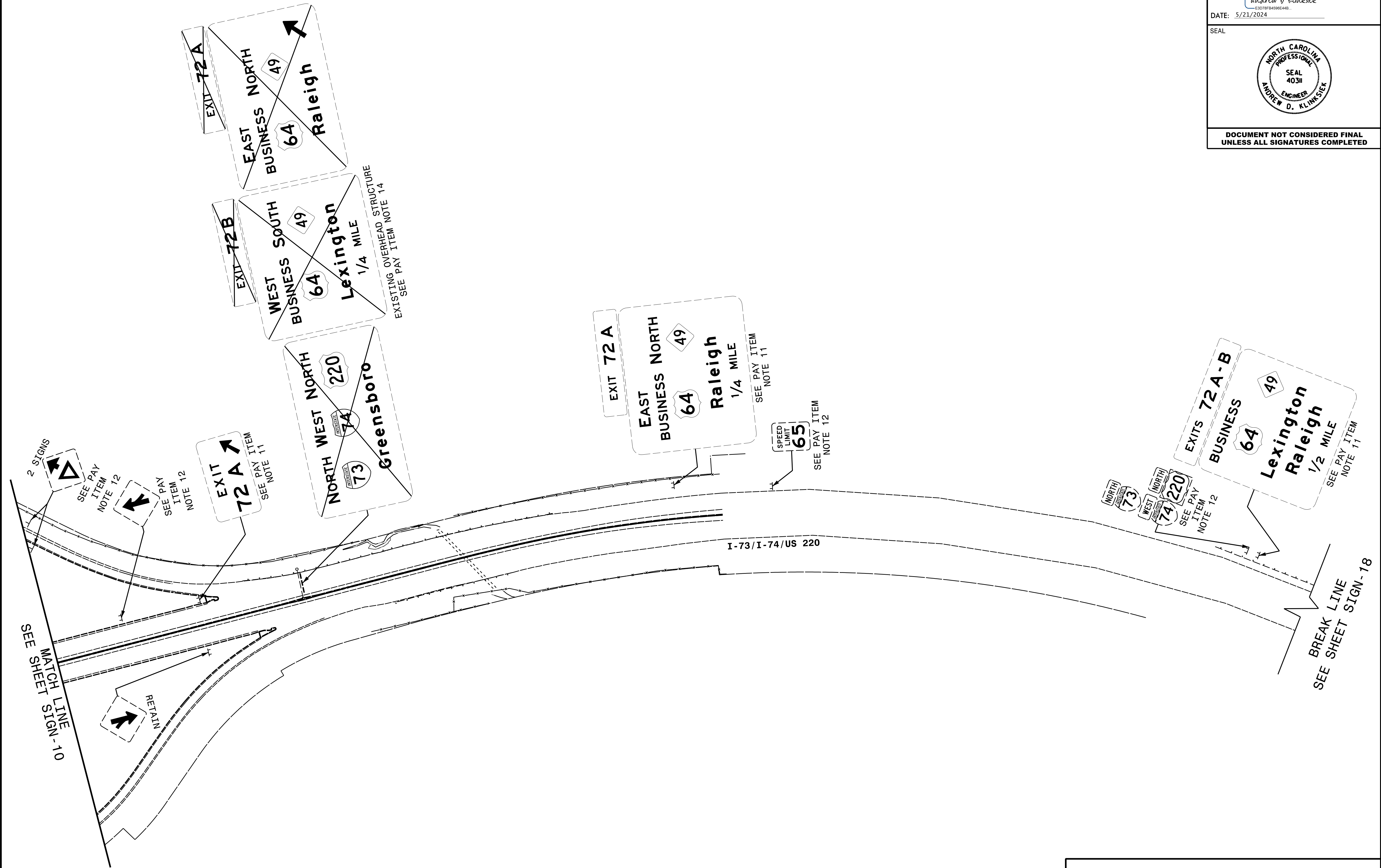


TIP NO. U-5813	SHEET NO. SIGN-16
APPROVED <i>Andrew D. Klinsiek</i> <small>ESD78F8459E44B</small>	
DATE: 5/21/2024	
SEAL	
	
DOCUMENT NOT CONSIDERED FINAL UNLESS ALL SIGNATURES COMPLETED	






TIP NO. U-5813	SHEET NO. SIGN-17
APPROVED <i>Andrew D. Klinsiek</i> <small>ESD78F8459E44B</small>	
DATE: 5/21/2024	
SEAL 	
DOCUMENT NOT CONSIDERED FINAL UNLESS ALL SIGNATURES COMPLETED	



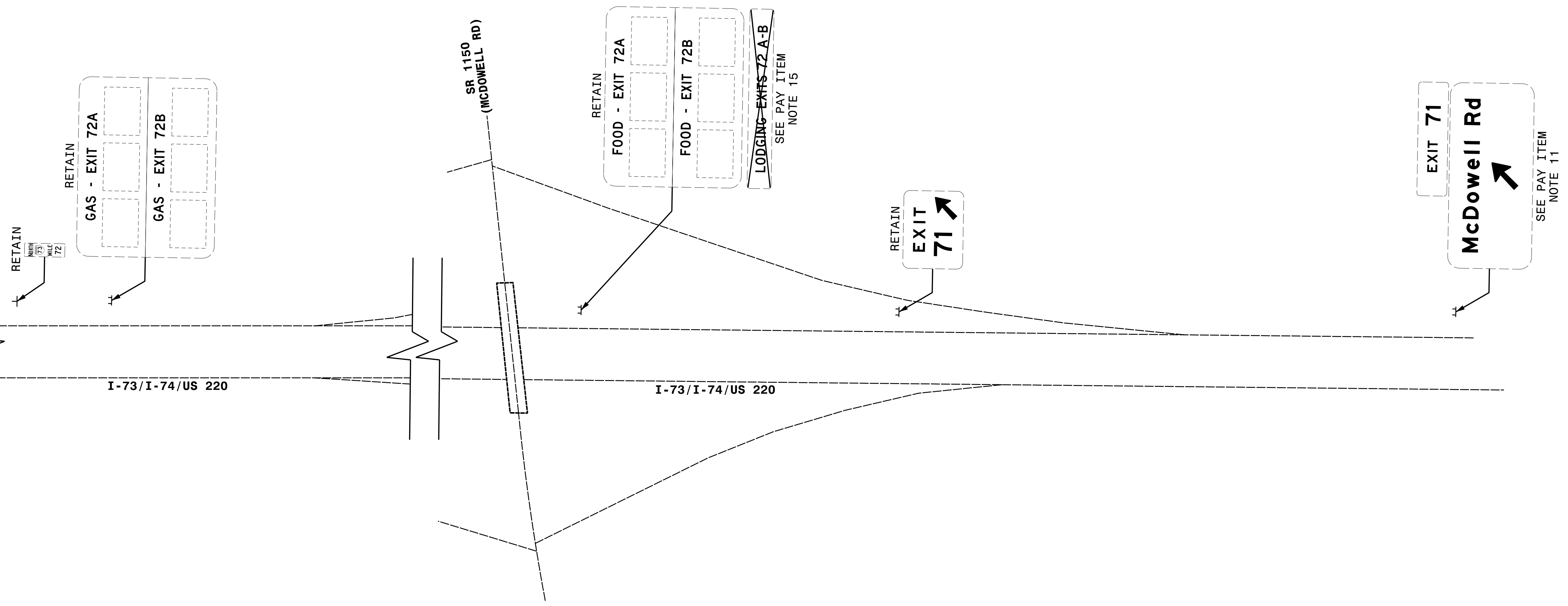
HNTB
 HNTB NORTH CAROLINA, P.C.
 343 E. Six Forks Road, Suite 200
 Raleigh, North Carolina 27609
 NC License No: C-1554
 (919) 546-8997


EXISTING SIGNING
I-73/I-74/US 220



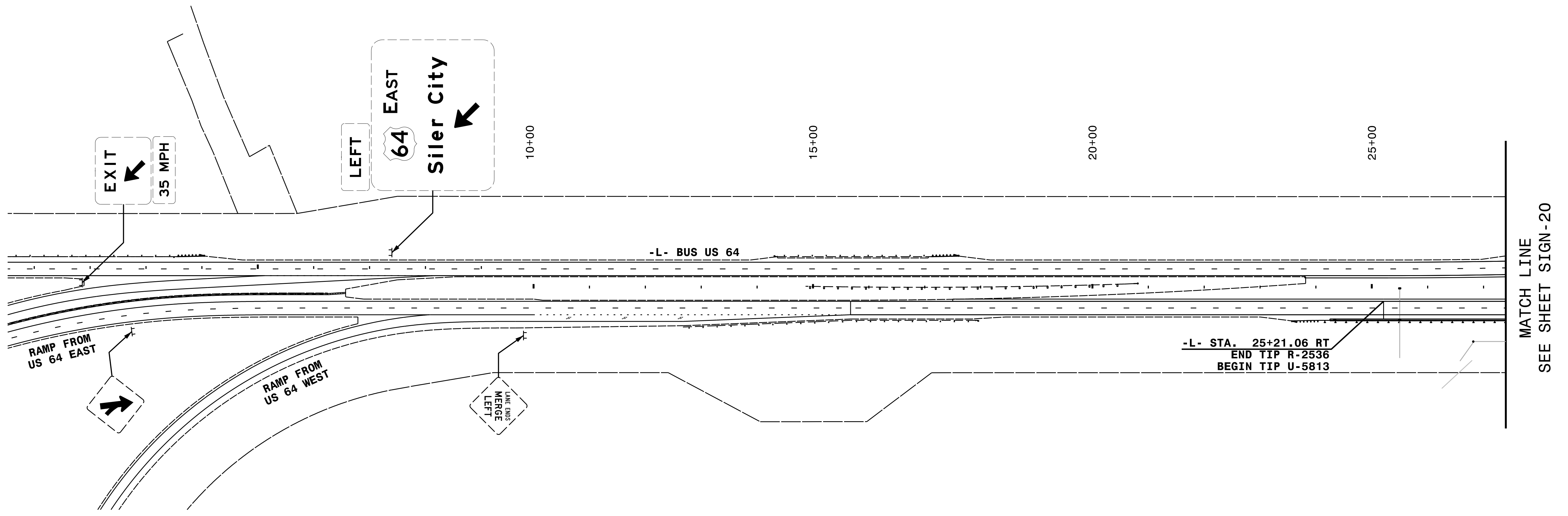
TIP NO. U-5813	SHEET NO. SIGN-18
APPROVED <i>Andrew D. Klinsiek</i> <small>ESD78F8459E44B</small>	
DATE: 5/21/2024	
SEAL	
DOCUMENT NOT CONSIDERED FINAL UNLESS ALL SIGNATURES COMPLETED	

BREAK LINE
SEE SHEET SIGN-17




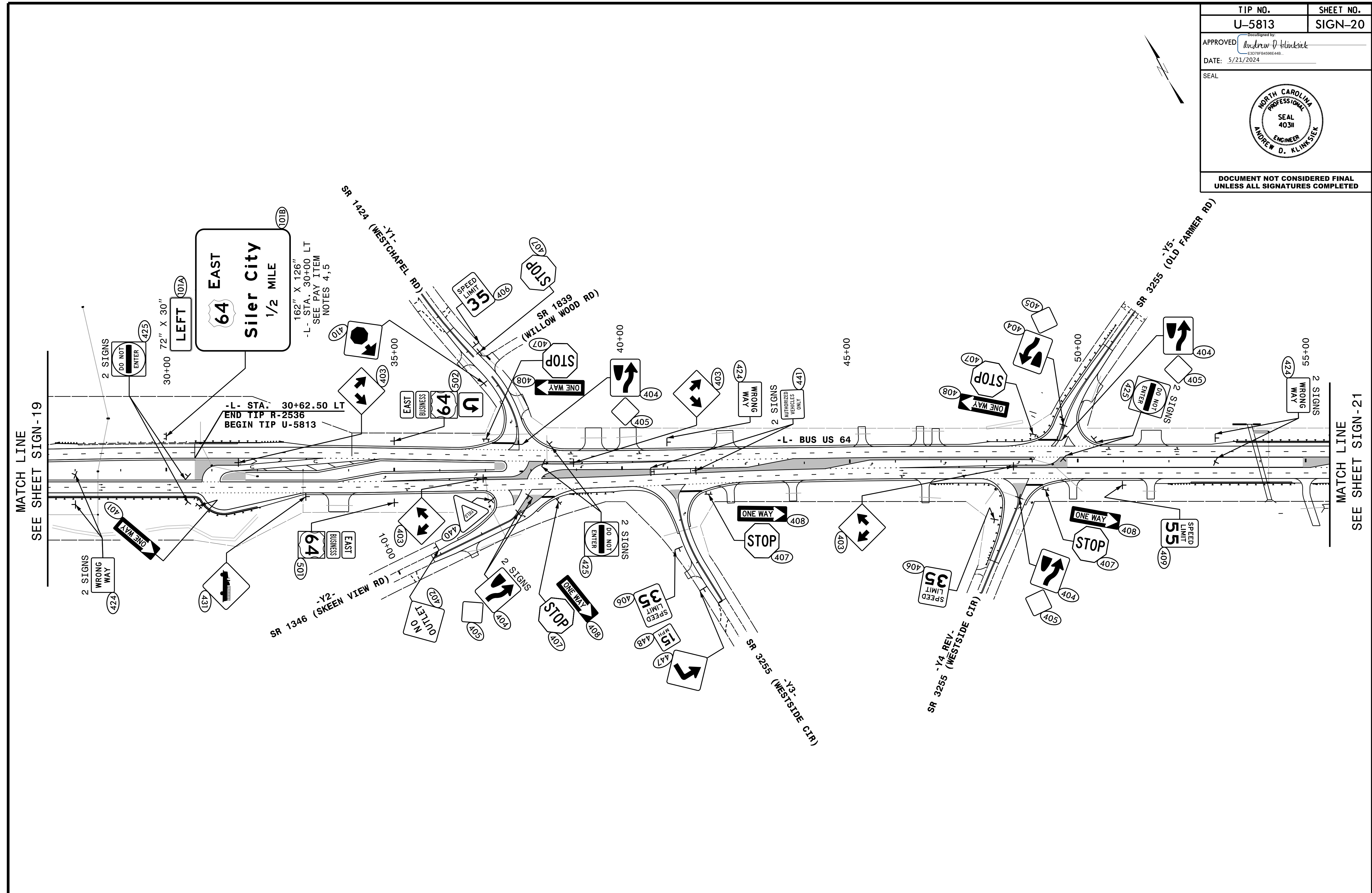
TIP NO. U-5813	SHEET NO. SIGN-19
APPROVED <i>Andrew D. Klinsiek</i> <small>ESD78F8459E44B</small>	
DATE: 5/21/2024	
SEAL 	
DOCUMENT NOT CONSIDERED FINAL UNLESS ALL SIGNATURES COMPLETED	

NO SIGN WORK THIS SHEET




PROPOSED SIGNING
-L- STA. 10+00 TO 27+50

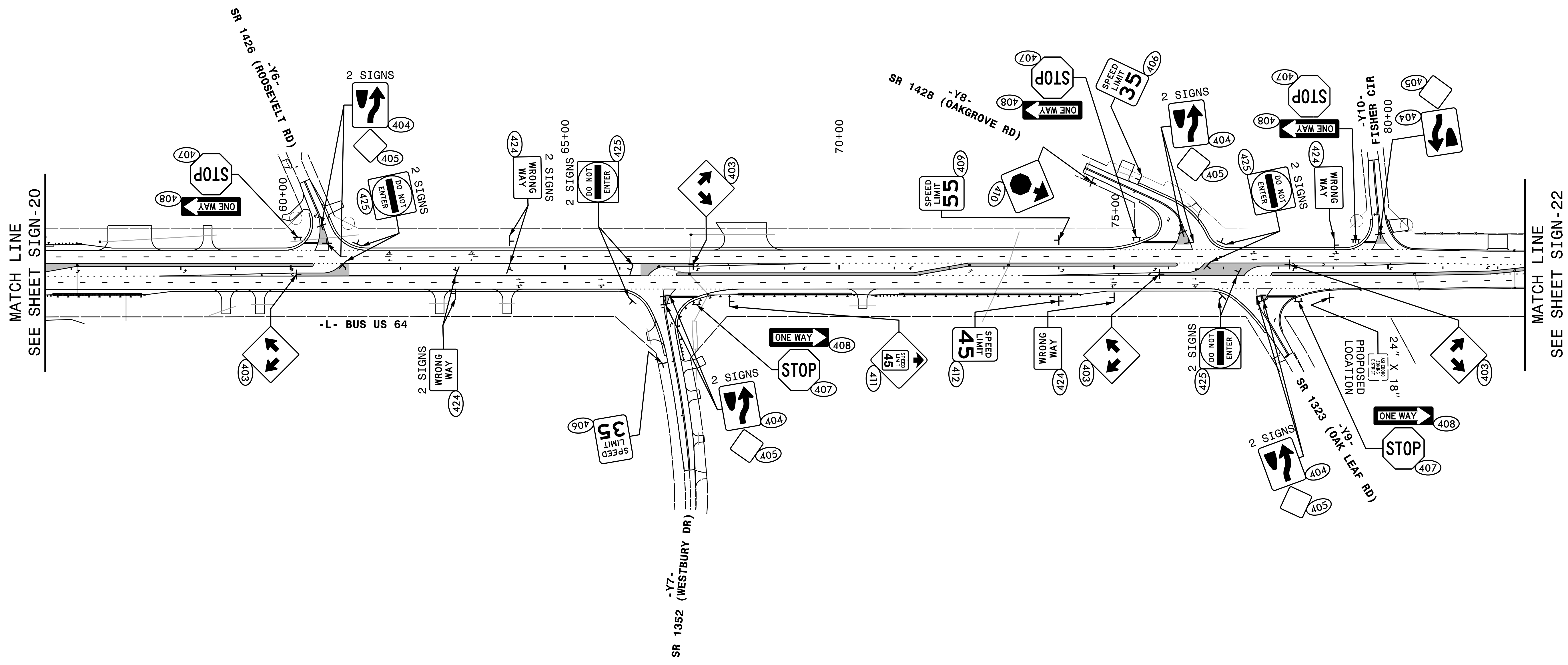
TIP NO. U-5813	SHEET NO. SIGN-20
APPROVED <i>Andrew D. Klinsiek</i> ESD78F8459E44B	
DATE: 5/21/2024	
SEAL 	
DOCUMENT NOT CONSIDERED FINAL UNLESS ALL SIGNATURES COMPLETED	



HNTB
 HNTB NORTH CAROLINA, P.C.
 343 E. Six Forks Road, Suite 200
 Raleigh, North Carolina 27609
 NC License No: C-1554
 (919) 546-8997


PROPOSED SIGNING
-L- STA. 27+50 TO 55+50

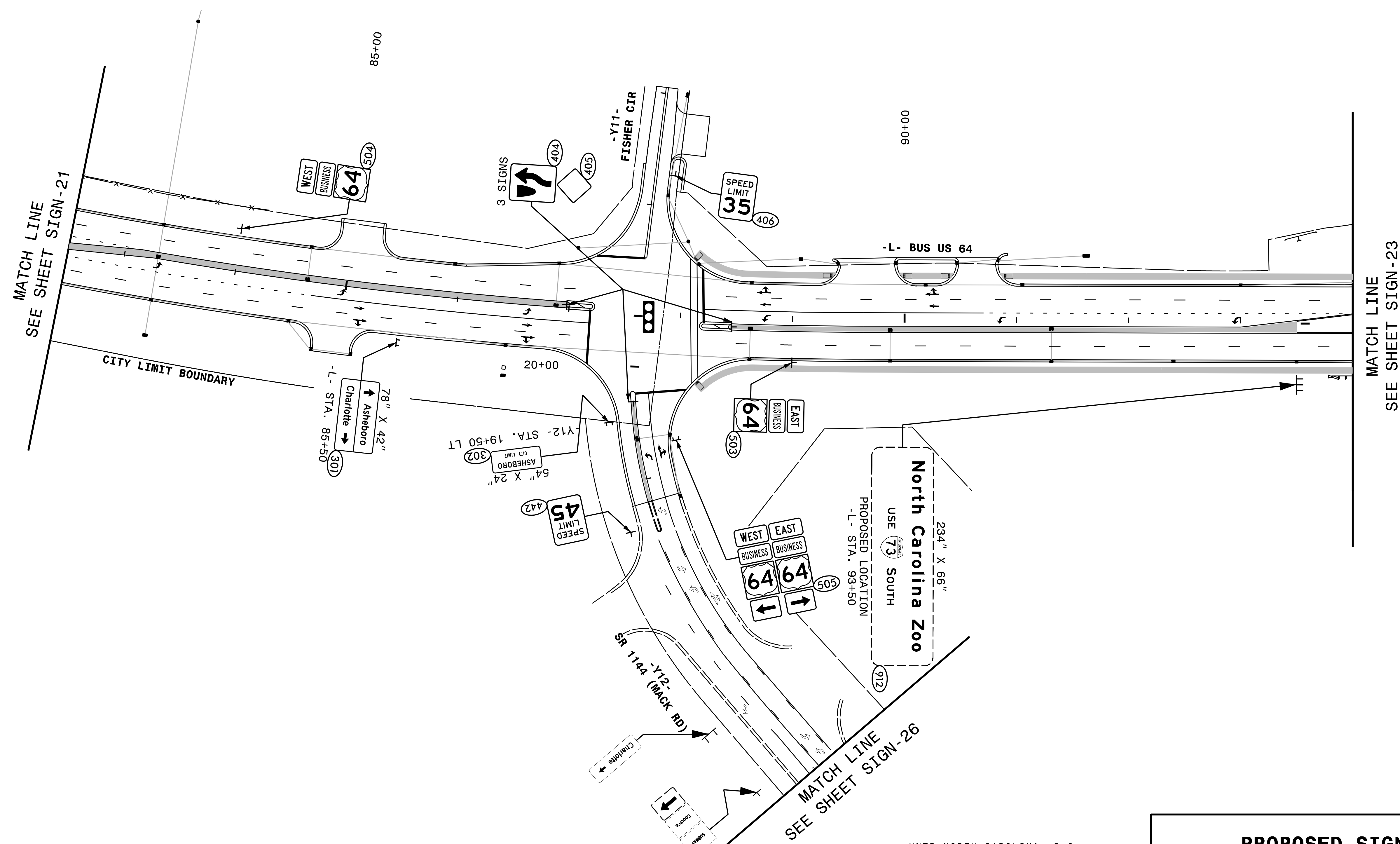
TIP NO. U-5813	SHEET NO. SIGN-21
APPROVED <i>Andrew D. Klinsiek</i> <small>ESD78F8459E44B</small>	
DATE: 5/21/2024	
SEAL 	
DOCUMENT NOT CONSIDERED FINAL UNLESS ALL SIGNATURES COMPLETED	



HNTB
 HNTB NORTH CAROLINA, P.C.
 343 E. Six Forks Road, Suite 200
 Raleigh, North Carolina 27609
 NC License No: C-1554
 (919) 546-8997

PROPOSED SIGNING
-L- STA. 55+50 TO 82+50

TIP NO. U-5813	SHEET NO. SIGN-22
APPROVED <i>Andrew D. Klinsiek</i> ESD78F8459E44B	
DATE: 5/21/2024	
SEAL	
	
DOCUMENT NOT CONSIDERED FINAL UNLESS ALL SIGNATURES COMPLETED	



MATCH LINE
SEE SHEET SIGN-21

MATCH LINE
SEE SHEET SIGN-23


CITY LIMIT BOUNDARY

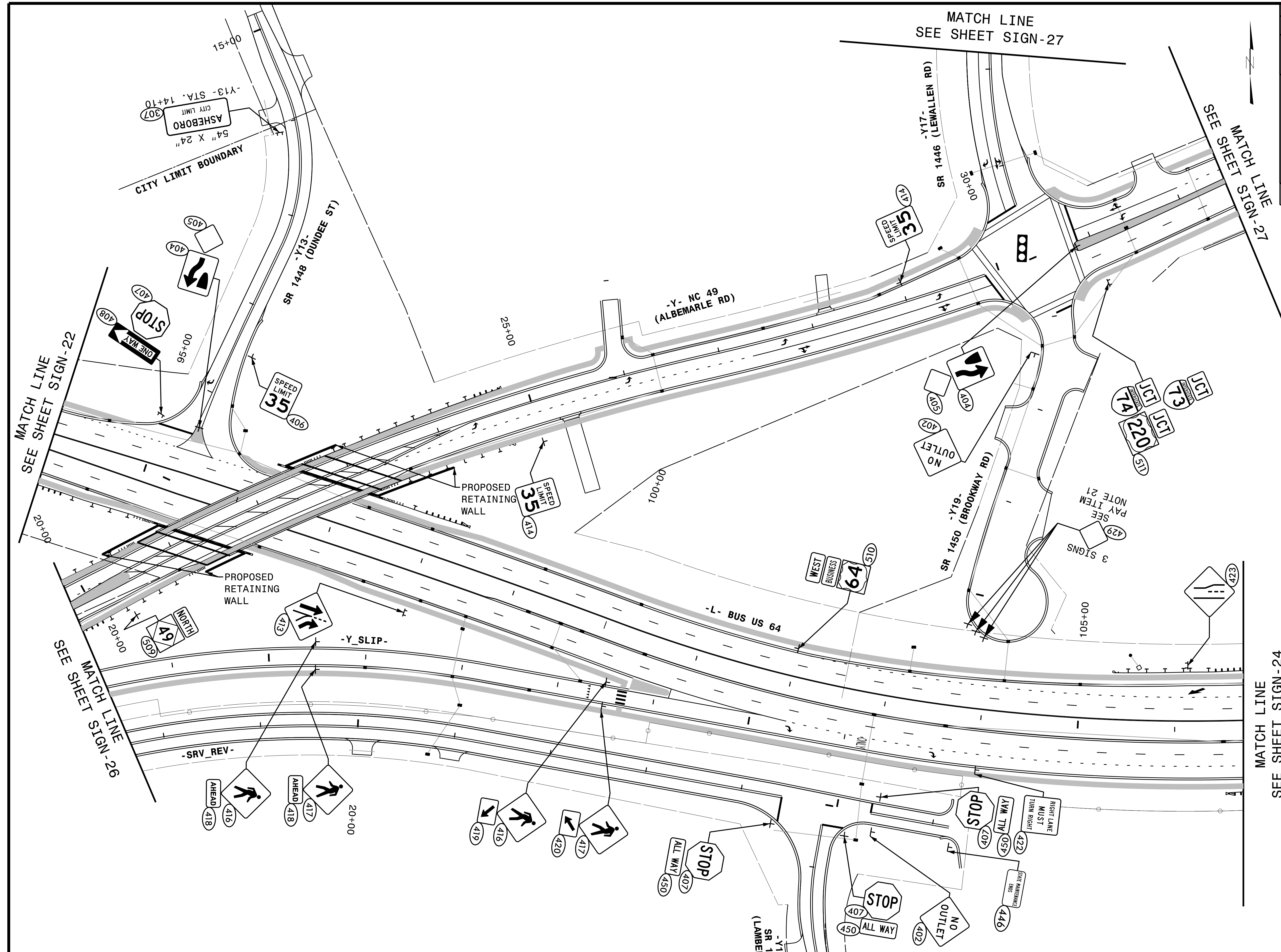
MATCH LINE
SEE SHEET SIGN-26



HNTB NORTH CAROLINA, P.C.
343 E. Six Forks Road, Suite 200
Raleigh, North Carolina 27609
NC License No: C-1554
(919) 546-8997


PROPOSED SIGNING
-L- STA. 82+50 TO 94+00

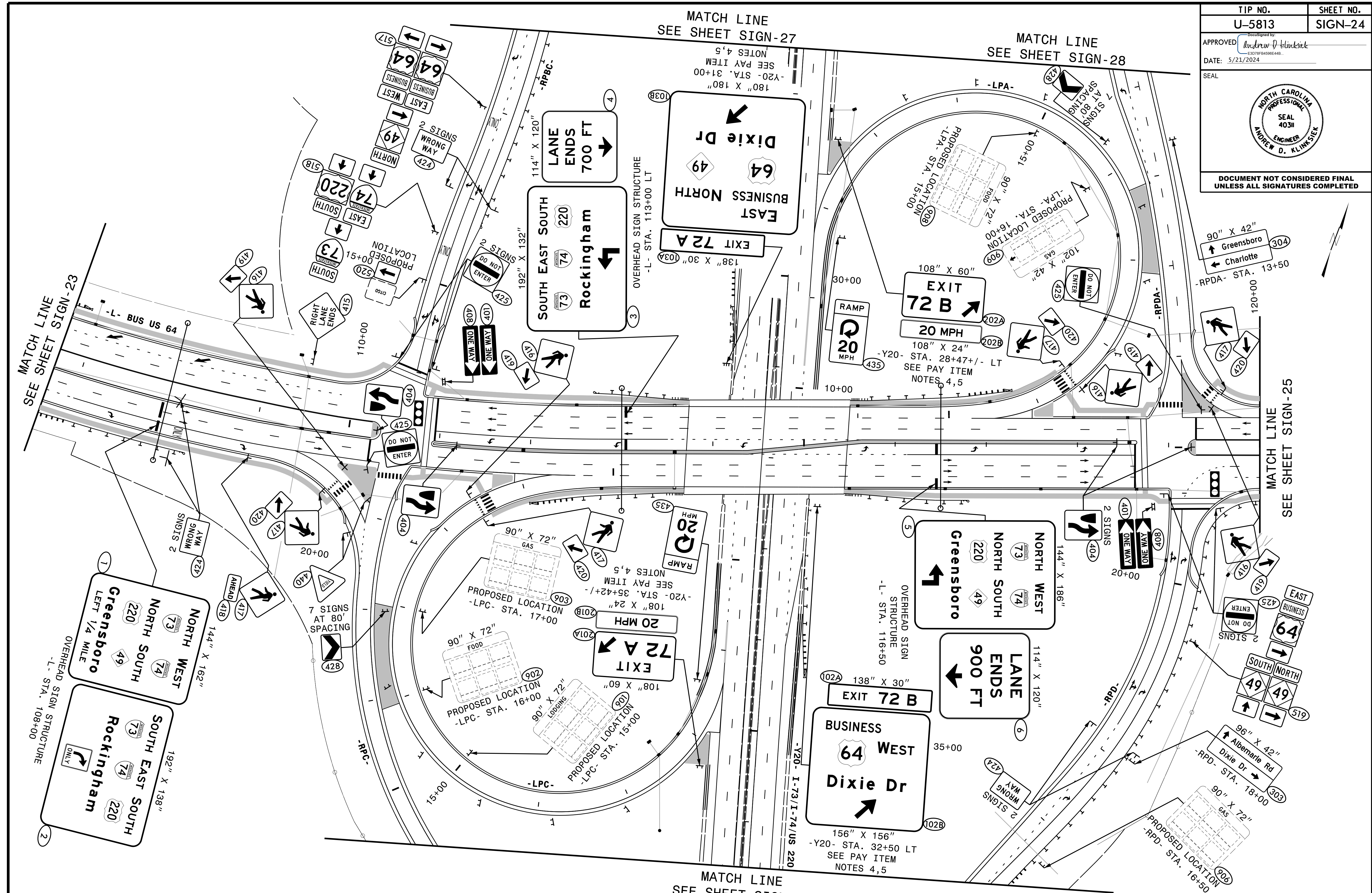
TIP NO. U-5813	SHEET NO. SIGN-23
APPROVED <i>Andrew D. Klinsiek</i> ESD78F8459E44B	
DATE: 5/21/2024	
SEAL 	
DOCUMENT NOT CONSIDERED FINAL UNLESS ALL SIGNATURES COMPLETED	



HNTB
 HNTB NORTH CAROLINA, P.C.
 343 E. Six Forks Road, Suite 200
 Raleigh, North Carolina 27609
 NC License No: C-1554
 (919) 546-8997


PROPOSED SIGNING
 -L- STA. 94+00 TO 106+75
 -Y- STA. 20+00 TO 32+50

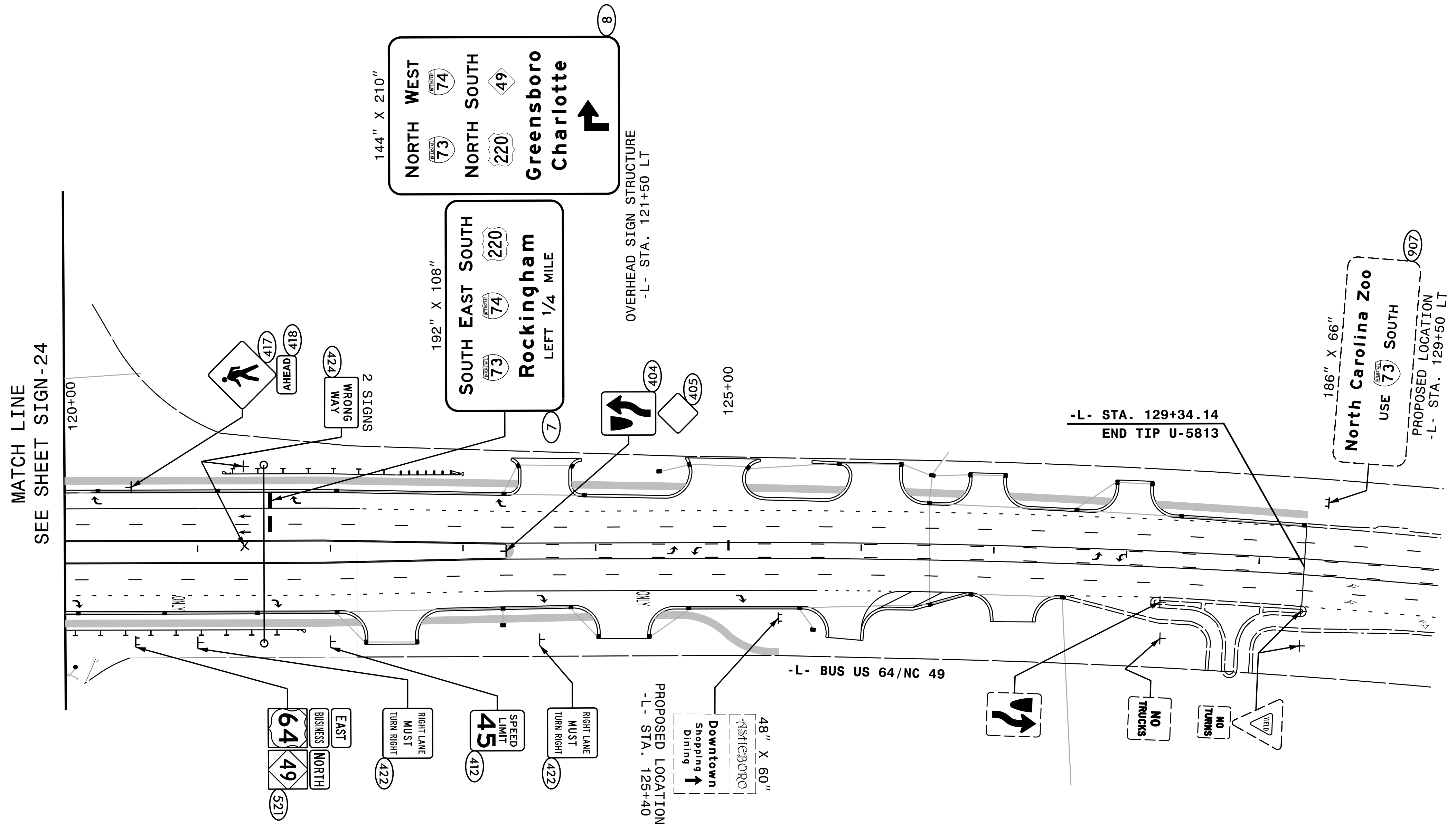
TIP NO. U-5813	SHEET NO. SIGN-24
APPROVED <i>Andrew D. Blinski</i> ESD7878459E448	
DATE: 5/21/2024	
SEAL 	
DOCUMENT NOT CONSIDERED FINAL UNLESS ALL SIGNATURES COMPLETED	



HNTB
 HNTB NORTH CAROLINA, P.C.
 343 E. Six Forks Road, Suite 200
 Raleigh, North Carolina 27609
 NC License No: C-1554
 (919) 546-8997


PROPOSED SIGNING
 -L- STA. 106+75 TO 120+00

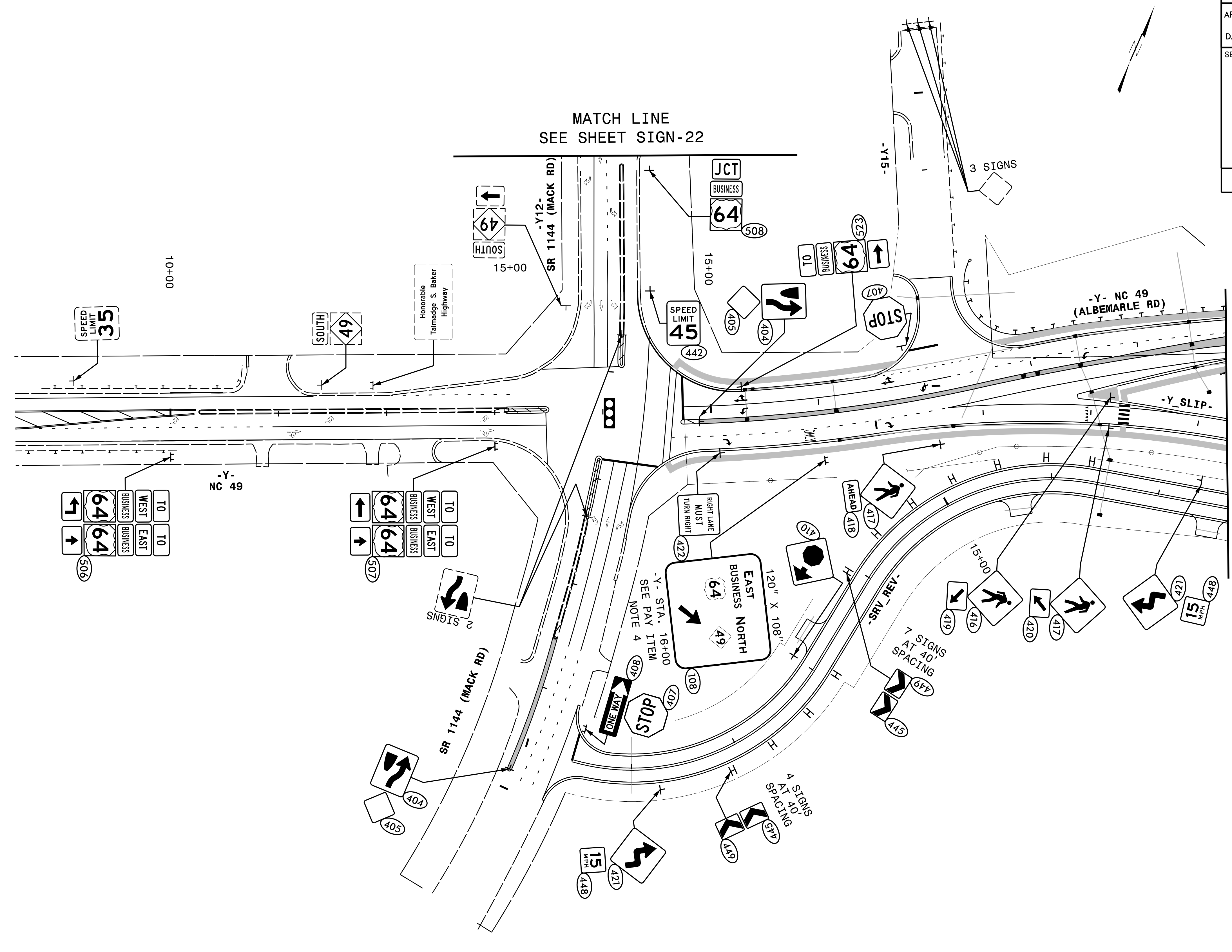
TIP NO. U-5813	SHEET NO. SIGN-25
APPROVED <i>Andrew D. Klinsiek</i> <small>ESD78F8459E44B</small>	
DATE: 5/21/2024	
SEAL 	
DOCUMENT NOT CONSIDERED FINAL UNLESS ALL SIGNATURES COMPLETED	



HNTB
 HNTB NORTH CAROLINA, P.C.
 343 E. Six Forks Road, Suite 200
 Raleigh, North Carolina 27609
 NC License No: C-1554
 (919) 546-8997

PROPOSED SIGNING
-L- STA. 120+00 TO 129+34.14

TIP NO. U-5813	SHEET NO. SIGN-26
APPROVED <i>Andrew D. Klinsiek</i> <small>ESD78F8459E44B</small>	
DATE: 5/21/2024	
SEAL 	
DOCUMENT NOT CONSIDERED FINAL UNLESS ALL SIGNATURES COMPLETED	




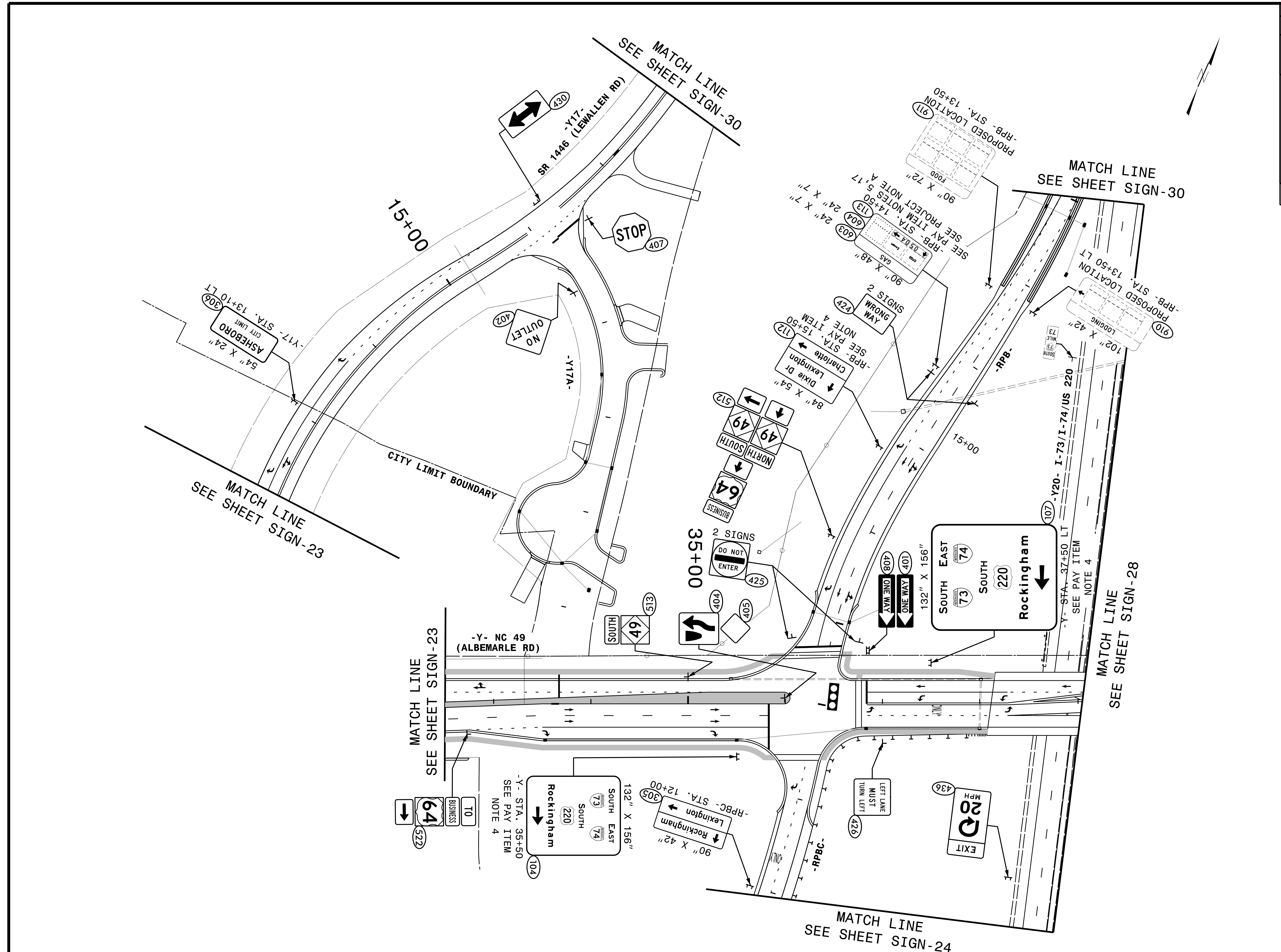
MATCH LINE
SEE SHEET SIGN-22

MATCH LINE
SEE SHEET SIGN-23

HNTB
 HNTB NORTH CAROLINA, P.C.
 343 E. Six Forks Road, Suite 200
 Raleigh, North Carolina 27609
 NC License No: C-1554
 (919) 546-8997


PROPOSED SIGNING
-Y- STA. 8+50 TO 20+00

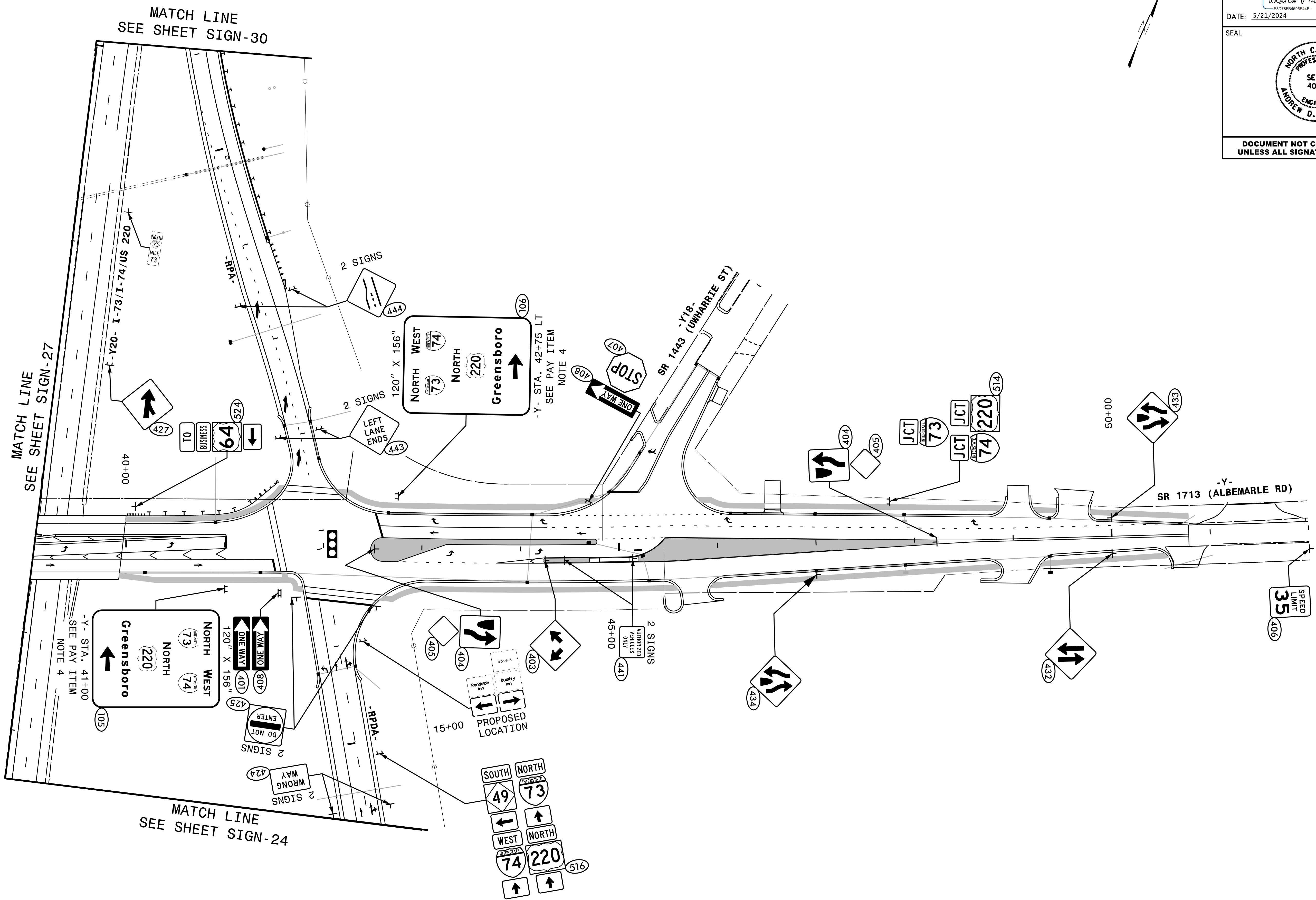
TIP NO. U-5813	SHEET NO. SIGN-27
APPROVED <i>Andrew D. Hinkley</i> ESD7878459E44B	
DATE: 5/21/2024	
SEAL 	
DOCUMENT NOT CONSIDERED FINAL UNLESS ALL SIGNATURES COMPLETED	



HNTB
 HNTB NORTH CAROLINA, P.C.
 343 E. Six Forks Road, Suite 200
 Raleigh, North Carolina 27609
 NC License No: C-1554
 (919) 546-8997


PROPOSED SIGNING
-Y- STA. 32+50 TO 39+00
AND I-73/I-74/US 220

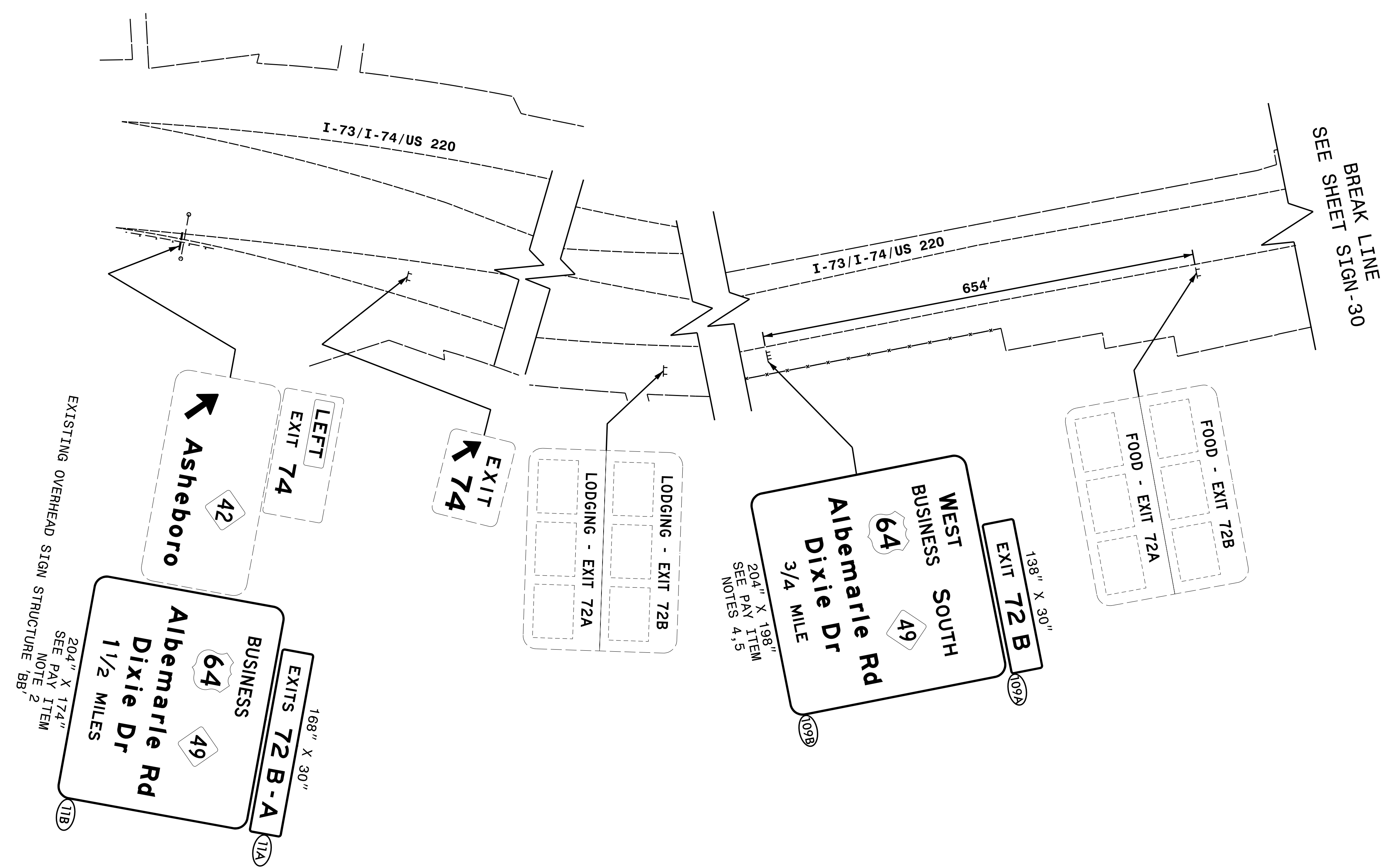
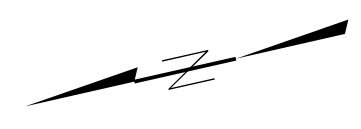
TIP NO. U-5813	SHEET NO. SIGN-28
APPROVED <i>Andrew D. Klinsiek</i> <small>ESD7878459E44B</small>	
DATE: 5/21/2024	
SEAL 	
DOCUMENT NOT CONSIDERED FINAL UNLESS ALL SIGNATURES COMPLETED	



HNTB
 HNTB NORTH CAROLINA, P.C.
 343 E. Six Forks Road, Suite 200
 Raleigh, North Carolina 27609
 NC License No: C-1554
 (919) 546-8997


PROPOSED SIGNING
-Y- STA. 39+00 TO 52+00
AND I-73/I-74/US 220

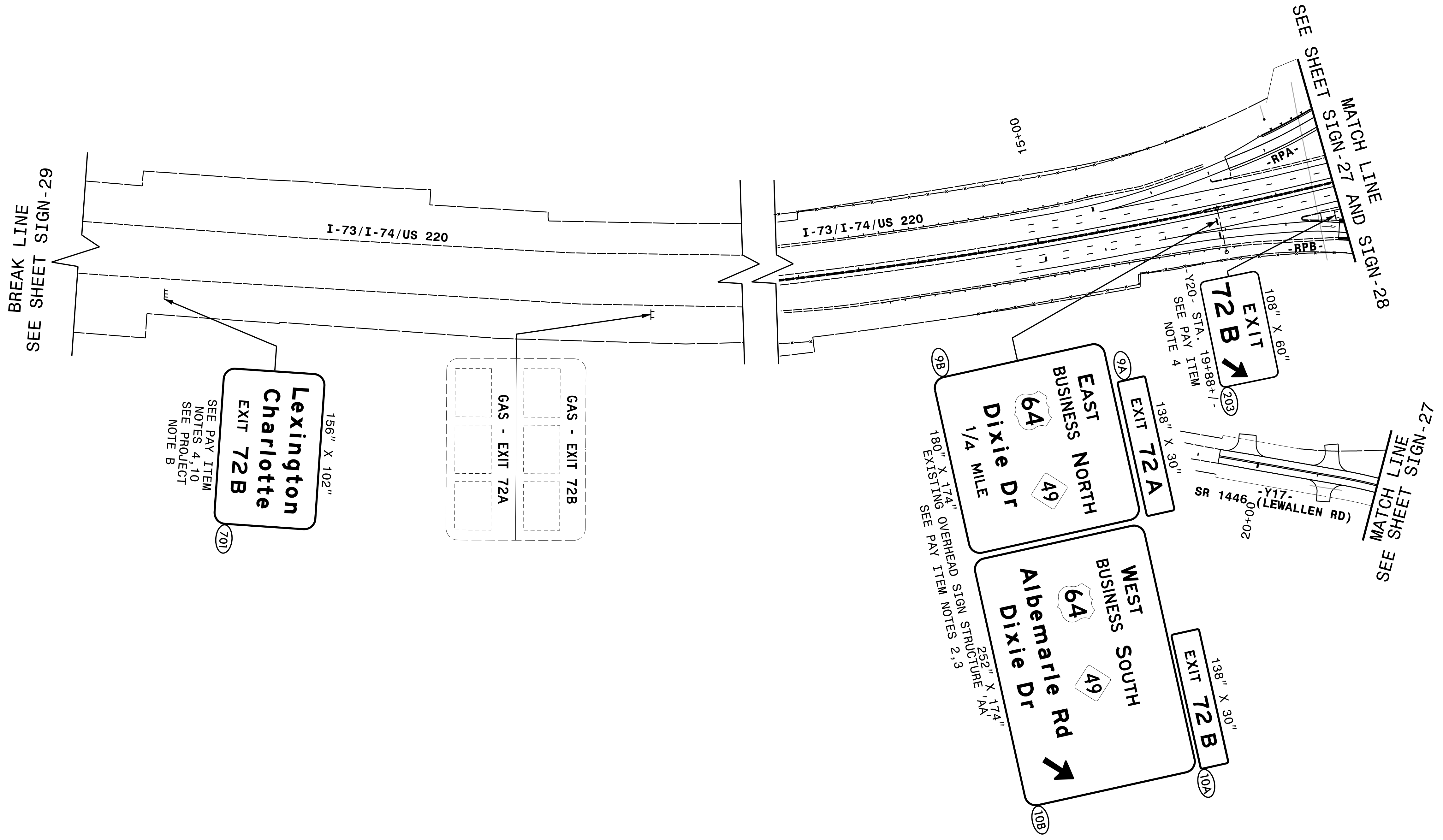
TIP NO. U-5813	SHEET NO. SIGN-29
APPROVED <i>Andrew D. Klinsiek</i> ESD78F8459E44B	
DATE: 5/21/2024	
SEAL	
	
DOCUMENT NOT CONSIDERED FINAL UNLESS ALL SIGNATURES COMPLETED	



HNTB
 HNTB NORTH CAROLINA, P.C.
 343 E. Six Forks Road, Suite 200
 Raleigh, North Carolina 27609
 NC License No: C-1554
 (919) 546-8997

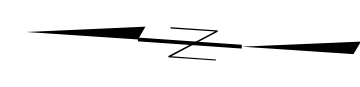
PROPOSED SIGNING
I-73/I-74/US 220


TIP NO. U-5813	SHEET NO. SIGN-30
APPROVED <i>Andrew D. Klinsiek</i> ESD78F8459E44B	
DATE: 5/21/2024	
SEAL 	
DOCUMENT NOT CONSIDERED FINAL UNLESS ALL SIGNATURES COMPLETED	

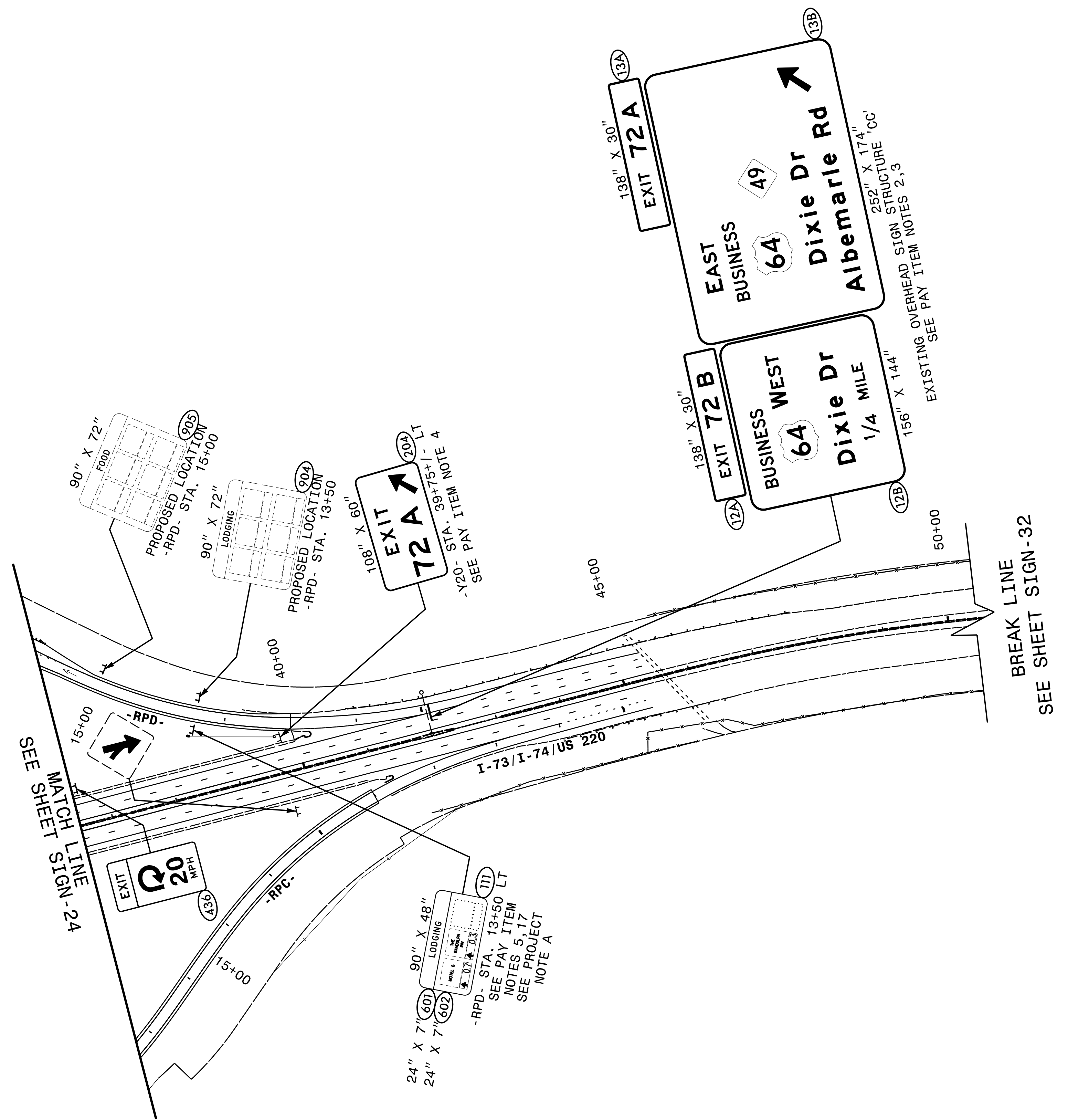


HNTB
 HNTB NORTH CAROLINA, P.C.
 343 E. Six Forks Road, Suite 200
 Raleigh, North Carolina 27609
 NC License No: C-1554
 (919) 546-8997

PROPOSED SIGNING
I-73/I-74/US 220



TIP NO. U-5813	SHEET NO. SIGN-31
APPROVED <i>Andrew D. Klinkiek</i> E307878459E44B	
DATE: 5/21/2024	
SEAL	
	
DOCUMENT NOT CONSIDERED FINAL UNLESS ALL SIGNATURES COMPLETED	




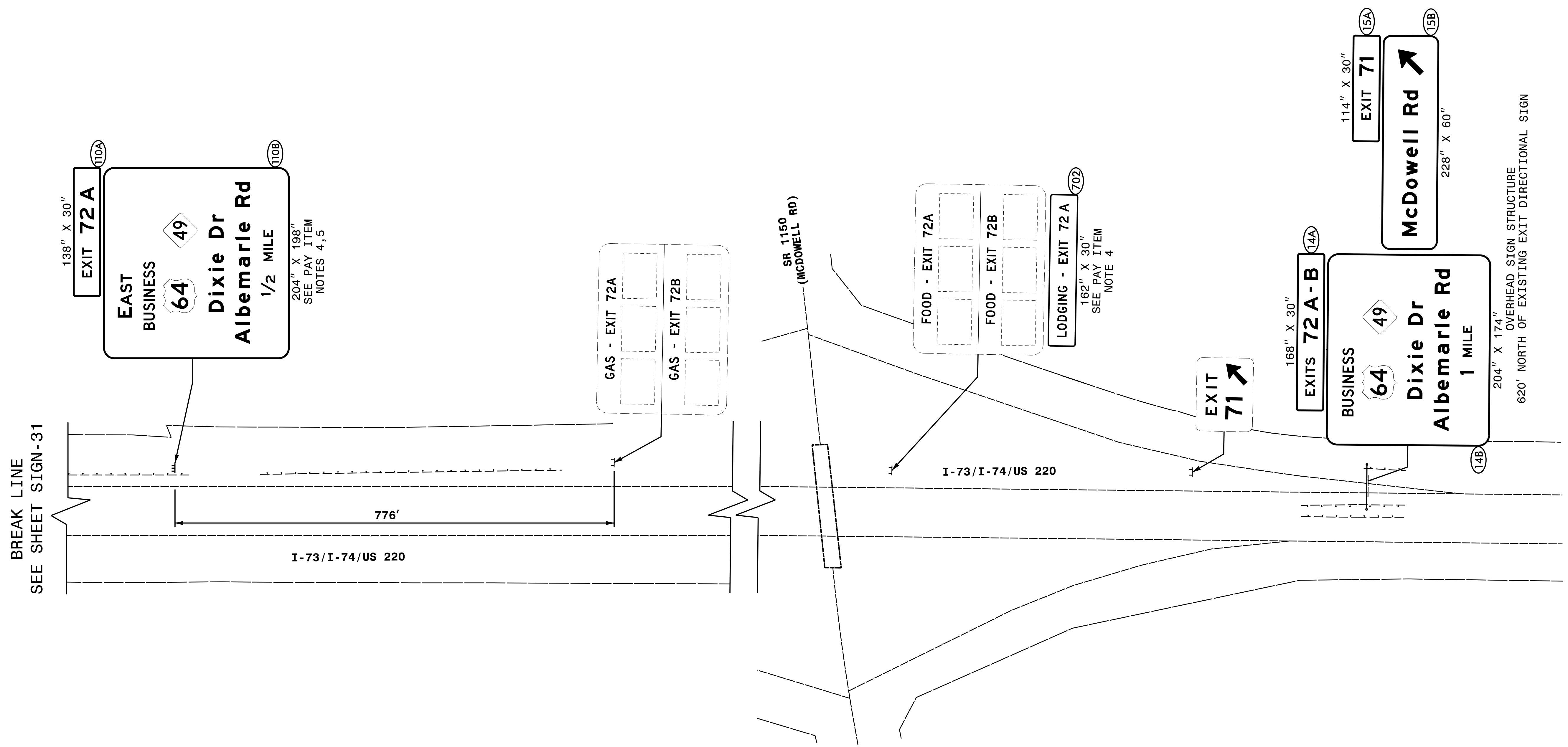
24" X 7" (601)
24" X 7" (602)
90" X 48"
LOADING
-RPD- STA. 13+50 LT
SEE PAY ITEM
NOTES 5, 17
SEE PROJECT
NOTE A

156" X 144"
EXISTING OVERHEAD SIGN STRUCTURE 'CC'
SEE PAY ITEM NOTES 2, 3

SEE SHEET SIGN-24
MATCH LINE

BREAK LINE
SEE SHEET SIGN-32

TIP NO. U-5813	SHEET NO. SIGN-32
APPROVED <i>Andrew D. Klinsiek</i> <small>ESD7878459E44B</small>	
DATE: 5/21/2024	
SEAL 	
DOCUMENT NOT CONSIDERED FINAL UNLESS ALL SIGNATURES COMPLETED	



BREAK LINE
SEE SHEET SIGN-31

I-73/I-74/US 220

776'

SR 1150
(MCDOWELL RD)

I-73/I-74/US 220

OVERHEAD SIGN STRUCTURE
620' NORTH OF EXISTING EXIT DIRECTIONAL SIGN