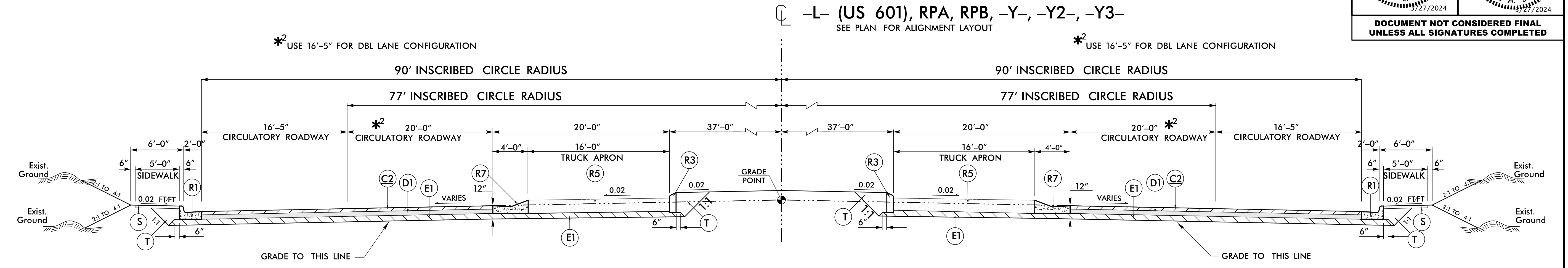


6/27/24

TGS ENGINEERS
 201 W. MARION ST, STE 200
 SHELBY, NC 28150
 PH (704) 476-0003
 CORP. LICENSE NO.: C-0275

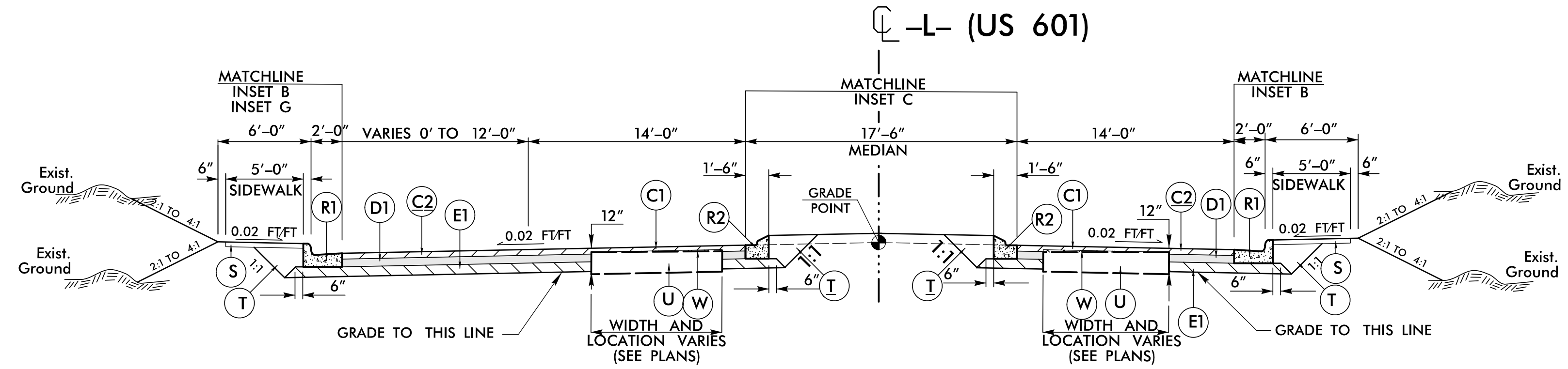
PROJECT REFERENCE NO. U-5809	SHEET NO. 2A-2
ROADWAY DESIGN ENGINEER JOSUALTON JOSEPH 35018	PAVEMENT DESIGN ENGINEER KAGEALLAN RAMMIE A. SHAW 049851
DOCUMENT NOT CONSIDERED FINAL UNLESS ALL SIGNATURES COMPLETED	



PAVEMENT SCHEDULE	
C1	1 1/2" S9.5C
C2	3" S9.5C
D1	4" I19.5C
E1	5" B25.0C
R1	2'-6" C & G
R2	1'-6" C & G
R3	9"x18" CURB
R4	5" MCI (KEYED-IN)
R5	12" CONCRETE TRUCK APRON
R6	8"x12" CURB
RZ	EXPRESSWAY GUTTER
S	4" SIDEWALK
T	EARTH MATERIAL
U	EXISTING PAVEMENT
W	WEDGING

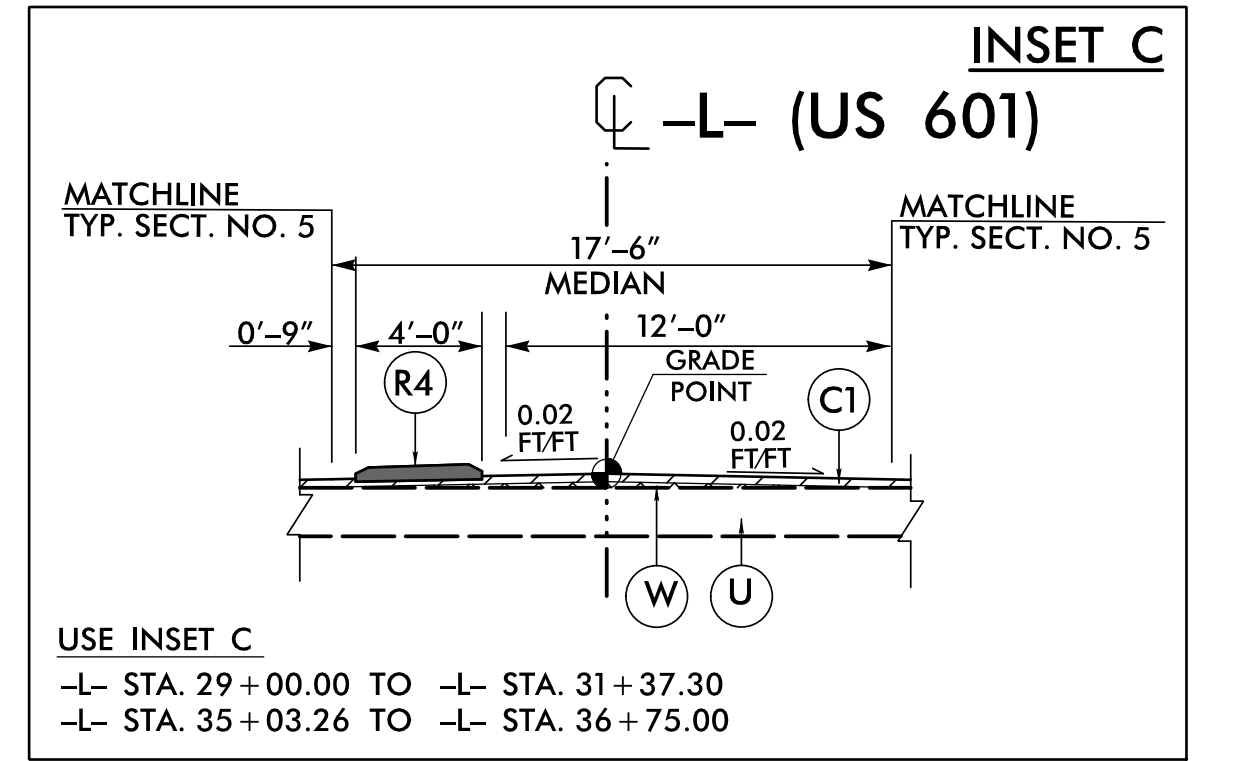
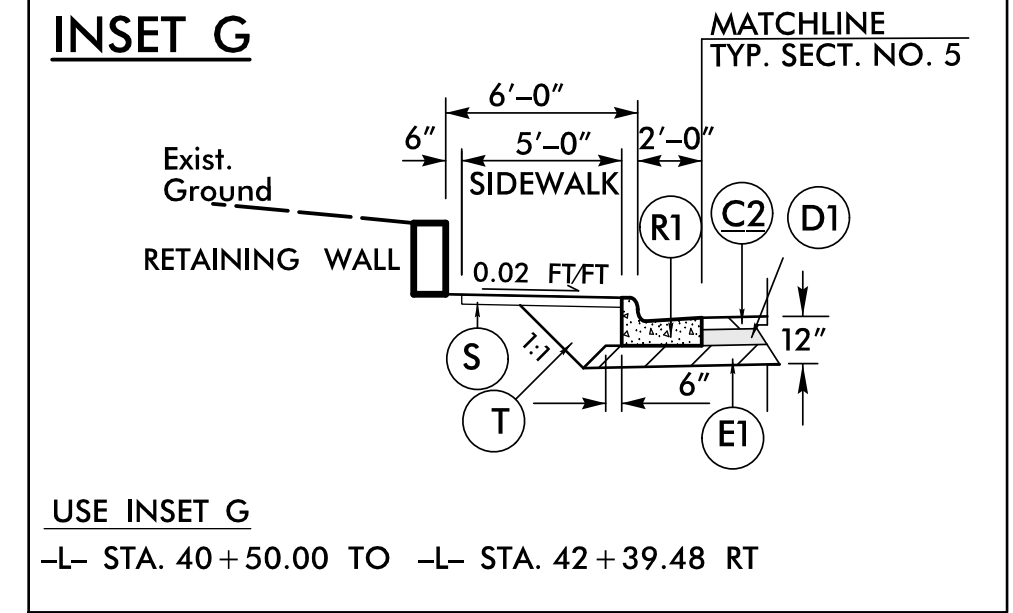
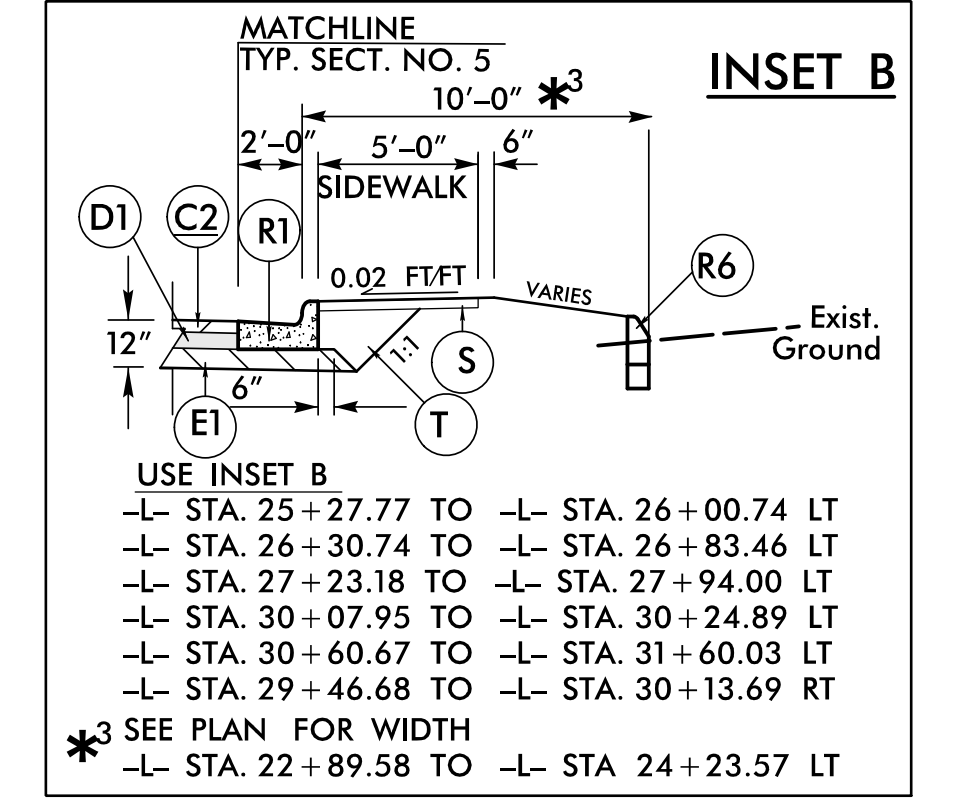
TYPICAL SECTION NO. 4
 USE TYPICAL SECTION NO. 4
 -L- STA. 19+50.10 TO -L- STA. 21+04.10
 -L- STA. 32+21.94 TO -L- STA. 33+75.94
 RPA STA. 10+00.00 TO RPA STA. 11+07.66
 RPB STA. 13+16.13 TO RPB STA. 13+93.13
 -Y- STA. 10+00.00 TO -Y- STA. 10+83.48
 -Y2- 13+95.05 TO -Y2- STA. 14+97.71
 -Y3- STA. 10+00.00 TO -Y3- STA. 10+90.00

NOTE: TRANSITION BETWEEN TYP. SECT. NO. 4 AND TYP. SECT. NO. 5 AS FOLLOWS:
 -L- STA. 21+04.10 TO -L- STA. 21+91.06
 -L- STA. 31+37.30 TO -L- STA. 32+21.94
 -L- STA. 33+75.94 TO -L- STA. 35+03.26



TYPICAL SECTION NO. 5
 USE TYPICAL SECTION NO. 5
 -L- STA. 21+91.06 TO -L- STA. 31+37.30
 -L- STA. 35+03.26 TO -L- STA. 42+44.00 (MIRRORED)

NOTE: TRANSITION BETWEEN TYP. SECT. NO. 5 AND TYP. SECT. NO. 2 AS FOLLOWS:
 -L- STA. 42+44.00 TO -L- STA. 42+96.72



3/27/2024
 X:\NCDD\U-5809\Roadway\Proj\U-5809_Rdy_typ.dgn
 User: jacob.t.t