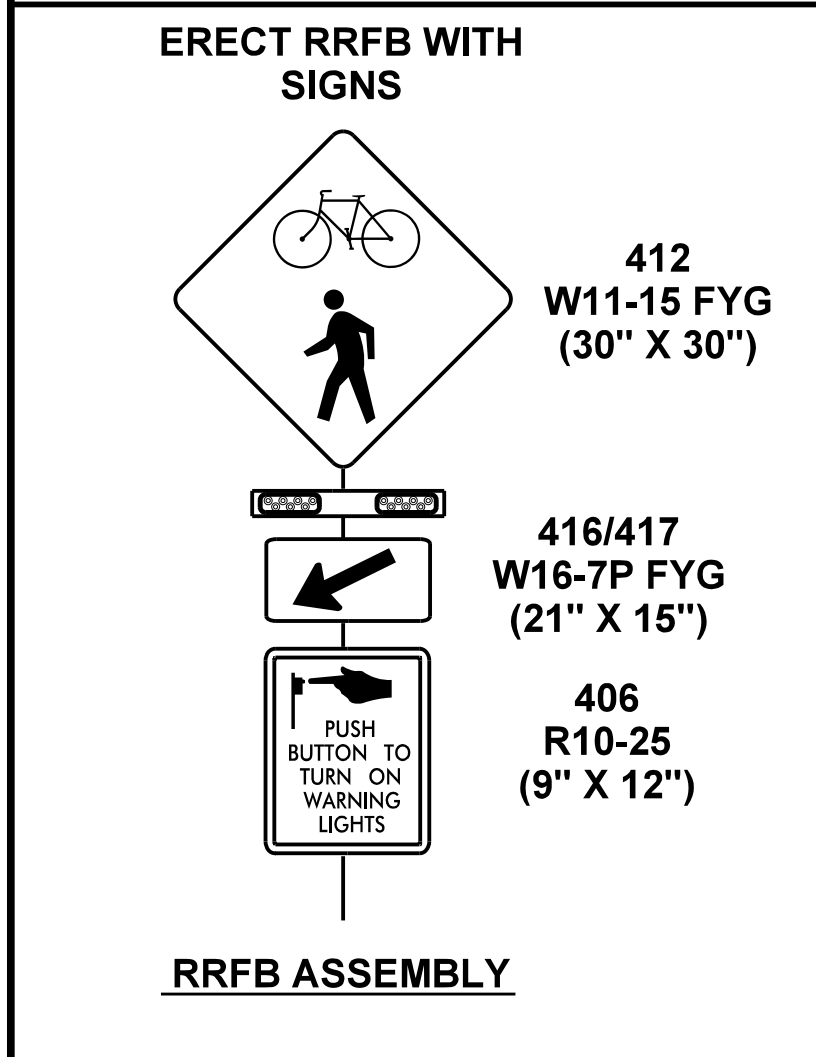
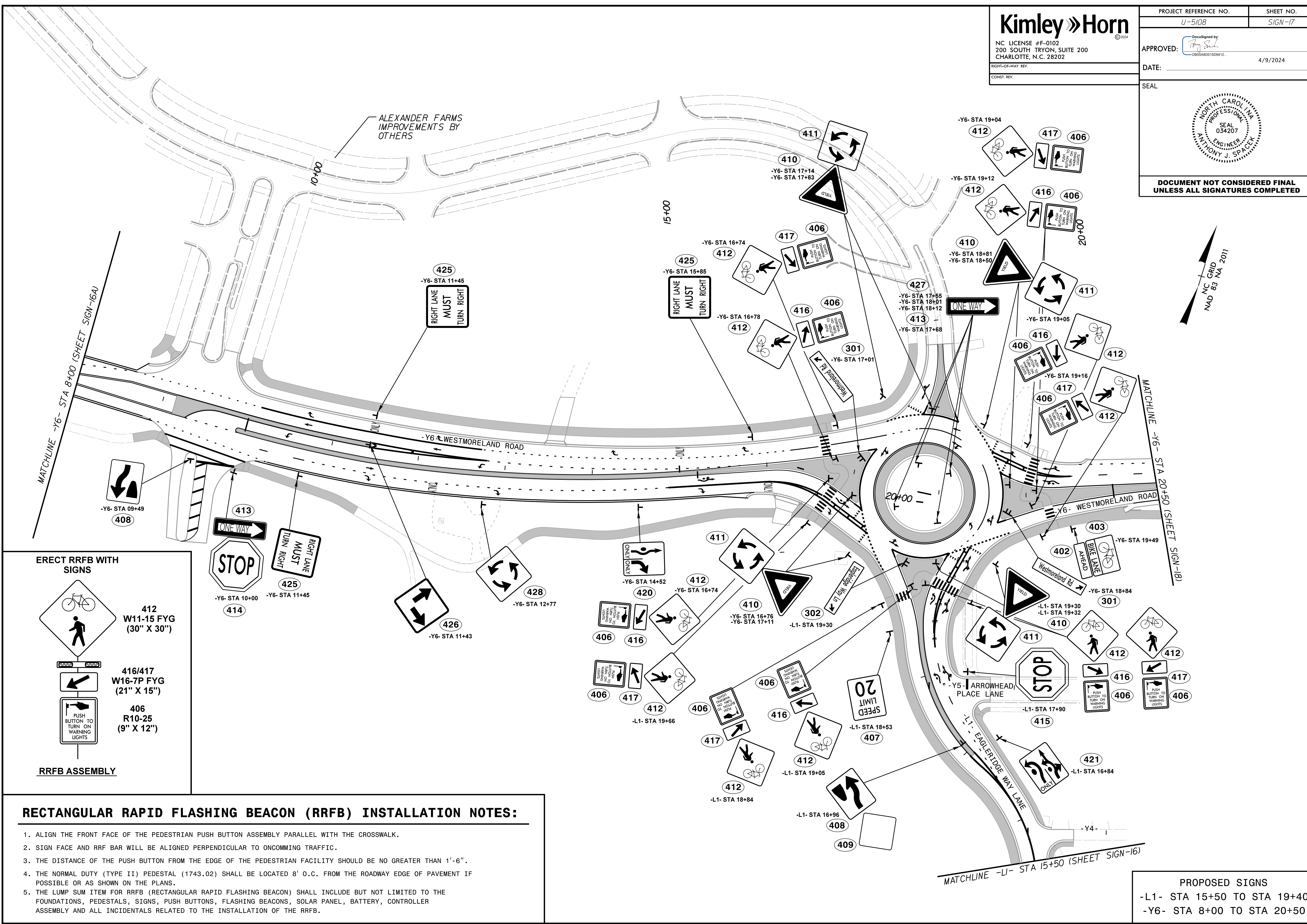
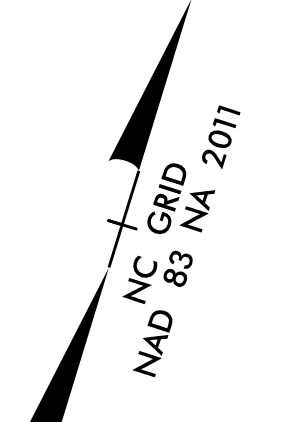


**DOCUMENT NOT CONSIDERED FINAL
UNLESS ALL SIGNATURES COMPLETED**



- RECTANGULAR RAPID FLASHING BEACON (RRFB) INSTALLATION NOTES:**
1. ALIGN THE FRONT FACE OF THE PEDESTRIAN PUSH BUTTON ASSEMBLY PARALLEL WITH THE CROSSWALK.
 2. SIGN FACE AND RRF BAR WILL BE ALIGNED PERPENDICULAR TO ONCOMING TRAFFIC.
 3. THE DISTANCE OF THE PUSH BUTTON FROM THE EDGE OF THE PEDESTRIAN FACILITY SHOULD BE NO GREATER THAN 1'-6".
 4. THE NORMAL DUTY (TYPE II) PEDESTAL (1743.02) SHALL BE LOCATED 8' O.C. FROM THE ROADWAY EDGE OF PAVEMENT IF POSSIBLE OR AS SHOWN ON THE PLANS.
 5. THE LUMP SUM ITEM FOR RRFB (RECTANGULAR RAPID FLASHING BEACON) SHALL INCLUDE BUT NOT LIMITED TO THE FOUNDATIONS, PEDESTALS, SIGNS, PUSH BUTTONS, FLASHING BEACONS, SOLAR PANEL, BATTERY, CONTROLLER ASSEMBLY AND ALL INCIDENTALS RELATED TO THE INSTALLATION OF THE RRFB.

PROPOSED SIGNS
-L1- STA 15+50 TO STA 19+40
-Y6- STA 8+00 TO STA 20+50

K:\CHL_PRA\1036359 - U-5108 (Northcross)\DS\NT\Traffic\Signing\CADD\Pavement Marking Plans\U-5108_sgn-17.dgn 3/12/2024