
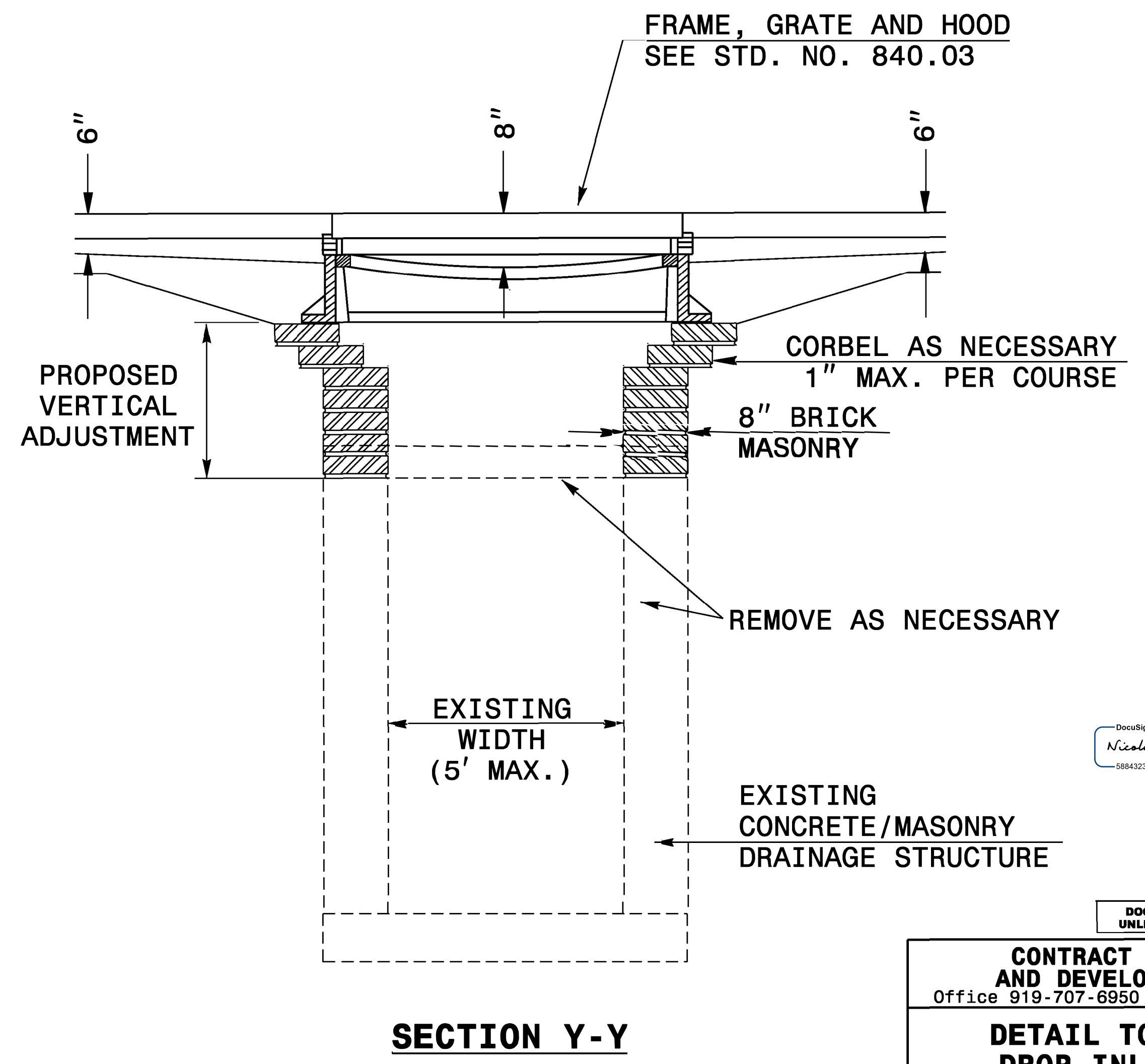
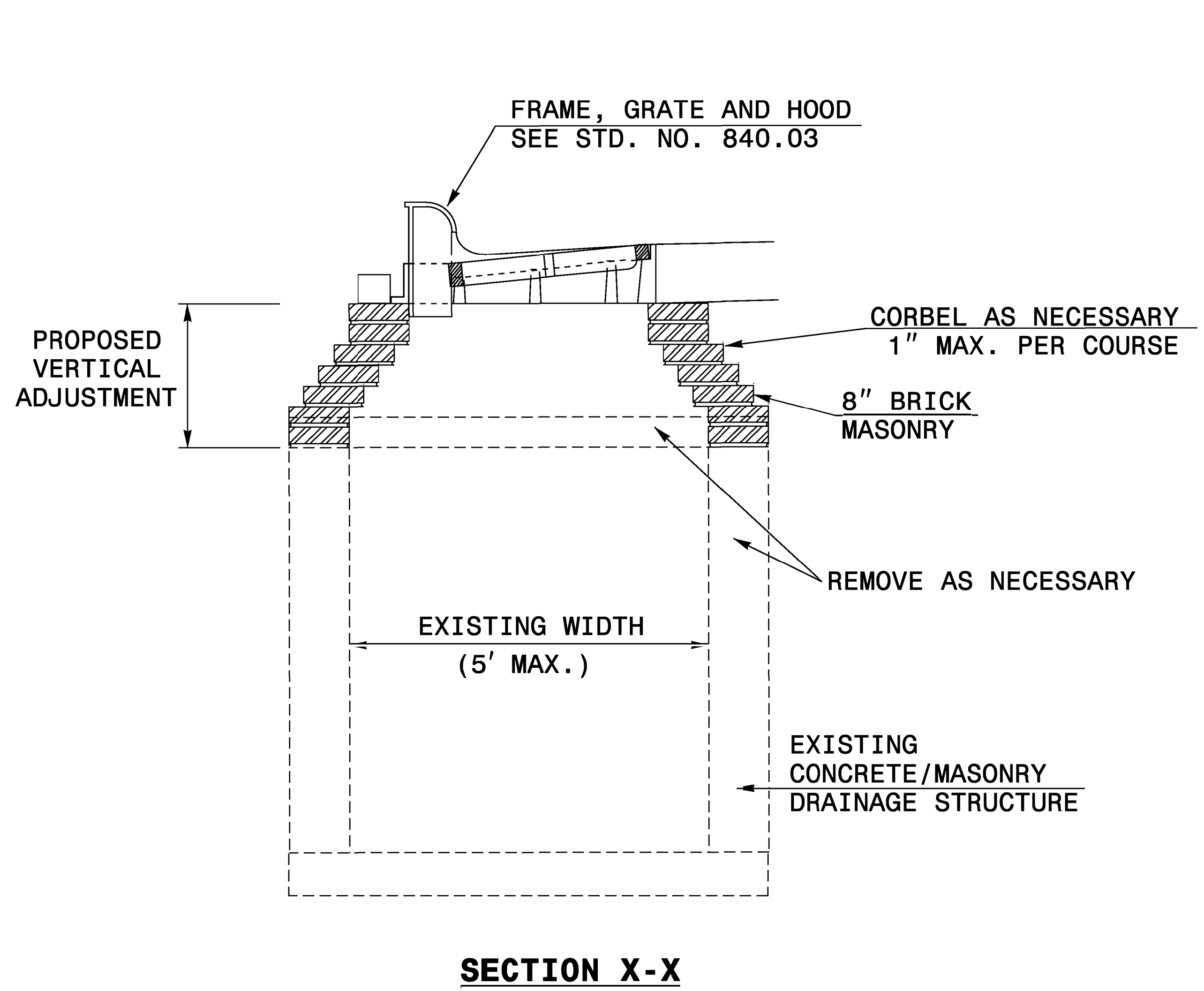


GENERAL NOTES:

- THE ROADWAY PLANS INDICATE STRUCTURES TO BE CONVERTED.
- AFTER REMOVAL, STORE GRATES AND FRAMES AS DIRECTED BY THE ENGINEER.
- 4" SOLID CLAY BRICK, JUMBO BRICK, CONCRETE, OR 4" SOLID CONCRETE BLOCK MAY BE USED FOR VERTICAL ADJUSTMENT OF THE STRUCTURE.
- CONVERT IN ACCORDANCE WITH SECTION 859 OF THE STANDARD SPECIFICATIONS.



DocuSigned by:
Nicole M. Heckler
5884323234164C5 4/12/2024

DOCUMENT NOT CONSIDERED FINAL
UNLESS ALL SIGNATURES COMPLETED

CONTRACT STANDARDS AND DEVELOPMENT UNIT
Office 919-707-6950 FAX 919-250-4119

DETAIL TO CONVERT DROP INLET OR JB TO CATCH BASIN

ORIGINAL BY: E.E. WARD DATE: 11-97
 MODIFIED BY: _____ DATE: _____
 CHECKED BY: _____ DATE: _____
 FILE SPEC.: D337:usr\details\stand\jbtocb.dgn

5/14/99
K:\CHL_PRA\01036359 - U-5108 (Northcross)\DS\Roadway\Proj\U-5108_rdy_psh_2B-2,2B-3,2C-1,2C-2.dgn
4/12/2024