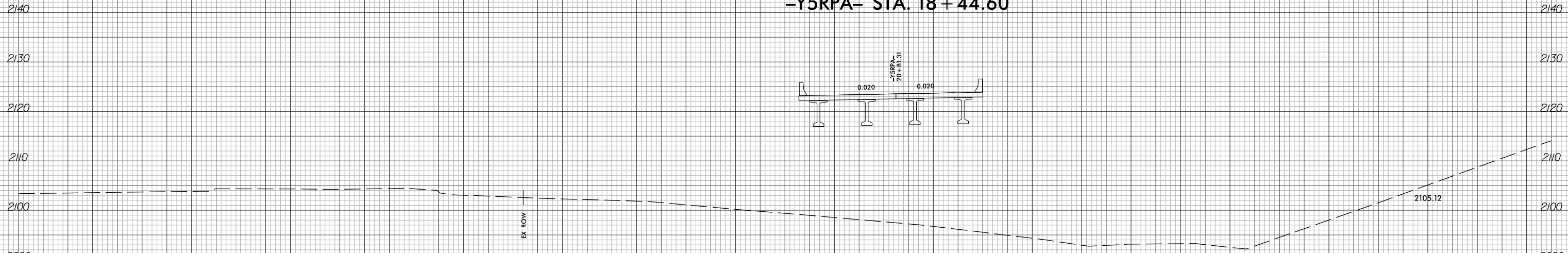
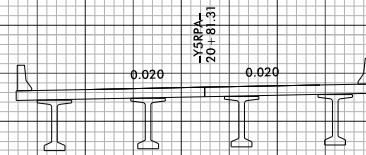
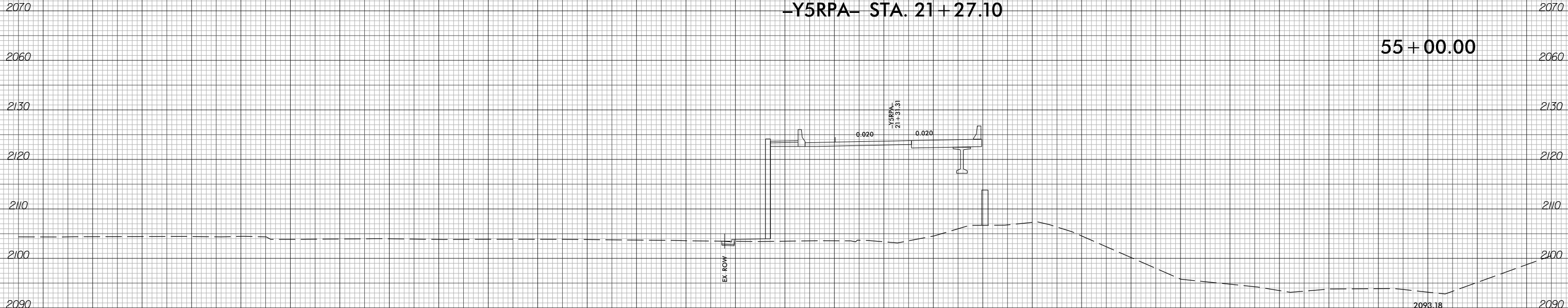
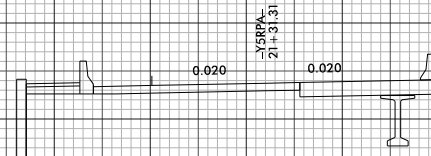


280 270 260 250 240 230 220 210 200 190 180 170 160 150 140 130 120 110 100 90 80 70 60 50 40 30 20 10 0 10 20

BEGIN BRIDGE
-Y5RPA- STA. 18 + 44.60



END BRIDGE
-Y5RPA- STA. 21 + 27.10



55 + 00.00

54 + 50.00

-Y 1/T-

280 270 260 250 240 230 220 210 200 190 180 170 160 150 140 130 120 110 100 90 80 70 60 50 40 30 20 10 0 10 20