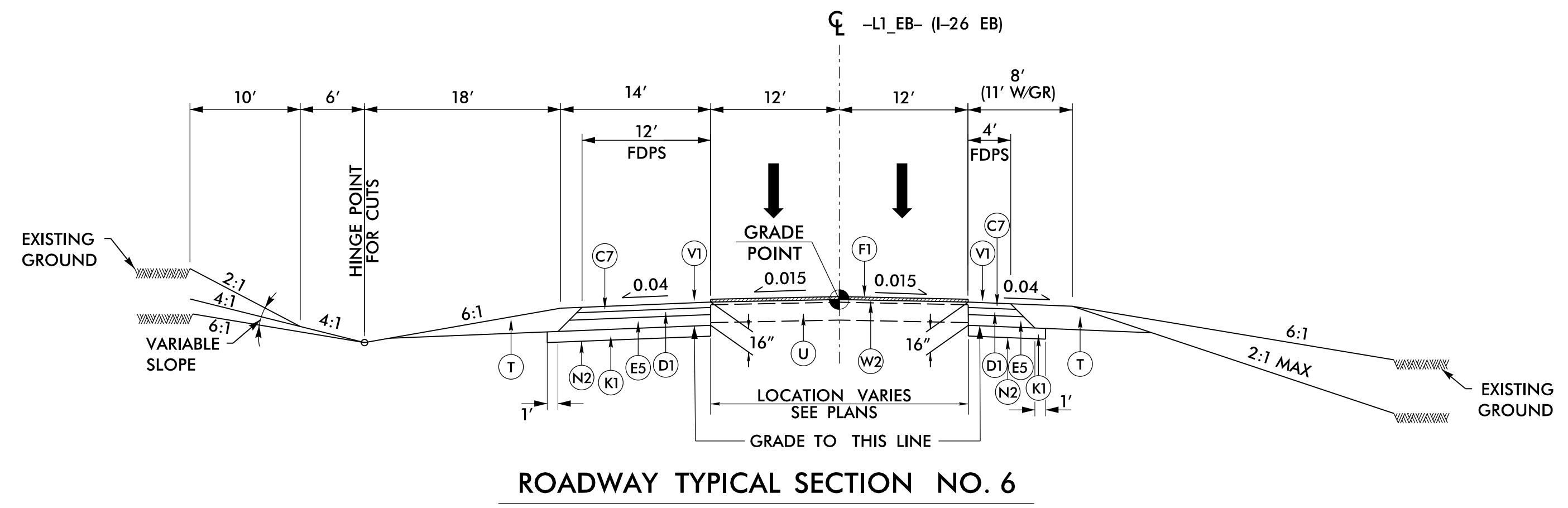


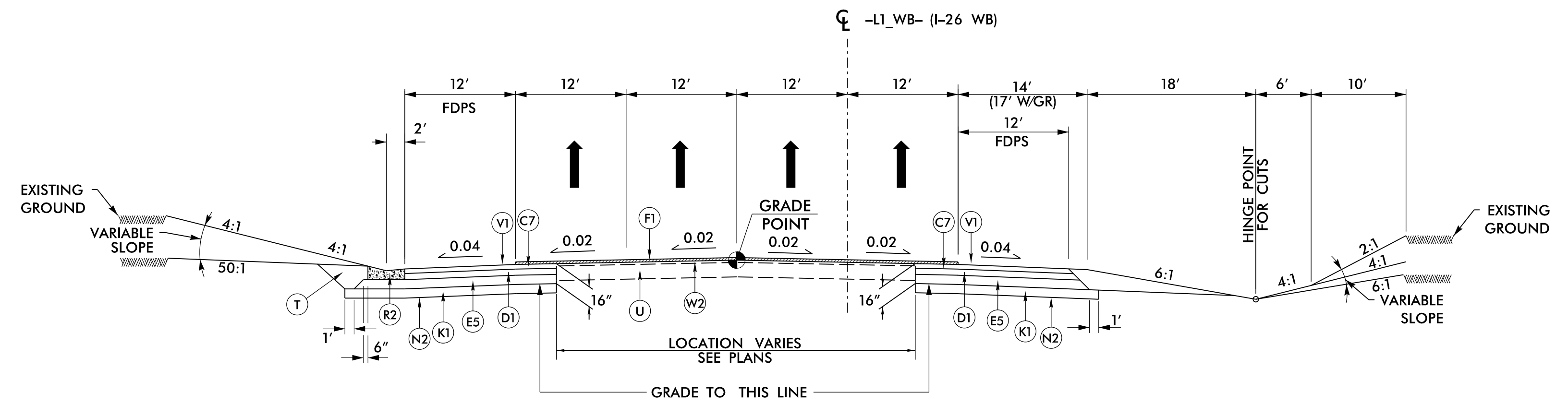
6/2/2024

PROJECT REFERENCE NO. 1-2513AA/AB	SHEET NO. 2A-3
ROADWAY DESIGN ENGINEER Barry Smith 2/8/2024	PAVEMENT DESIGN ENGINEER Joseph T. Holland 2/8/2024
<b>DOCUMENT NOT CONSIDERED FINAL UNLESS ALL SIGNATURES COMPLETED</b>	
KCI ASSOCIATES OF N.C., P.A. 4505 Falls of Neuse Road, Suite 400 Raleigh, NC 27609-4270 Phone (919) 783-9214 NC Firm License No. C-0764	



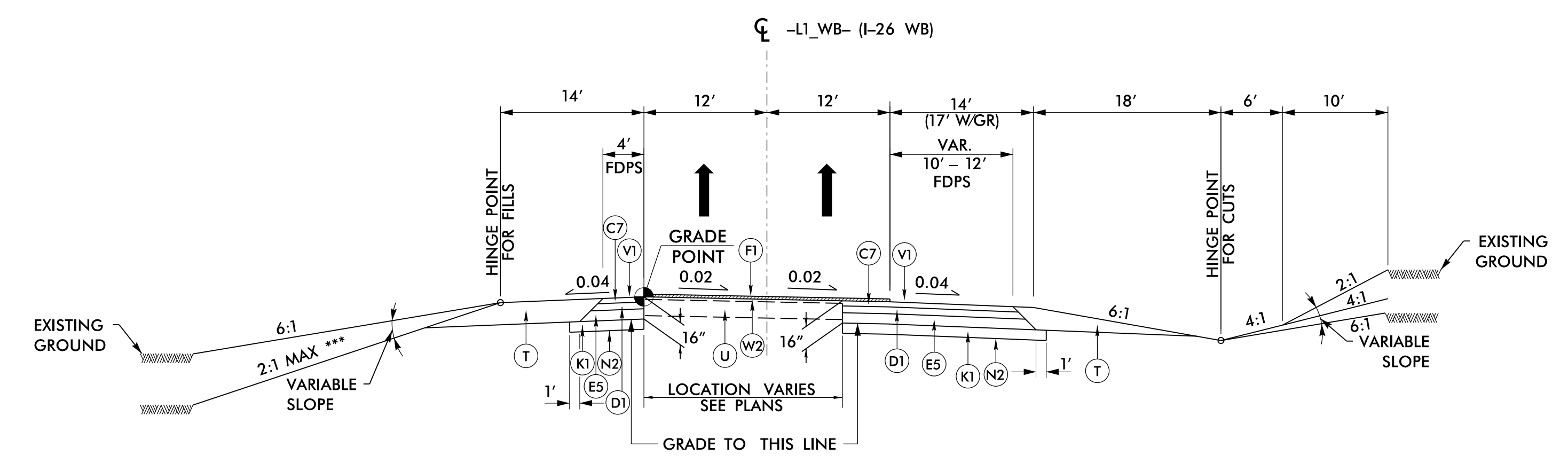
**ROADWAY TYPICAL SECTION NO. 6**

-L1\_EB- STA. 57+13.41 TO 66+10.00



**ROADWAY TYPICAL SECTION NO. 7**

-L1\_WB- STA. 47+50.00 TO 56+73.69



**ROADWAY TYPICAL SECTION NO. 8**

-L1\_WB- STA. 56+73.69 TO 66+00.00

\*\*\* USE 4:1 MAX SLOPES INSIDE INTERCHANGE

A1	12" PCC PAVE.
A2	14" CONC. PAVE.
C1	1 1/4" S9.5B
C2	1 1/2" S9.5B
C3	3" S9.5B
C4	1 1/2" S9.5C
C5	3" S9.5C
C6	1 1/2" S9.5D
C7	3" S9.5D
C8	VAR. S9.5D
D1	4" I19.0C
D2	VAR. I19.0C
D3	2 1/2" I19.0C
E1	3" B25.0C
E2	4" B25.0C
E3	6.5" B25.0C
E4	7" B25.0C
E5	9" B25.0C
E6	11.5" B25.0C
E7	VAR. B25.0C
F1	5/8" ULTRA-THIN
J1	8" ABC
J2	10" ABC
K1	8" CL IV SUB. STAB
N1	NONWOVEN GEO.
N2	GEO. SUB. STAB.
P1	PRIME COAT
R1	2'-6" C&G
R2	EXPRESS. GUTTER
R3	SH. BERM GUTTER
R4	PRECAST BARRIER
R5	4" CONC. COVER
T	EARTH MATERIAL
U	EXIST. PVMT.
U1	EXIST. C. PVMT.
U2	EXIST. A. PVMT.
V1	RUMBLE STRIPS
V2	1 1/2" MILLING
V3	VAR. MILLING
W1	WEDGING DET.#1
W2	WEDGING DET.#2

12/1/2023  
12:51:36 PM  
tulp.dgn