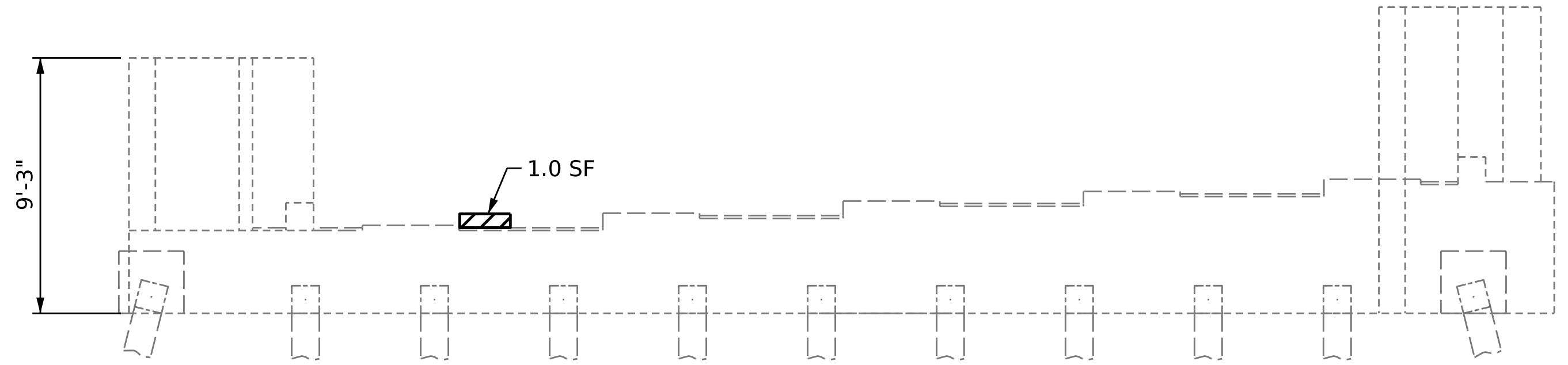
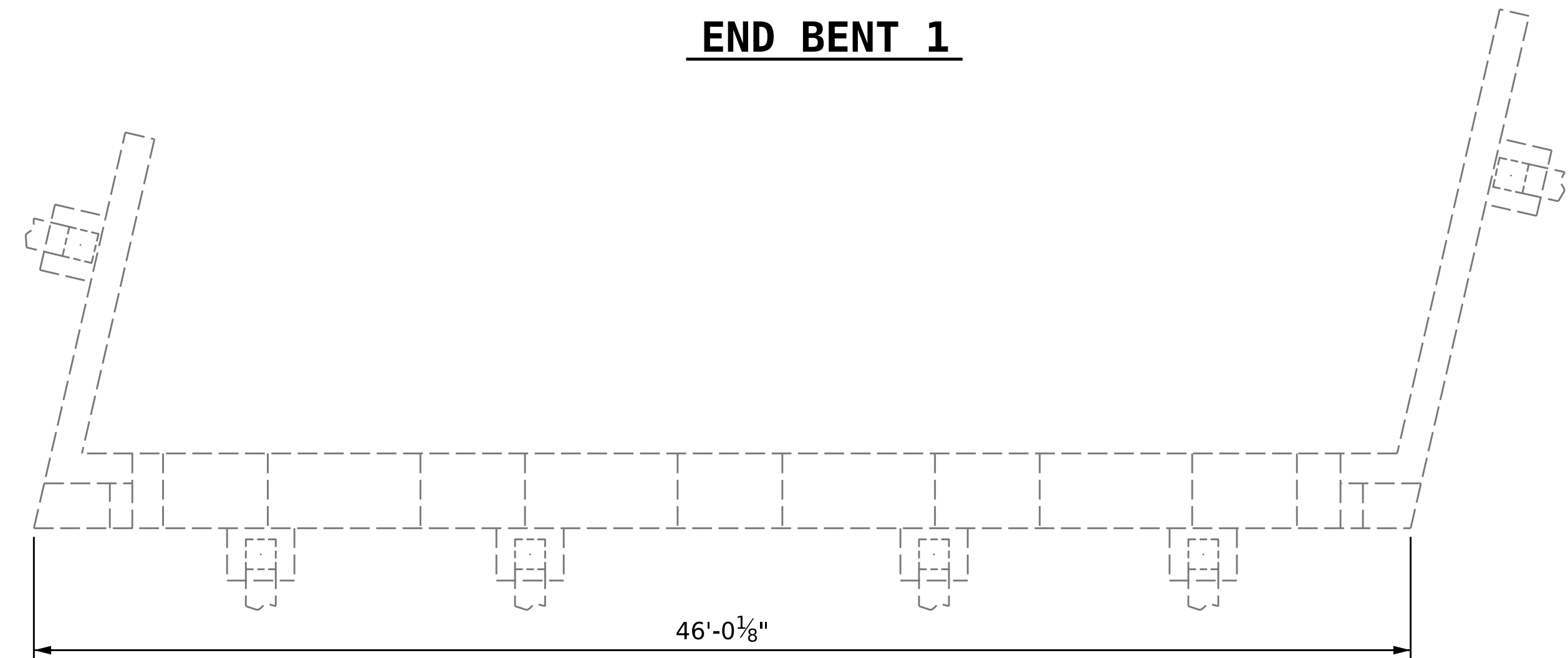


PLAN

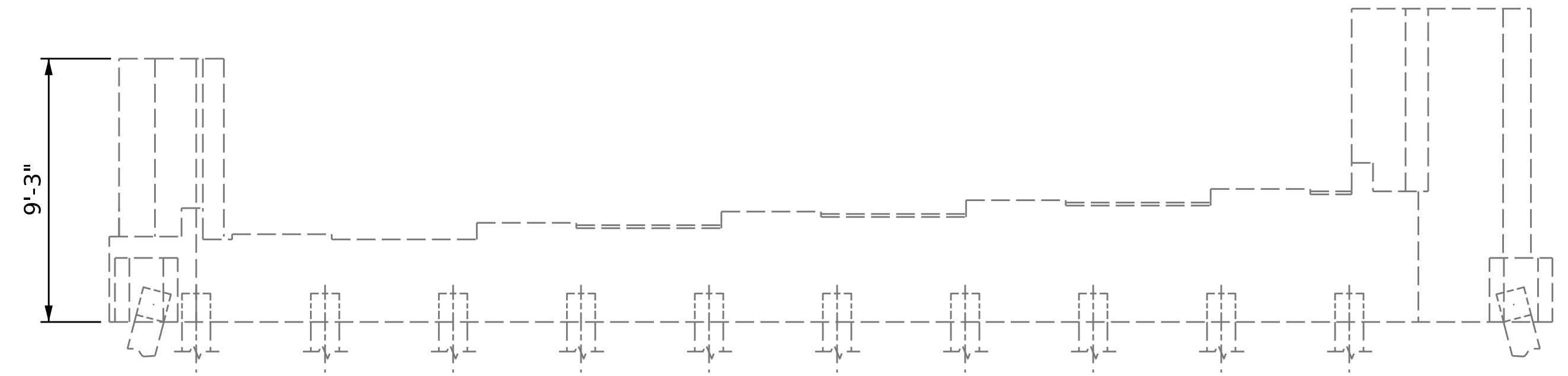


ELEVATION

END BENT 1



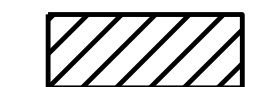

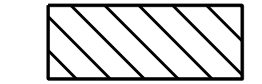

PLAN



ELEVATION

END BENT 2

REPAIR KEY

-  SHOTCRETE REPAIR AREA
-  CONCRETE REPAIR AREA
-  PREVIOUSLY ACCOUNTED FOR AREA
-  EPOXY RESIN INJECTION

SUBSTRUCTURE REPAIR QUANTITY TABLE

REPAIRS - END BENT 1 & 2	QUANTITIES			
	ESTIMATE		ACTUAL	
	AREA SF	VOLUME CF	AREA SF	VOLUME CF
SHOTCRETE REPAIRS				
CAP	0	0		
CURTAIN WALL	1.0	0.5		
WINGWALL				
CONCRETE REPAIRS				
CAP	0	0		
CURTAIN WALL	0	0		
WINGWALL				
EPOXY RESIN INJECTION				
		LINEAR FT		LINEAR FT
CAP		0		
CURTAIN WALL		0		
WINGWALL				

VALUES IN CHART REPRESENT ESTIMATED REPAIR TOTALS AFTER REMOVAL OF UNSOUND CONCRETE, MIN. OF 1" BEHIND REBAR AND MIN. 2" CLEAR TO SAWCUT. SEE REPAIR DETAILS.

NOTES

REPAIR LOCATIONS AND ESTIMATE OF QUANTITIES ARE GIVEN BASED ON THE BEST INFORMATION AVAILABLE. IF ADDITIONAL REPAIRS NOT SHOWN ON THE DRAWINGS ARE DEEMED NECESSARY BY THE ENGINEER, THE ENGINEER SHALL NOTE ON THE DRAWINGS THE APPROXIMATE LOCATION AND DESCRIPTION OF THE REPAIRS AND ENTER THE ACTUAL QUANTITIES INTO THE REPAIR QUANTITY TABLE.


CONCRETE REPAIRS MAYBE SUBSTITUTED IN LIEU OF SHOTCRETE REPAIRS WITH THE APPROVAL OF THE ENGINEER.

FOR SHOTCRETE REPAIRS, SEE SPECIAL PROVISIONS.

FOR CONCRETE REPAIRS, SEE SPECIAL PROVISIONS.

FOR EPOXY RESIN INJECTION, SEE SPECIAL PROVISIONS.

PROJECT NO. **HI-0017**
ROBESON COUNTY
 BRIDGE NO. **770447**



STATE OF NORTH CAROLINA
 DEPARTMENT OF TRANSPORTATION
 RALEIGH
**SUBSTRUCTURE
 END BENT 1 &
 END BENT 2**

NO.	REVISIONS			SHEET NO.
	BY:	DATE:	NO.	
1			3	S1-5
2			4	TOTAL SHEETS 6

DOCUMENT NOT CONSIDERED FINAL UNLESS ALL SIGNATURES COMPLETED

DRAWN BY : **J. BALDWIN** DATE : **08/2022**
 CHECKED BY : **G. AYES** DATE : **12/2022**
 DESIGN ENGINEER OF RECORD: _____ DATE : _____