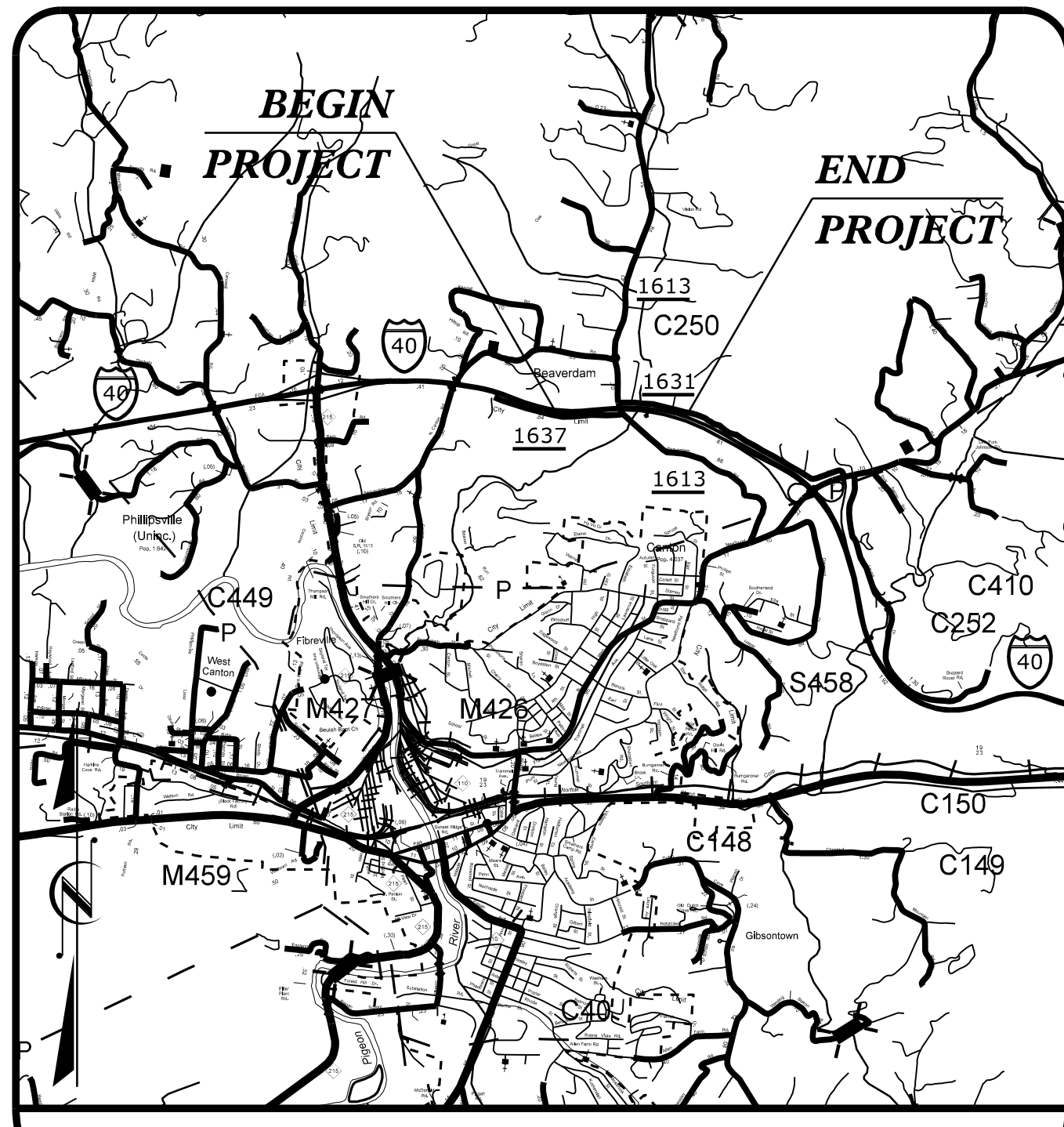


09.08/99

TIP PROJECT: HB-0002



VICINITY MAP

STATE OF NORTH CAROLINA
DIVISION OF HIGHWAYS


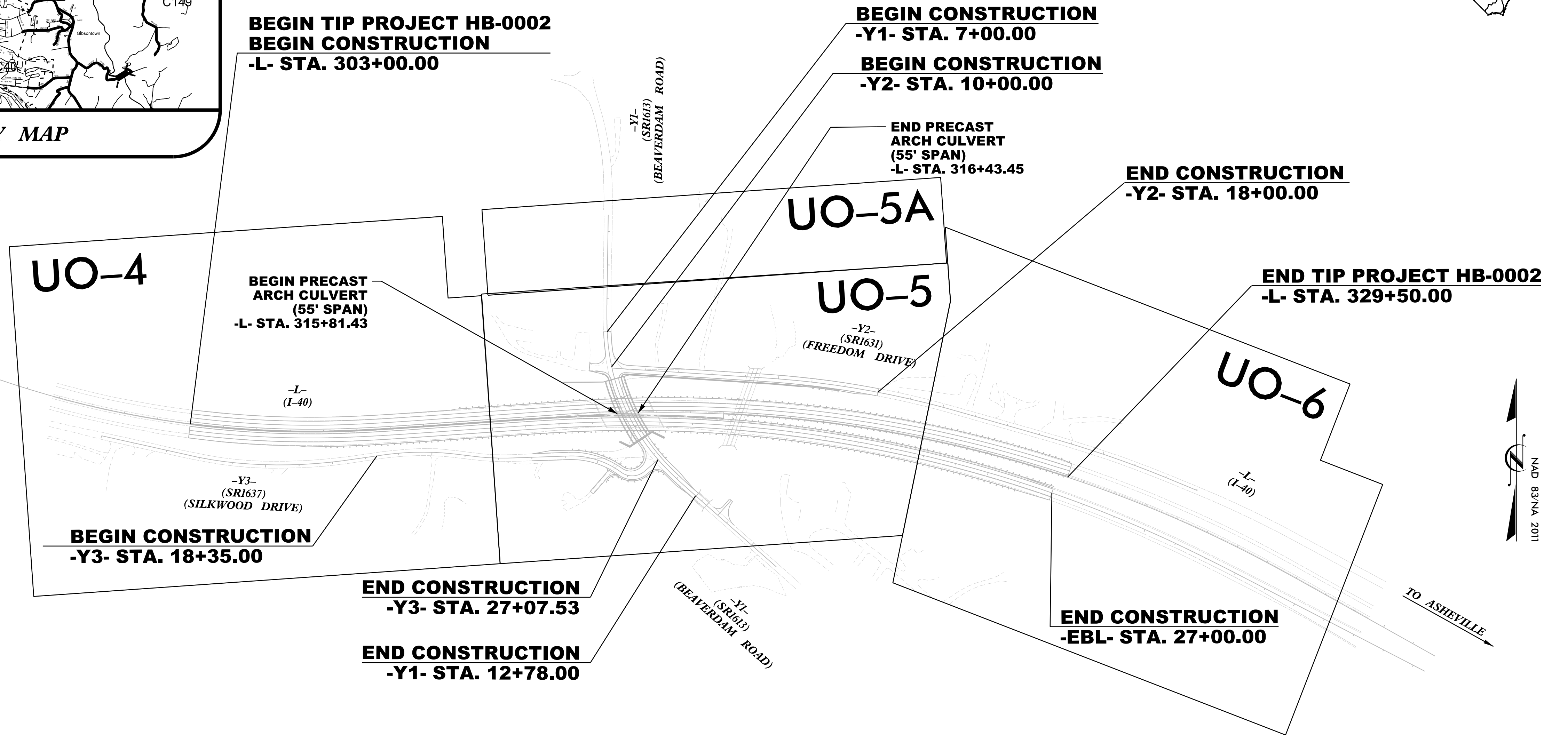
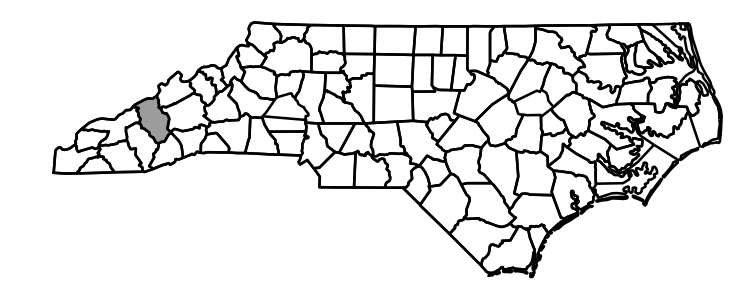
**UTILITIES BY OTHERS PLANS
HAYWOOD COUNTY**

LOCATION: BRIDGES 248 & 249 ON I-40 OVER
SR163 (BEAVERDAM ROAD)

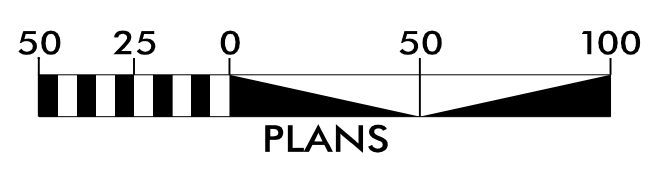
TYPE OF WORK: UTILITY RELOCATION BY OTHERS

T.I.P. NO.	SHEET NO.
HB-0002	UO-1

NOTE:
ALL UTILITY WORK SHOWN ON THIS SHEET WILL BE DONE BY OTHERS. NO PAYMENT WILL BE MADE TO THE CONTRACTOR FOR UTILITY WORK SHOWN ON THIS SHEET.



GRAPHIC SCALES



INDEX OF SHEETS

SHEET NO.:	DESCRIPTION:
UO-1	TITLE SHEET
UO-2	UTILITY SYMBOLOGY SHEET
UO-3	SHEET OMITTED
UO-4 THRU UO-6	UBO PLAN SHEETS

UTILITY OWNERS WITH CONFLICTS

- (A) COMMUNICATIONS - AT&T
- (B) COMMUNICATIONS - CHARTER
- (C) COMMUNICATIONS - NCDOT
- (D) GAS - DOMINION ENERGY
- (E) POWER - DUKE ENERGY


PREPARED IN THE OFFICE OF:



1223 Jones Franklin Rd.
Raleigh, N.C. 27606
License No. F-0377
Bus: 919 851 8077
Fax: 919 851 8107

TRANSPORTATION PLANNING/DESIGN - BRIDGE/STRUCTURE DESIGN - GIS/GPS
CIVIL/SITE DESIGN - CONSTRUCTION OBSERVATION - SURVEY/SUE - UTILITIES

PANKIL K. PATEL UTILITY PROJECT MANAGER
TREVER REEVES PROJECT UTILITY COORDINATOR



DIVISION OF HIGHWAYS
DIVISION 14
253 Webster Road
Sylva, NC, 28779

ZACH SHULER, PE BRIDGE PROGRAM MANAGER
ROBERT GOLDING DIVISION UTILITY ENGINEER

12/12/2023
I:\HB-0002-ut-fsh-U01-ps-h.dgn
USER:Reeves

ALL PROPOSED UTILITY WORK SHOWN ON THIS SHEET WILL BE DONE BY OTHERS. NO PAYMENT WILL BE MADE TO THE CONTRACTOR FOR PROPOSED UTILITY WORK SHOWN ON THIS SHEET.

UTILITIES PLAN SHEET SYMBOLS

PROPOSED WATER SYMBOLS

Water Line (Sized as Shown)	
11 1/4 Degree Bend	
22 1/2 Degree Bend	
45 Degree Bend	
90 Degree Bend	
Plug	
Tee	
Cross	
Reducer	
Gate Valve	
Butterfly Valve	
Tapping Valve	
Line Stop	
Line Stop with Bypass	
Blow Off	
Fire Hydrant	
Relocate Fire Hydrant	
Remove Fire Hydrant	REM FH
Water Meter	
Relocate Water Meter	
Remove Water Meter	REM WM
Water Pump Station	
RPZ Backflow Preventer	
DCV Backflow Preventer	
Relocate RPZ Backflow Preventer	
Relocate DCV Backflow Preventer	

PROPOSED SEWER SYMBOLS

Gravity Sewer Line (Sized as Shown)	
Force Main Sewer Line (Sized as Shown)	
Manhole (Sized per Note)	
Sewer Pump Station	

PROPOSED MISCELLANEOUS UTILITIES SYMBOLS

Power Pole	
Telephone Pole	
Joint Use Pole	
Telephone Pedestal	
Utility Line by Others (Type as Shown)	
Trenchless Installation	
Encasement by Open Cut	
Encasement	

Thrust Block	
Air Release Valve	
Utility Vault	
Concrete Pier	
Steel Pier	
Remove Pole	REM
Plan Note	
Pay Item Note	

EXISTING UTILITIES SYMBOLS

Power Pole	
Telephone Pole	
Joint Use Pole	
Utility Pole	
Utility Pole with Base	
H-Frame Pole	
Power Transmission Line Tower	
Water Manhole	
Power Manhole	
Telephone Manhole	
Sanitary Sewer Manhole	
Hand Hole for Cable	
Power Transformer	
Telephone Pedestal	
CATV Pedestal	
Gas Valve	
Gas Meter	
Located Miscellaneous Utility Object	
Abandoned According to Utility Records	AATUR
End of Information	E.O.I.

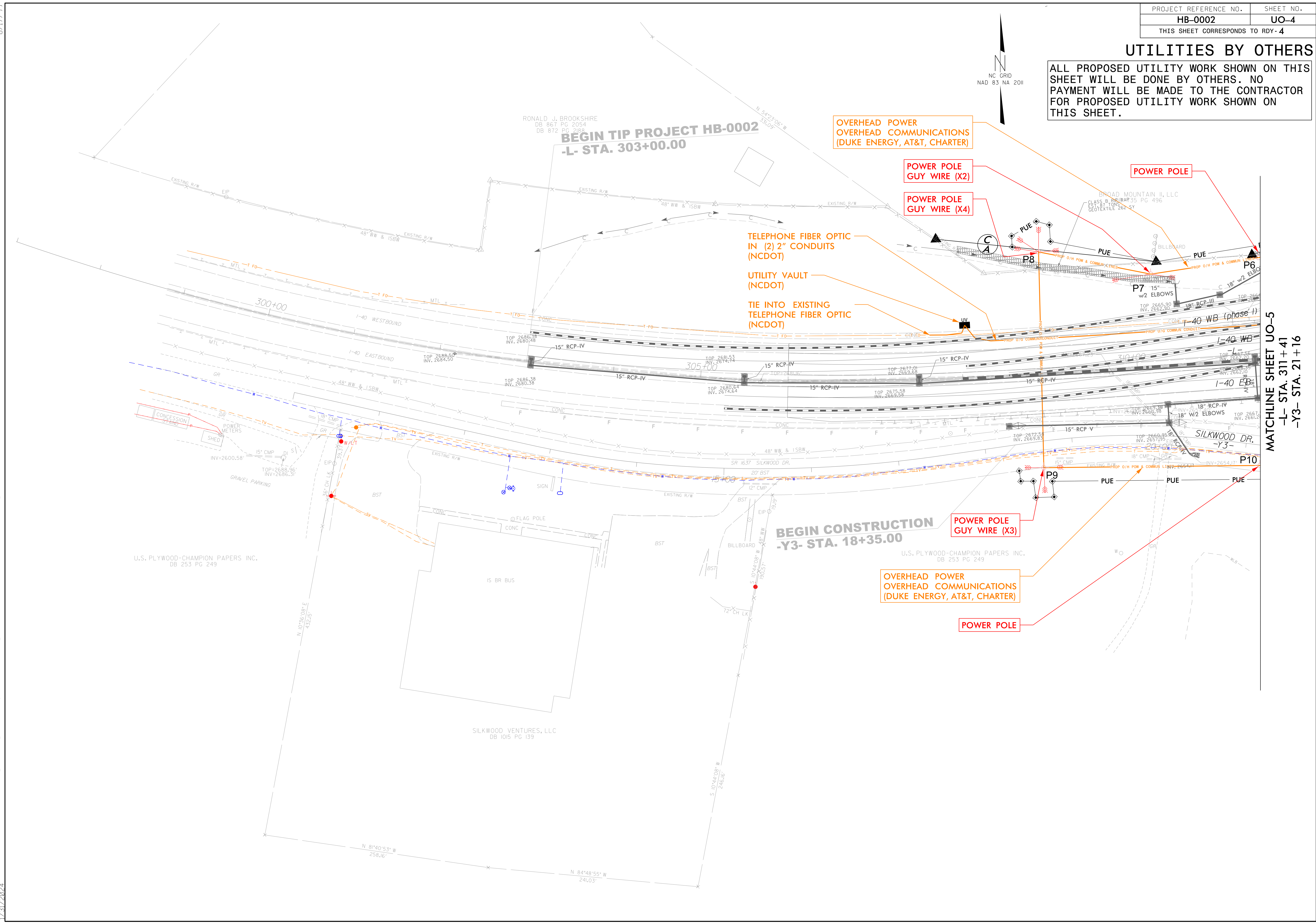
*Underground Power Line	
*Underground Telephone Cable	
*Underground Telephone Conduit	
*Underground Fiber Optics Telephone Cable	
*Underground TV Cable	
*Underground Fiber Optics TV Cable	
*Underground Gas Pipeline	
Aboveground Gas Pipeline	
*Underground Water Line	
Aboveground Water Line	
*Underground Gravity Sanitary Sewer Line	
Aboveground Gravity Sanitary Sewer Line	
*Underground SS Forced Main Line	
Underground Unknown Utility Line	
SUE Test Hole	
Water Meter	
Water Valve	
Fire Hydrant	
Sanitary Sewer Cleanout	

*For Existing Utilities
 Utility Line Drawn from Record (Type as Shown)
 Designated Utility Line (Type as Shown)

5/14/99
REV: 2/11/2012

UTILITIES BY OTHERS

ALL PROPOSED UTILITY WORK SHOWN ON THIS SHEET WILL BE DONE BY OTHERS. NO PAYMENT WILL BE MADE TO THE CONTRACTOR FOR PROPOSED UTILITY WORK SHOWN ON THIS SHEET.

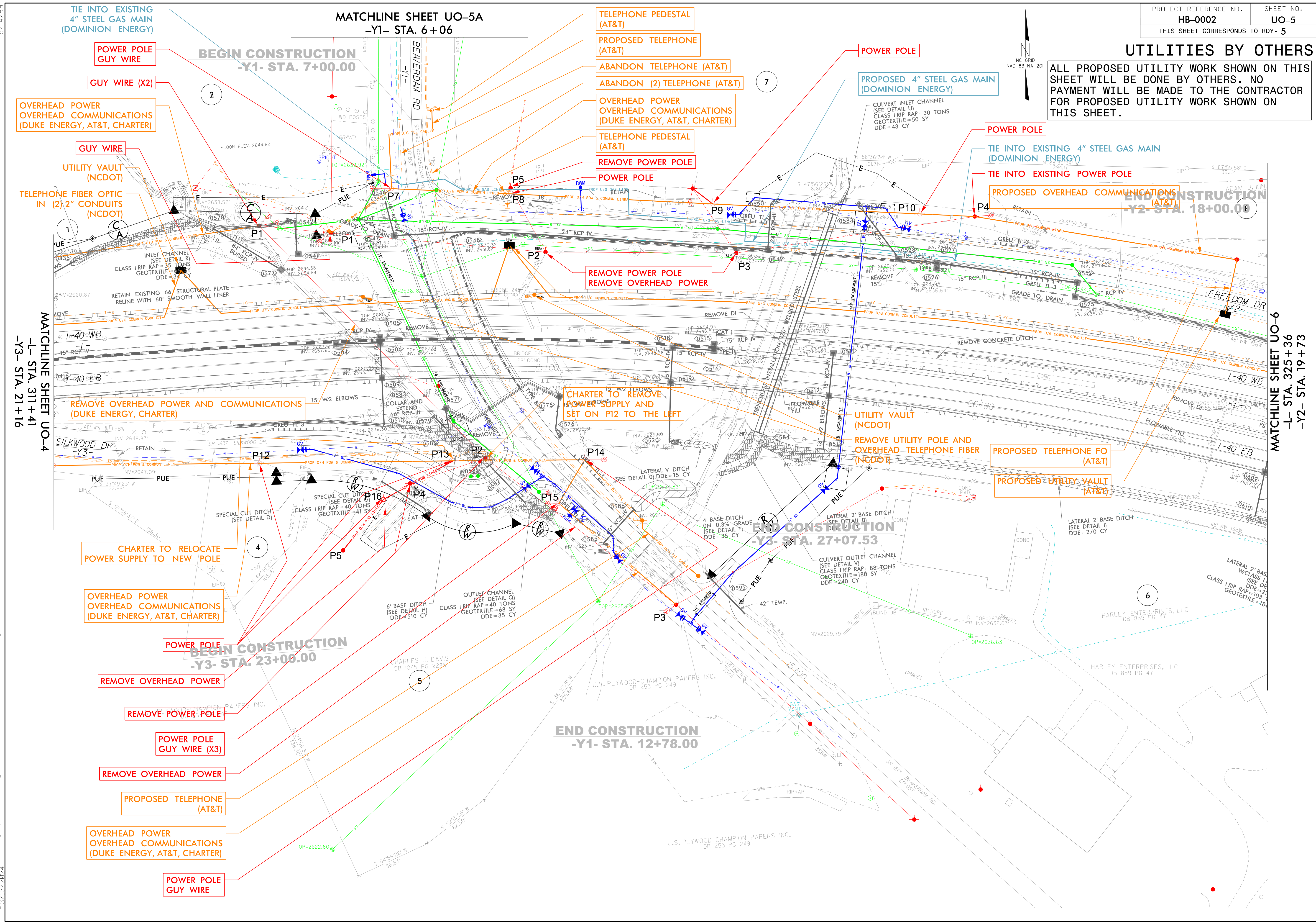


MATCHLINE SHEET UO-5
 -L- STA. 311+41
 -Y3- STA. 21+16

8/17/99
 2:11:57 PM
 I:\1147\07_HB-0002\Utilities\Engineering\UBO\Proj\Updated Design\1-30-24\HB-0002-ut-UO-4-1-30-24.dgn

UTILITIES BY OTHERS

ALL PROPOSED UTILITY WORK SHOWN ON THIS SHEET WILL BE DONE BY OTHERS. NO PAYMENT WILL BE MADE TO THE CONTRACTOR FOR PROPOSED UTILITY WORK SHOWN ON THIS SHEET.



5/14/99

I:\06657\1180\ProJ\Updated Design\1.30.24\HB-0002-ut-UO-5-1.30.24.dgn
 Utilities (Engineering)

MATCHLINE SHEET UO-4
 -L- STA. 311 + 41
 -Y3- STA. 21 + 16

MATCHLINE SHEET UO-6
 -L- STA. 325 + 36
 -Y2- STA. 19 + 73

5/14/99

5/14/99

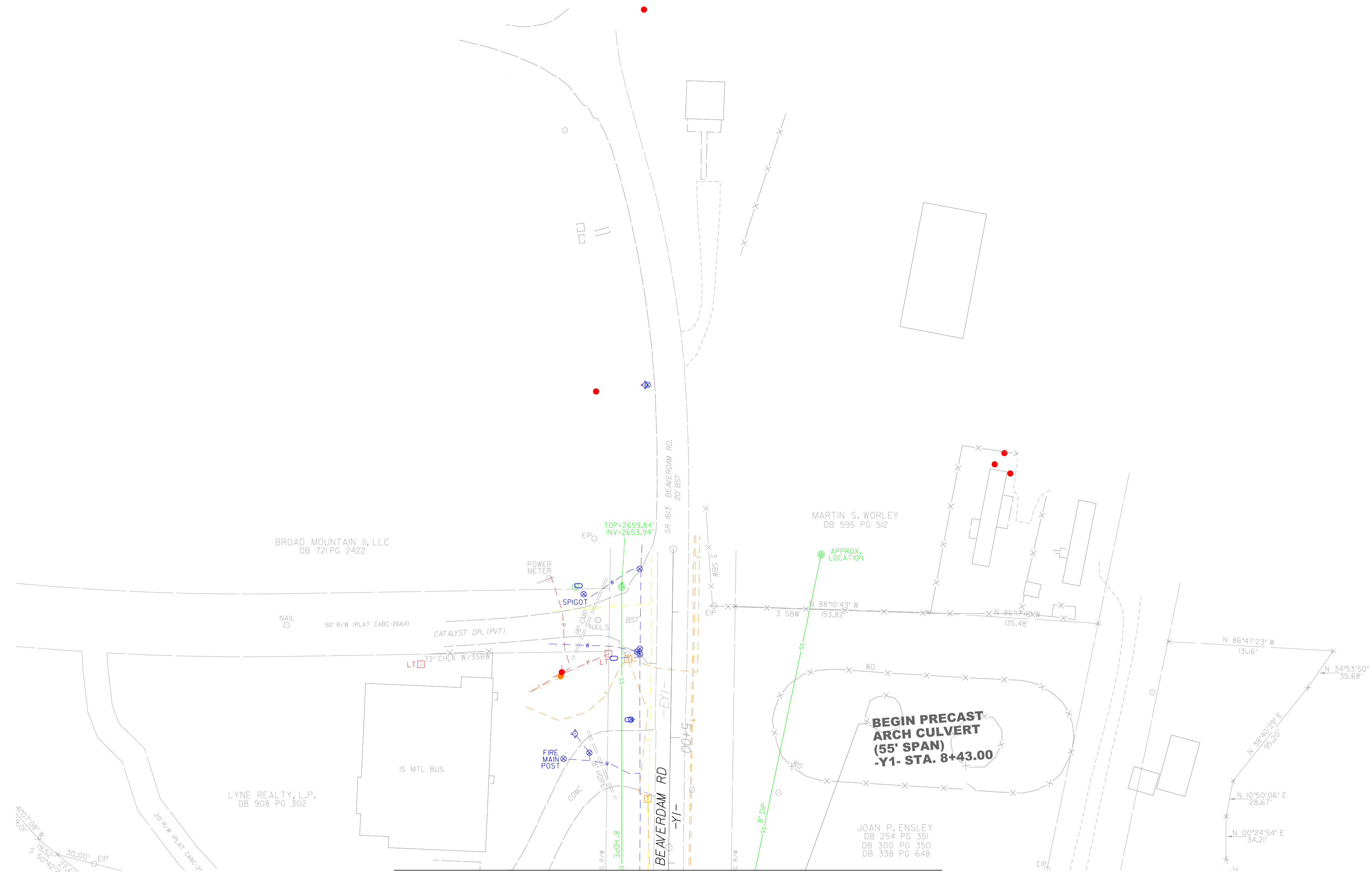
PROJECT REFERENCE NO.	SHEET NO.
HB-0002	UO-5A
THIS SHEET CORRESPONDS TO RDY- 5	

UTILITIES BY OTHERS

ALL PROPOSED UTILITY WORK SHOWN ON THIS SHEET WILL BE DONE BY OTHERS. NO PAYMENT WILL BE MADE TO THE CONTRACTOR FOR PROPOSED UTILITY WORK SHOWN ON THIS SHEET.

NC GRID
NAD 83 NA 2011

**THERE ARE NO UTILITY CONFLICTS
ON THIS SHEET**



MATCHLINE SHEET UO-5
-Y1- STA. 6+06

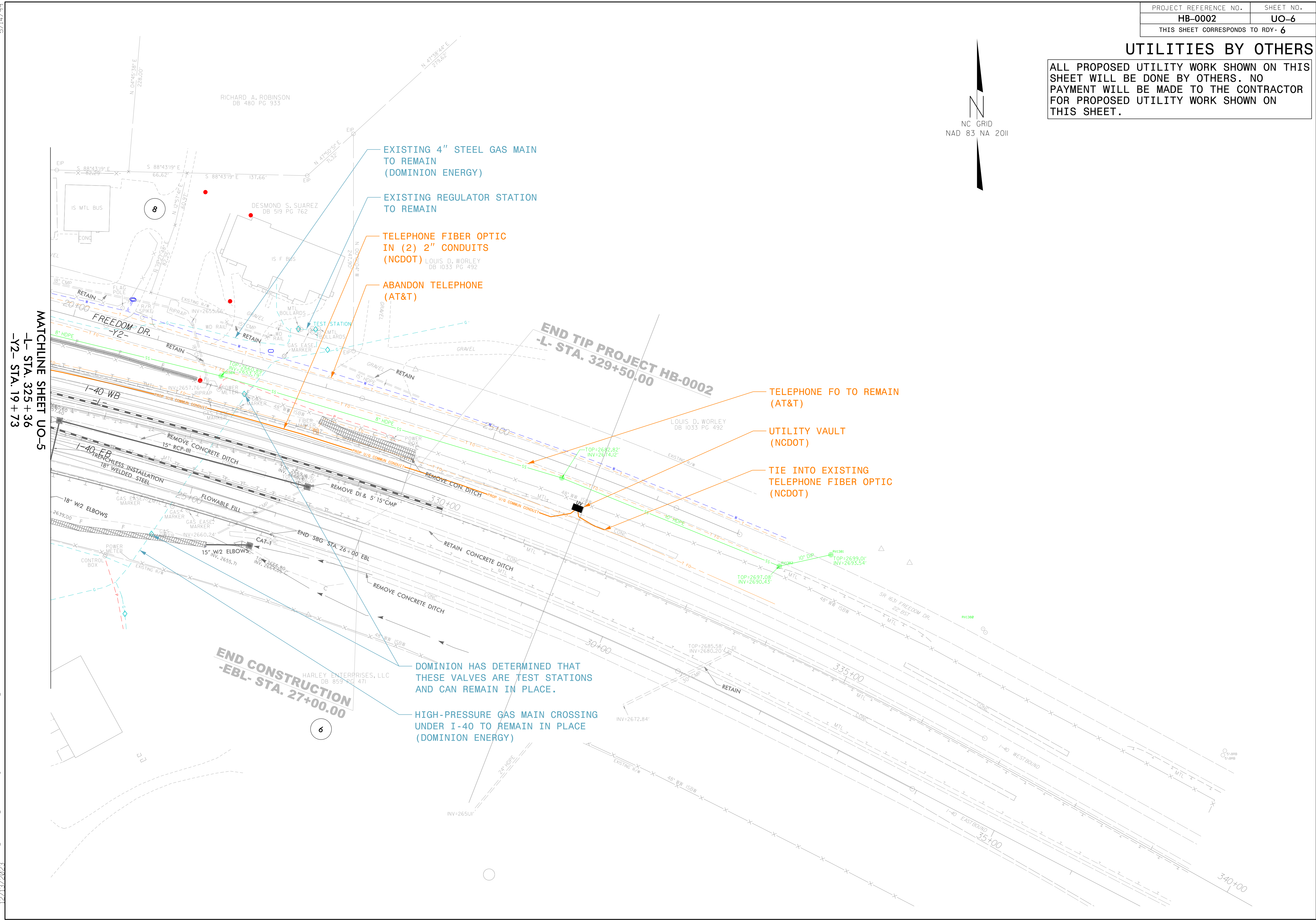
5/14/99

10:06:23 AM Engineer-mg\UBD\Pro\HB-0002.ut.UO-5A.dgn
12/11/2023

UTILITIES BY OTHERS

ALL PROPOSED UTILITY WORK SHOWN ON THIS SHEET WILL BE DONE BY OTHERS. NO PAYMENT WILL BE MADE TO THE CONTRACTOR FOR PROPOSED UTILITY WORK SHOWN ON THIS SHEET.

NC GRID
NAD 83 NA 2011



5/14/99
 07_HB-0002_8/11/53 AM
 C:\Users\jld\Documents\Engineering\UBOY\Proj\HB-0002.ut_UO-6.dgn