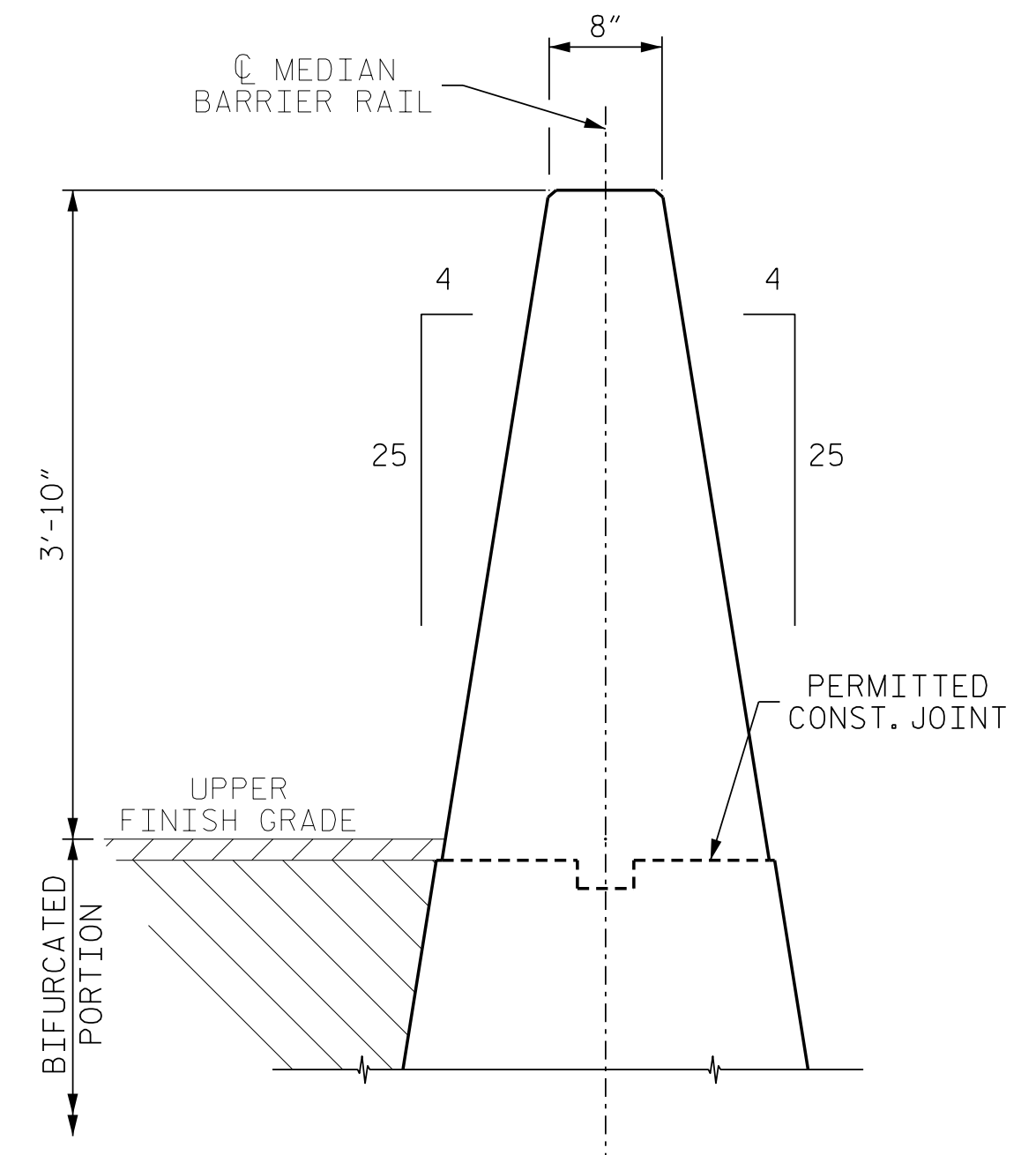
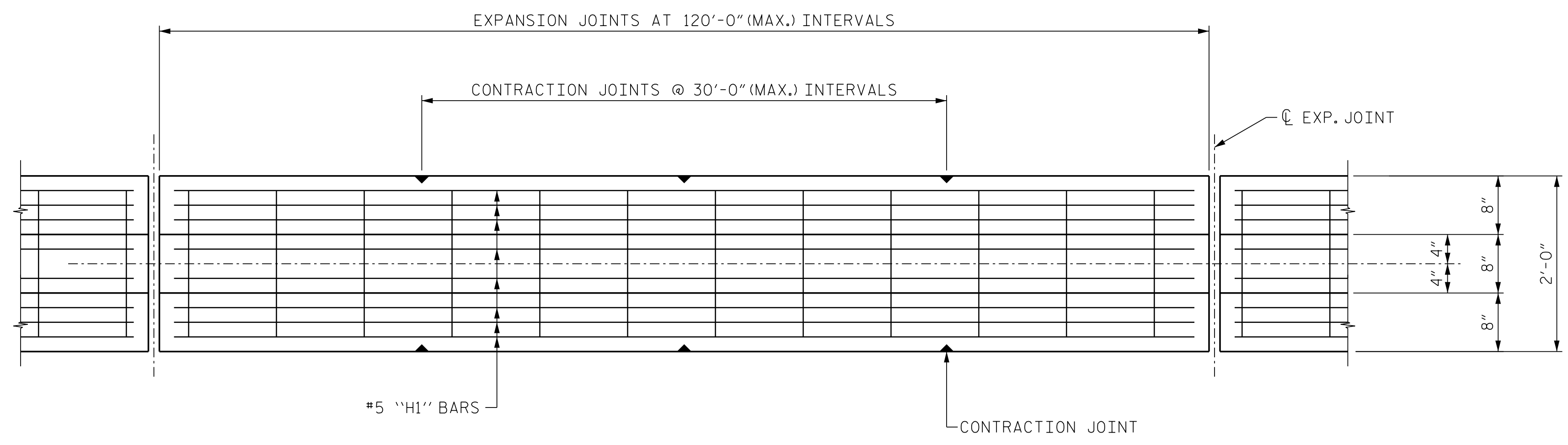


### ELEVATION


3'-10" MEDIAN BARRIER REINFORCEMENT SHOWN  
FOR REINFORCEMENT IN BIFURCATED SECTION, SEE "SINGLE SLOPE CONCRETE BARRIER DETAILS" SHEET 1 OF 2



### BARRIER SECTION



### PLAN VIEW



DocuSigned by:  
John Arthur Dilworth  
621382269228438...  
3/7/2024

**WETHERILL ENGINEERING**  
1223 Jones Franklin Rd.  
Raleigh, N.C. 27606  
License No. F-0377  
Bus: 919 851 8077  
Fax: 919 851 8107

TRANSPORTATION PLANNING/DESIGN - BRIDGE/STRUCTURE DESIGN  
CIVIL/SITE DESIGN - GIS/GPS - CONSTRUCTION OBSERVATION

**DOCUMENT NOT CONSIDERED FINAL  
UNLESS ALL SIGNATURES COMPLETED**

**SINGLE SLOPE  
CONCRETE BARRIER  
(46" MIN. HEIGHT)  
SHEET 2 OF 2**

ORIGINAL BY: _____	DATE: _____
MODIFIED BY: _____	DATE: _____
CHECKED BY: _____	DATE: _____
FILE SPEC.: _____	