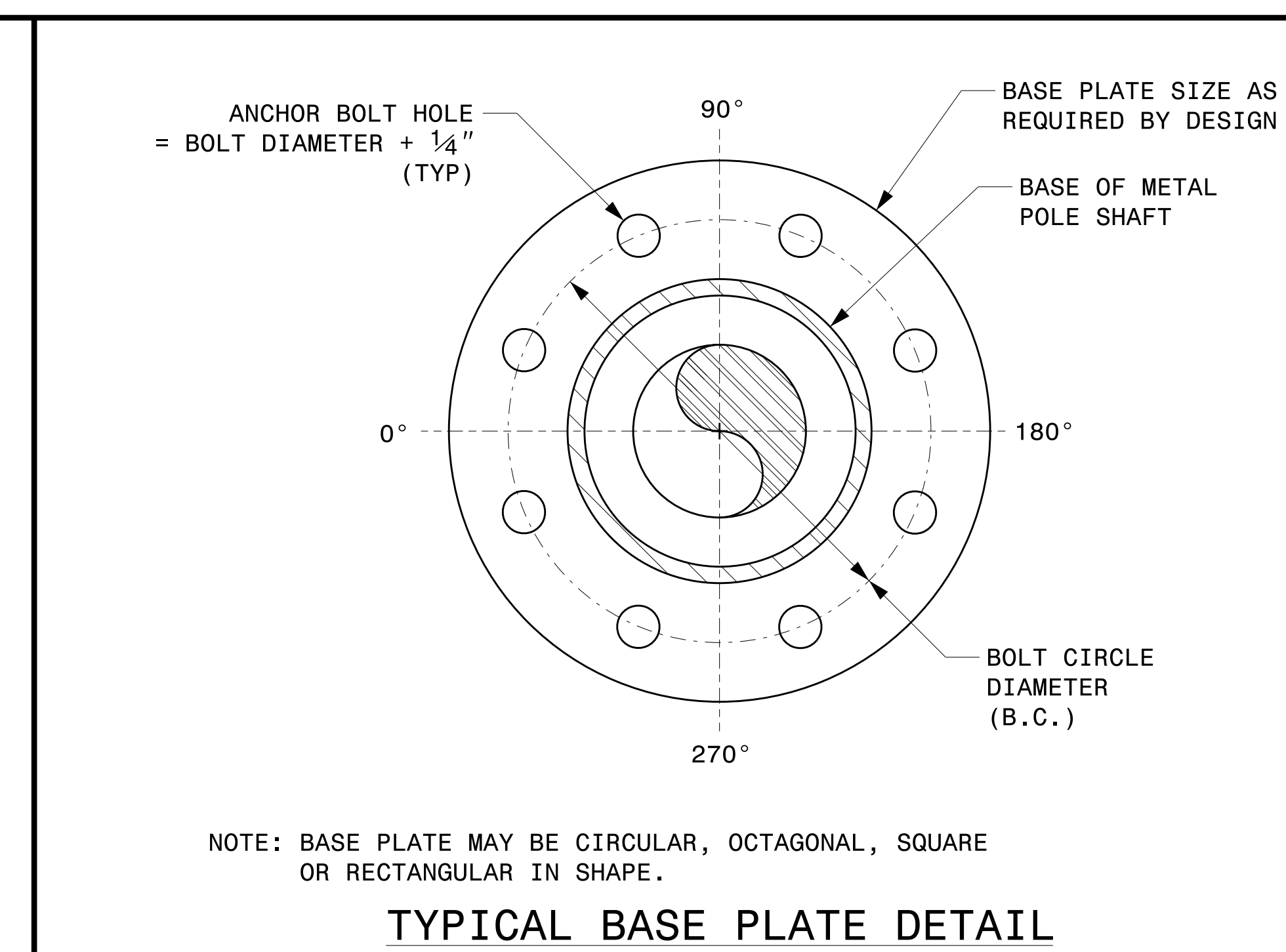
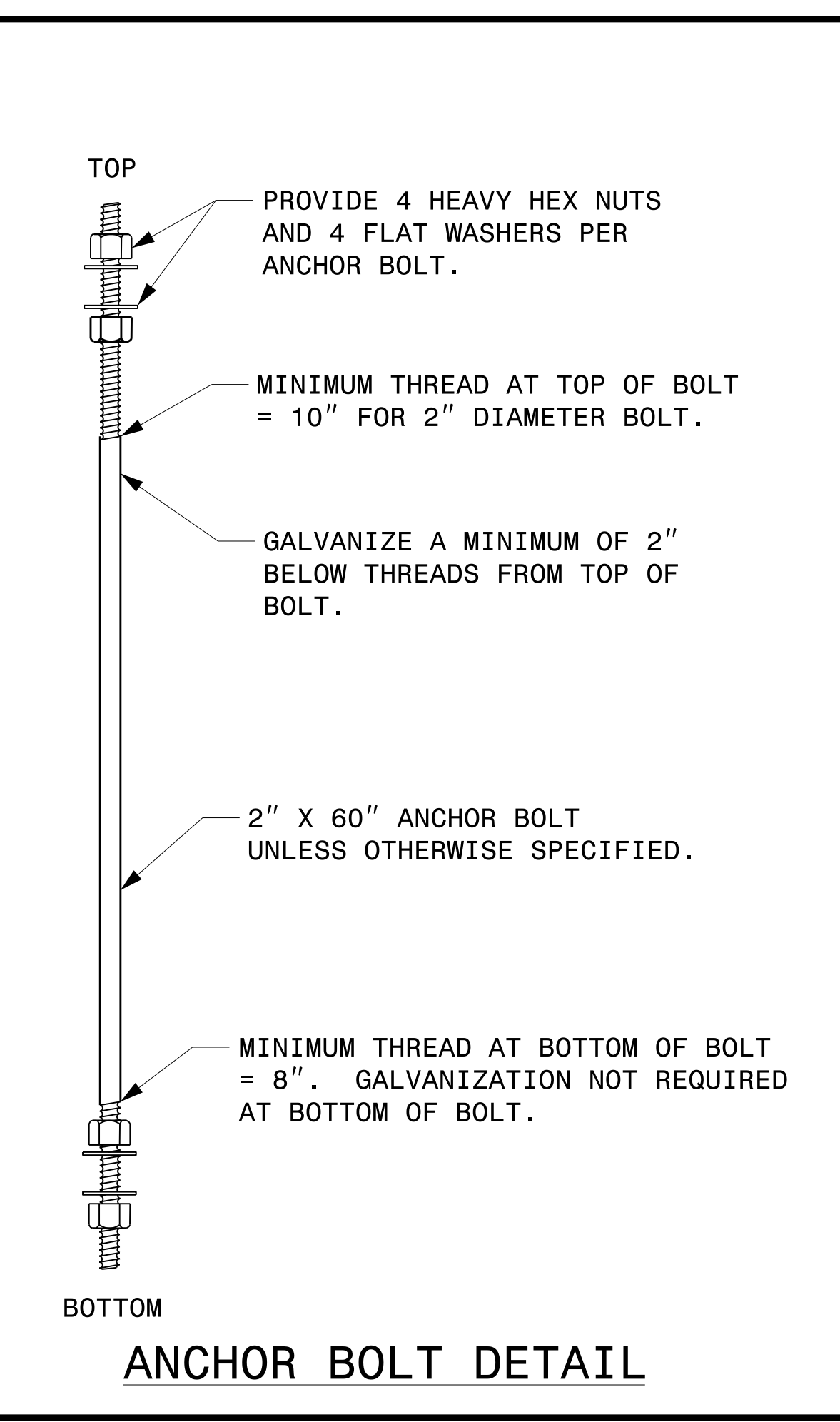
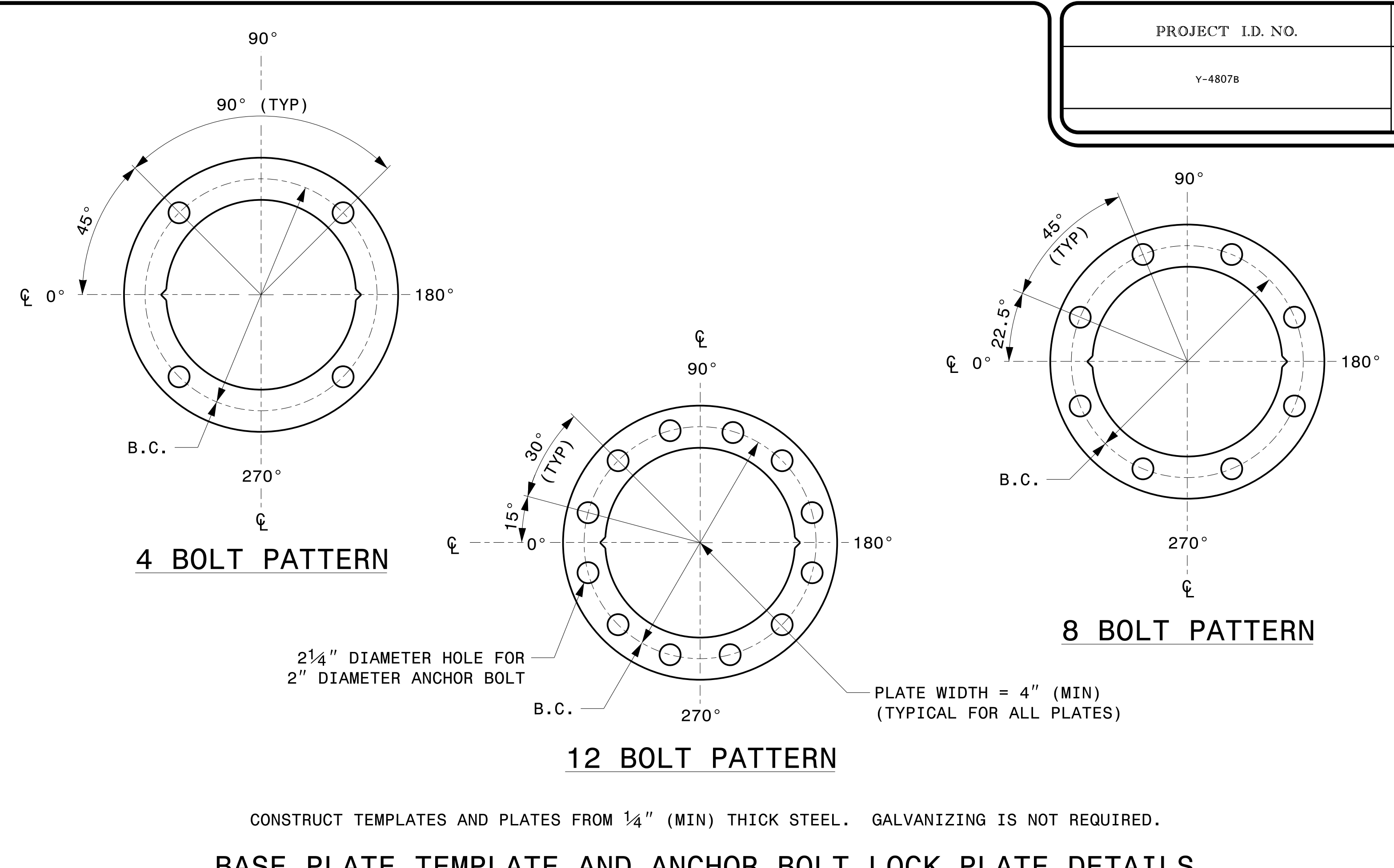


| | |
|----------------------------|--|
| MFG _____ MFG. DATE: MM/YY | MFG _____ MFG. DATE: MM/YY |
| SHAFT D/T/L/Y _____ | SECTION D/T/L/Y _____ |
| ARM-A D/T/L/Y _____ | NCDOT SIG. INV. NO. _____ |
| ARM-B D/T/L/Y _____ | NCDOT POLE NO. _____ |
| A.B. DIA./B.C./L/Y _____ | ARM I.D. TAG (PROVIDE ON EACH SECTION OF A MULTI-SECTION MAST ARM) |
| NCDOT SIG. INV. NO. _____ | |
| NCDOT POLE NO. _____ | |

SHAFT I.D. TAG
(PROVIDE ON SHAFT OF STRAIN POLES
AND MAST ARM POLE SHAFT)

- NOTES:**
- D = DIAMETER, T = THICKNESS, L = LENGTH, Y = YIELD STRENGTH
 - A.B. = ANCHOR BOLT
 - B.C. = BOLT CIRCLE OF ANCHOR BOLTS
 - IF STANDARD DESIGN, INCLUDE CASE NUMBER IN ADDITION TO POLE NUMBER ON "NCDOT POLE NO." LINE.
 - SIGNAL INV. NUMBER AND POLE I.D. NUMBER. SEE DRAWING M3 AND M4 FOR MOUNTING POSITIONS OF I.D. TAGS.
- IDENTIFICATION TAG DETAILS**



| <p>750 N. Greenfield Pkwy, Garner, NC 27529</p> | <p>Typical Fabrication Details For All Metal Poles</p> | | <p>SEAL</p> <p>DocuSigned by: Kevin Durigon SIGNATURE</p> | | | | | |
|---|--|--|--|-------|------|--|--|--|
| | <p>PLAN DATE: SEPTEMBER 2023 DESIGNED BY: C.F. ANDREWS</p> <p>PREPARED BY: K.C. DURIGON REVIEWED BY: D.C. SARKAR</p> | <p>REVISIONS</p> <table border="1"> <tr> <th>INIT.</th> <th>DATE</th> </tr> <tr> <td> </td> <td> </td> </tr> <tr> <td> </td> <td> </td> </tr> </table> | | INIT. | DATE | | | |
| INIT. | DATE | | | | | | | |
| | | | | | | | | |
| | | | | | | | | |

Fabrication Details – All Metal Poles

04_dpt_2023_10.dwg, S:\15545\15545_Signal\Signal Design Section\Structures\Drawings\2024 Metal Pole STD Drawings For LRFD\2024_Sig.M2_Std_Fabrication_Details-411_Poles.dgn, kedar.figon