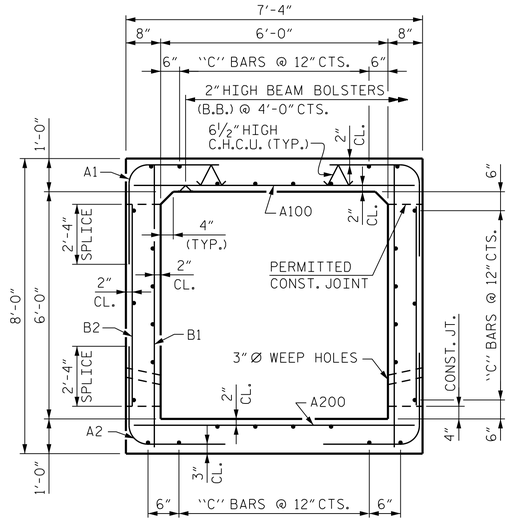

RIGHT ANGLE SECTION OF BARREL

THERE ARE 30 "C" BARS IN SECTION OF BARREL

SPLICE LENGTHS		
BAR	SIZE	SPLICE LENGTHS
B2	#5	2'-4"
C2	#4	2'-5"

BAR TYPE

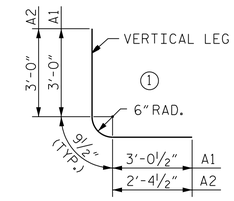

DIMENSIONS ARE OUT TO OUT

BILL OF MATERIAL (STAGE I)

BAR	NO.	SIZE	TYPE	LENGTH	WEIGHT
A1	148	#5	1	6'-10"	1,055
A2	148	#5	1	6'-2"	952
A100	59	#5	STR.	7'-0"	431
A105	1	#5	STR.	8'-0"	8
A106	1	#5	STR.	7'-8"	8
A107	1	#5	STR.	7'-5"	8
A108	1	#5	STR.	7'-2"	7
A109	9	#5	STR.	7'-0"	66
A110	2	#5	STR.	7'-1"	15
A200	59	#5	STR.	7'-0"	431
A205	1	#5	STR.	8'-0"	8
A206	1	#5	STR.	7'-8"	8
A207	1	#5	STR.	7'-5"	8
A208	1	#5	STR.	7'-2"	7
A209	9	#5	STR.	7'-0"	66
A210	2	#5	STR.	7'-1"	15
B1	148	#4	STR.	7'-7"	750
B2	148	#5	STR.	5'-2"	798
C2	60	#4	STR.	36'-1"	1,446
D2	20	#6	STR.	2'-6"	75
G2	2	#4	STR.	7'-0"	9
S2	6	#8	STR.	7'-0"	112
S3	6	#8	STR.	8'-0"	128
REINFORCING STEEL					6,411 LBS.

BILL OF MATERIAL (STAGE II)

BAR	NO.	SIZE	TYPE	LENGTH	WEIGHT
A1	44	#5	1	6'-10"	314
A2	44	#5	1	6'-2"	283
A100	14	#5	STR.	7'-0"	102
A101	2	#5	STR.	7'-8"	16
A102	2	#5	STR.	7'-5"	15
A103	2	#5	STR.	7'-3"	15
A104	2	#5	STR.	7'-1"	15
A200	14	#5	STR.	7'-0"	102
A201	2	#5	STR.	7'-8"	16
A202	2	#5	STR.	7'-5"	15
A203	2	#5	STR.	7'-3"	15
A204	2	#5	STR.	7'-1"	15
B1	44	#4	STR.	7'-7"	223
B2	44	#5	STR.	5'-2"	237
C1	30	#4	STR.	17'-5"	349
D1	20	#6	STR.	2'-6"	75
G1	2	#4	STR.	8'-0"	11
S1	6	#8	STR.	8'-0"	128
S3	6	#8	STR.	7'-8"	123
REINFORCING STEEL					2,069 LBS.

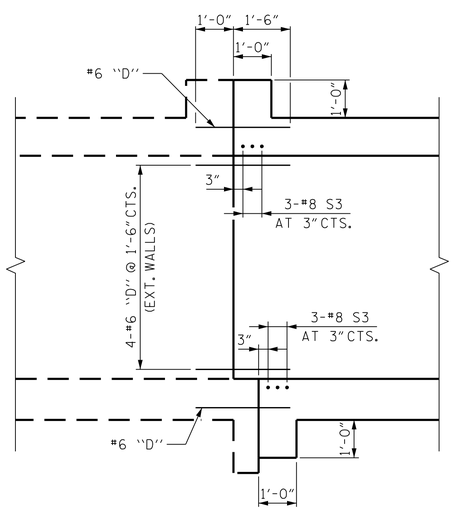

EXISTING BARREL

PROPOSED BARREL

EDGE BEAM DETAIL

PROJECT NO. R-2577A
FORSYTH COUNTY
STATION: 107+57.00 -L-

SHEET 7 OF 9

STATE OF NORTH CAROLINA
DEPARTMENT OF TRANSPORTATION
RALEIGH

SINGLE 6 FT. X 6 FT.
CONCRETE BOX CULVERT
LEFT AND RIGHT EXTENSION

CULVERT NO. 1

NORTH CAROLINA PROFESSIONAL SEAL 055269 ENGINEER RAMAND U. KAPUNGU
DocuSigned by:
11/10/2023

RK&K
P: (919) 878-9560
8601 Six Forks Road, Forum 1 Suite 700
Raleigh, North Carolina 27615 | NC License No. F-0112
Engineers | Construction Managers | Planners | Scientists
www.rkk.com
Responsive People | Creative Solutions

DOCUMENT NOT CONSIDERED FINAL UNLESS ALL SIGNATURES COMPLETED

REVISIONS						
NO.	BY:	DATE:	NO.	BY:	DATE:	
1			3			
2			4			

SHEET NO. CU_1-7
TOTAL SHEETS 9

DRAWN BY : B. H. GONFA DATE : NOV 2023
CHECKED BY : O. J. PAITEL DATE : NOV 2023
DESIGN ENGINEER OF RECORD : R. U. KAPUNGU DATE : NOV 2023

bgonfa
11/6/2023 R:\Structures\Culvert\UT Lowery MillCreek Culvert\DGN\Final\R-2577A_SMU_CU_1-7_330000.dgn