

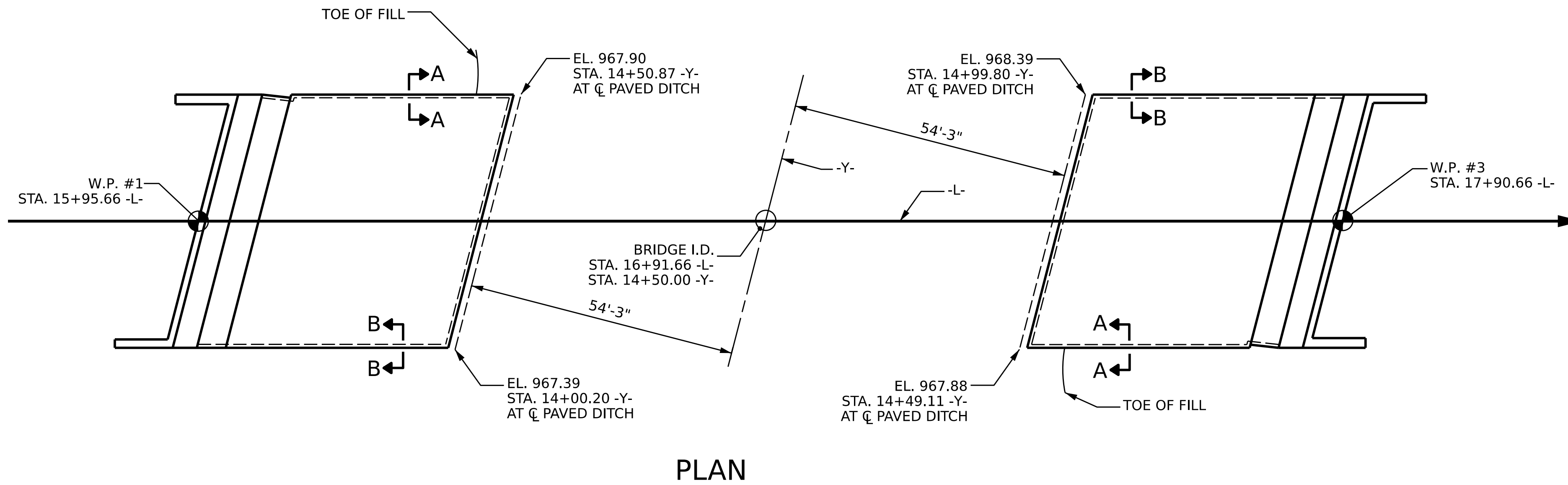
GENERAL NOTES

SLOPE PROTECTION SHALL BE PLACED UNDER THE ENDS OF THE BRIDGE AS SHOWN IN THE DETAILS. THE CONTRACTOR, AT HIS OPTION, MAY USE ALTERNATE "B" ONLY FOR HIGHWAY OVER HIGHWAY GRADE SEPARATIONS WITH 2:1 END BENT SLOPE IN RURAL, UNPOPULATED AREAS. STRAIGHT EDGING WILL NOT BE REQUIRED UNLESS, IN THE OPINION OF THE ENGINEER, VISUAL INSPECTION INDICATES A NEED FOR IT. MEASUREMENT AND PAYMENT SHALL BE AS PRESCRIBED IN SECTION 462 OF THE STANDARD SPECIFICATIONS. FOR BERM WIDTH, SEE GENERAL DRAWING.

ALTERNATE "A"

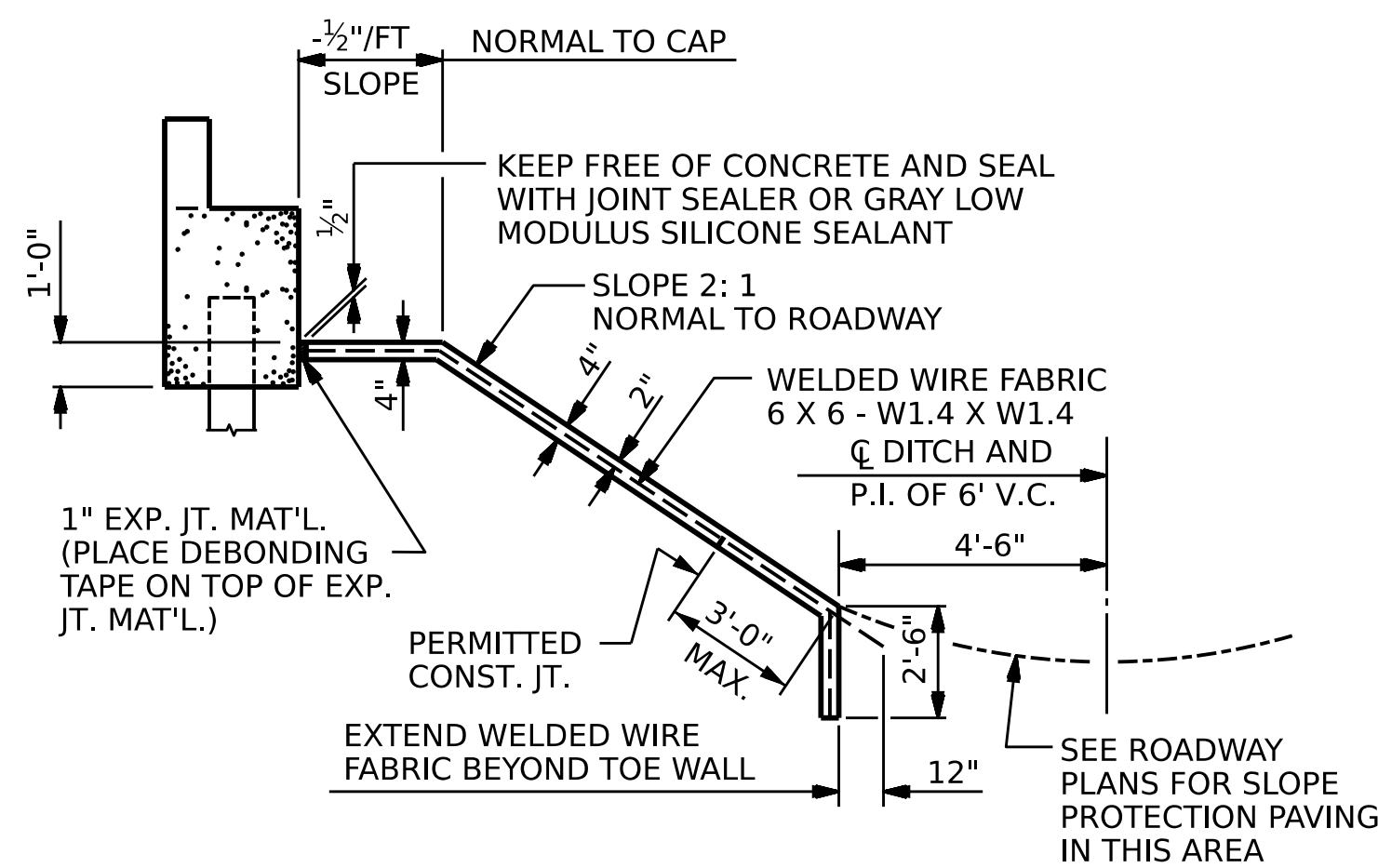
ALTERNATE "A" SHALL CONSIST OF 4" POURED-IN-PLACE CONCRETE PAVING AS SHOWN IN THE DETAILS ON THIS SHEET. CONCRETE SHALL BE CLASS "B". THE CONCRETE SURFACE SHALL BE FLOATED WITH A WOODEN FLOAT AND FINISHED. WELDED WIRE FABRIC REINFORCING SHALL BE 6 X 6 - W1.4 X W1.4, 60" WIDE. SLOPE PROTECTION SHALL BE POURED IN 5' STRIPS AS SHOWN IN THE "POURING DETAIL" WITH 2'-0" LONG #4 BARS PLACED ALONG THE SLOPE BETWEEN STRIPS AT 1'-6" MAXIMUM SPACING. SLOPE PROTECTION MAY BE POURED IN ALTERNATE "A" AND 5' STRIPS AS SHOWN IN THE "OPTIONAL POURING DETAIL" WITH ADJACENT RUNS OF WELDED WIRE FABRIC LAPPING AT LEAST 6". THE COST OF THE WELDED WIRE FABRIC AND #4 BARS, IF USED, SHALL BE INCLUDED IN THE CONTRACT UNIT PRICE BID PER SQUARE YARD FOR SLOPE PROTECTION.

FOR BERM WIDTH AND ELEVATION, SEE GENERAL DRAWING.



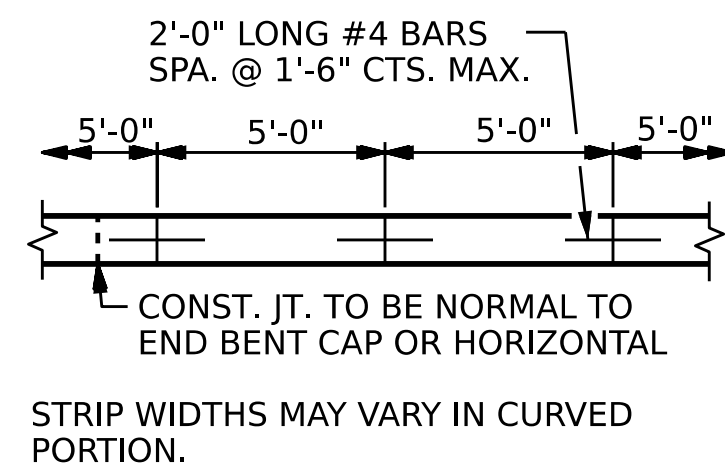
BRIDGE @ STA. 16+91.66 -L-	4 INCH SLOPE PROTECTION	* WELDED WIRE FABRIC 60 INCHES WIDE
	SQUARE YARDS	APPROX. L.F.
END BENT 1	215	390
END BENT 2	240	435

* QUANTITY SHOWN IS BASED ON 5' POURS.

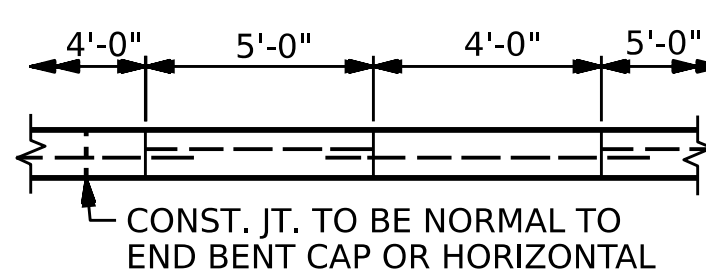


SECTION ALONG \bar{C} SURVEY WHEN FILL CATCHES IN DITCH

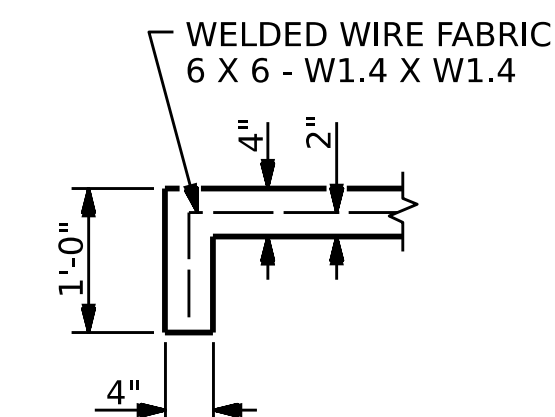
DETAIL FOR ALTERNATE "A"



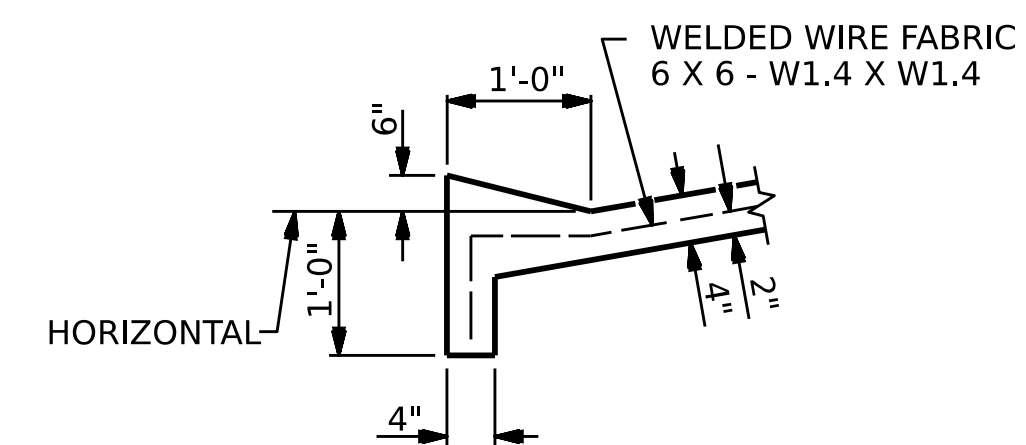
POURING DETAIL



OPTIONAL POURING DETAIL




SECTION A-A



SECTION B-B

PROJECT NO. BR-0095
ROCKINGHAM COUNTY
STATION: 16+91.66 -L-

STATE OF NORTH CAROLINA
DEPARTMENT OF TRANSPORTATION
RALEIGH
STANDARD
SLOPE PROTECTION
DETAILS



DocuSigned by:
Francesca Lea
8792AD98598AEF-
11/16/2023

ASSEMBLED BY : F. LEA DATE : 08/2023
CHECKED BY : Z. MALIK DATE : 08/2023
DRAWN BY : ELR 5/92 MAA/GM
CHECKED BY : GRP 6/92 REV. 12/21/11 MAA/TMG
REV. 11/16 MAA/THC
REV. 12/17

9/26/2023
R:\Structures\Plans\401_053_BR0095_SMU.SP_S27_780170.dgn
tnguyenl

DOCUMENT NOT CONSIDERED
FINAL UNLESS ALL
SIGNATURES COMPLETED

REVISIONS					
NO.	BY:	DATE:	NO.	BY:	DATE:
1			3		
2			4		

SHEET NO.
S-27
TOTAL
SHEETS
29

STD. NO. SP1 (SHT 3)