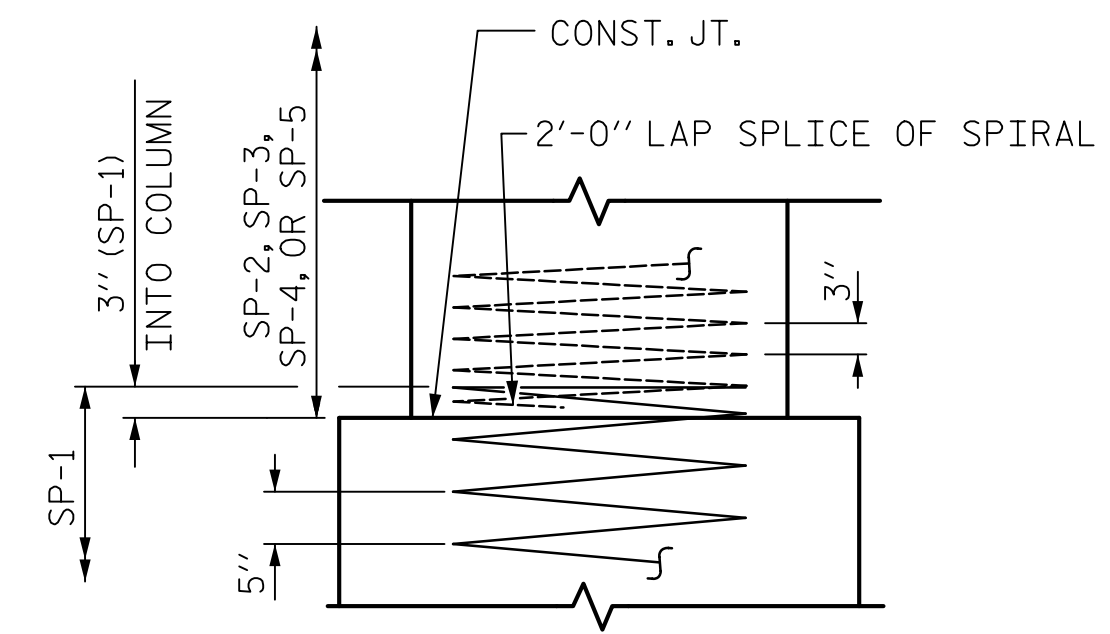
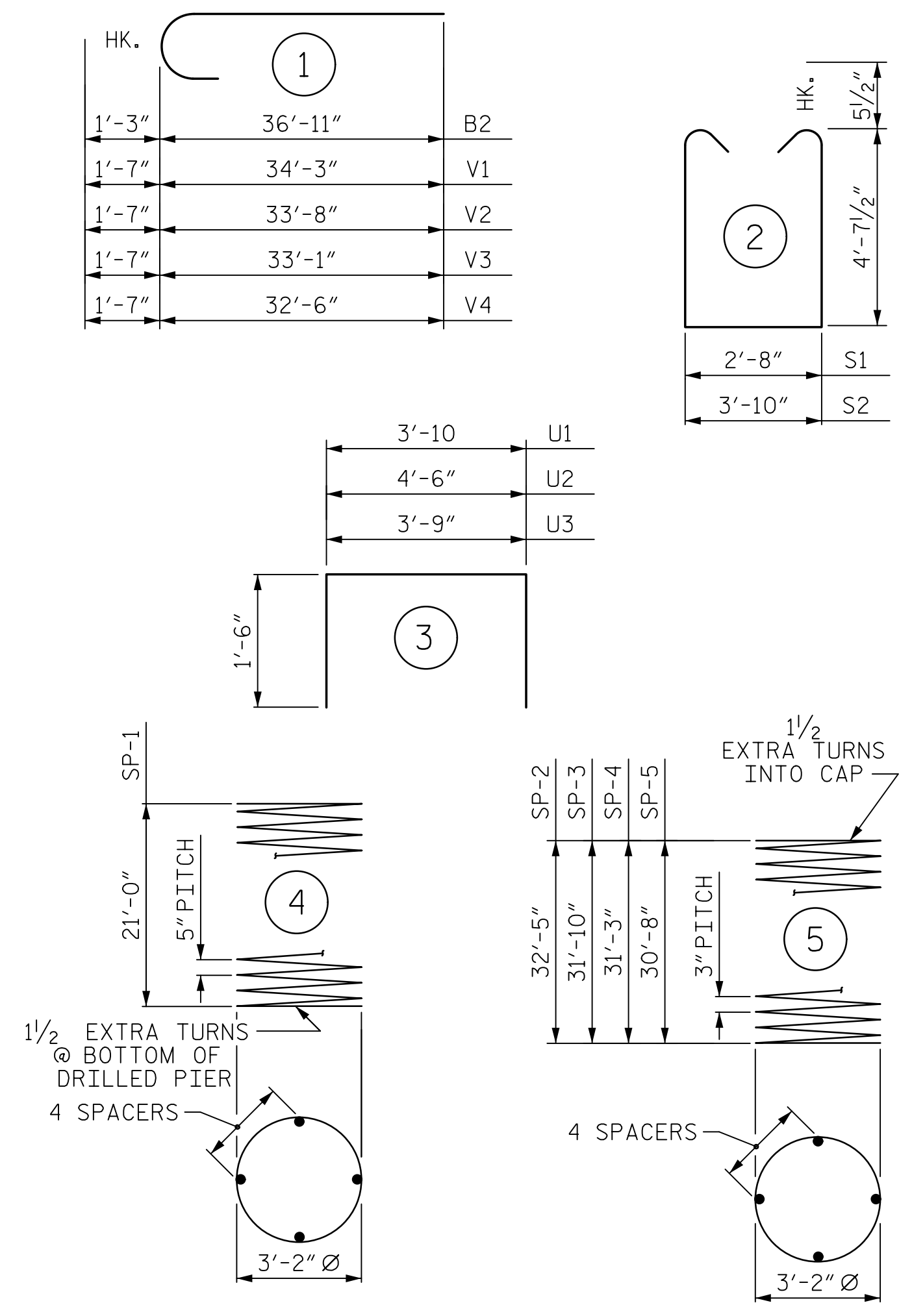


END ELEVATION



CONSTRUCTION JOINT DETAIL

BAR TYPES



ALL BAR DIMENSIONS ARE OUT TO OUT

BILL OF MATERIAL

| BAR | NO. | SIZE | TYPE | LENGTH | WEIGHT |
|-----|-----|------|------|---------|--------|
| B1 | 20 | #11 | STR | 36'-9" | 3905 |
| B2 | 20 | #9 | 1 | 38'-2" | 2595 |
| B3 | 20 | #7 | STR | 36'-5" | 1489 |
| B4 | 42 | #4 | STR | 3'-10" | 108 |
| M1 | 96 | #10 | STR | 29'-1" | 12014 |
| S1 | 166 | #5 | 2 | 12'-10" | 2222 |
| S2 | 48 | #5 | 2 | 14'-0" | 701 |
| U1 | 49 | #4 | 3 | 6'-10" | 224 |
| U2 | 8 | #4 | 3 | 7'-6" | 40 |
| U3 | 10 | #4 | 3 | 6'-9" | 45 |
| V1 | 12 | #11 | 1 | 35'-10" | 2285 |
| V2 | 12 | #11 | 1 | 35'-3" | 2247 |
| V3 | 12 | #11 | 1 | 34'-8" | 2210 |
| V4 | 12 | #11 | 1 | 34'-1" | 2173 |

| REINFORCING STEEL | | | | | 32258 LBS. |
|-------------------|---|----|---|-----------|------------|
| SP-1 | 4 | * | 4 | 509'-4" | 2125 |
| SP-2 | 1 | ** | 5 | 1291'-5" | 863 |
| SP-3 | 1 | ** | 5 | 1266'-11" | 846 |
| SP-4 | 1 | ** | 5 | 1242'-4" | 830 |
| SP-5 | 1 | ** | 5 | 1222'-8" | 817 |

SPIRAL COLUMN REINFORCING STEEL
5481 LBS.


* THE SP-1 SPIRAL REINFORCING STEEL SHALL BE W31 OR D-31 COLD DRAWN WIRE OR #5 PLAIN OR DEFORMED BAR

** THE SP-2, SP-3, SP-4, AND SP-5 SPIRAL REINFORCING STEEL SHALL BE W20 OR D-20 COLD DRAWN WIRE OR #4 PLAIN OR DEFORMED BAR

| CLASS A CONCRETE BREAKDOWN | |
|-------------------------------|------------------|
| POUR #2 (COLUMNS) | 44.5 C.Y. |
| POUR #3 (CAP) | 54.9 C.Y. |
| TOTAL CLASS A CONCRETE | 99.4 C.Y. |

| DRILLED PIERS: | |
|-------------------------|-----------|
| DRILLED PIER CONCRETE | |
| POUR #1 (DRILLED PIERS) | 62.5 C.Y. |

Mead & Hunt
111 E. Hargett Street
Suite 300
Raleigh, NC 27601
919-714-8670
meadhunt.com
NC License No. F-1235



DOCUMENT NOT CONSIDERED FINAL UNLESS ALL SIGNATURES COMPLETED

PROJECT NO. U-5808
UNION COUNTY
STATION: 55+00.96 -L2-
SHEET 3 OF 3

STATE OF NORTH CAROLINA
DEPARTMENT OF TRANSPORTATION
RALEIGH
SUBSTRUCTURE
BENT 1

| REVISIONS | | | | | | SHEET NO. |
|-----------|-----|-------|-----|-----|-------|--------------|
| NO. | BY: | DATE: | NO. | BY: | DATE: | S-44 |
| 1 | | | 3 | | | TOTAL SHEETS |
| 2 | | | 4 | | | 56 |

DRAWN BY : C.C. CAMPBELL DATE : 06/15/23
CHECKED BY : J.S. HOBSON DATE : 06/20/23
DESIGN ENGINEER OF RECORD : J.S. HOBSON DATE : 08/30/23