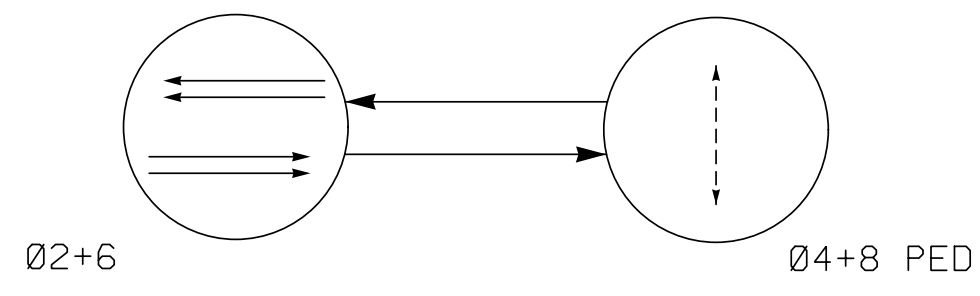


PHASING DIAGRAM



PHASING DIAGRAM DETECTION LEGEND

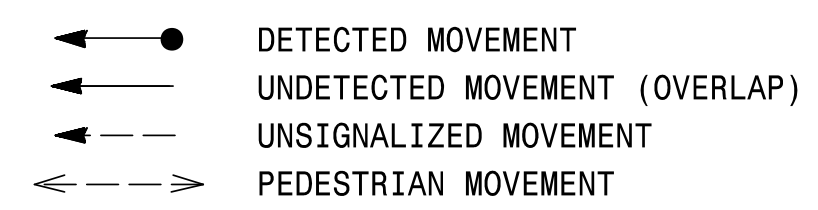


TABLE OF OPERATION

SIGNAL FACE	PHASE							
	Ø2+6 DARK	ACTIVATION	Ø4+8 WALK	Ø4+8 WALK	Ø4+8 WALK	Ø4+8 WALK	Ø4+8 WALK	Ø4+8 WALK
21, 22	DRK	FY	Y	R	R	FR*	Y	
61, 62	DRK	FY	Y	R	R	FR*	Y	
P41, P42	DRK	DW	DW	DW	W	DW	DRK	
P81, P82	DRK	DW	DW	W	DW	DRK		

Y - Steady Yellow
 FY - Flashing Yellow
 R - Steady Red
 FR - Flashing Red
 W - Walk
 DW - Don't Walk
 DRK - Dark
 * Alternating Flash

ACCESSIBLE PEDESTRIAN SIGNAL OPERATION

SIGNAL FACE	VOICE TONES	INTERVAL	SPEECH MESSAGE
P41	X	Walk	(Percussive Tone)
	X	Flashing Don't Walk / Don't Walk	Wait, Wait to cross Griffith
P42	X	Walk	Griffith. Walk sign is on to cross Griffith.
	X	Flashing Don't Walk / Don't Walk	Wait, Wait to cross Griffith
P81	X	Walk	(Percussive Tone)
	X	Flashing Don't Walk / Don't Walk	Wait, Wait to cross Griffith
P82	X	Walk	Griffith. Walk sign is on to cross Griffith.
	X	Flashing Don't Walk / Don't Walk	Wait, Wait to cross Griffith

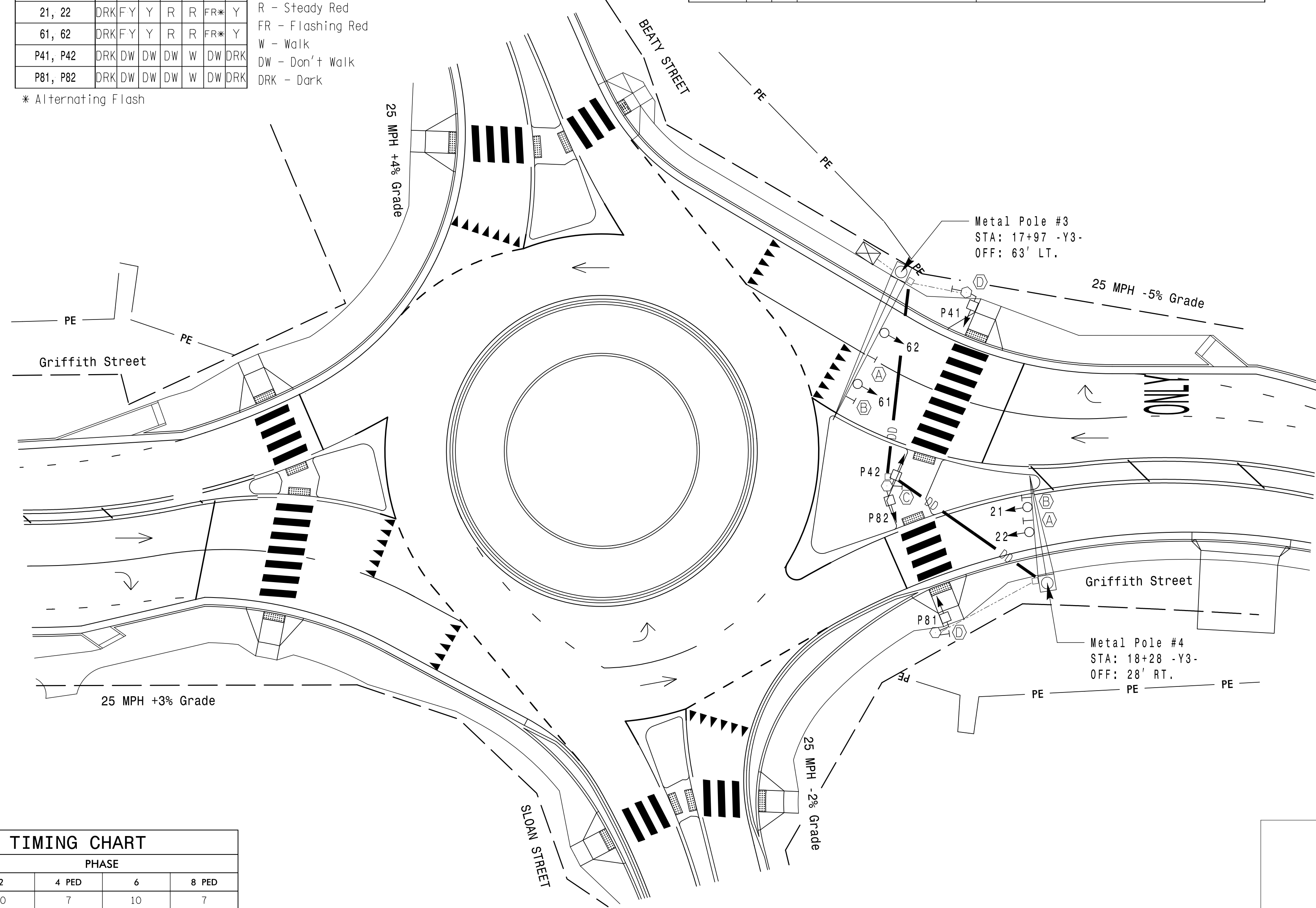
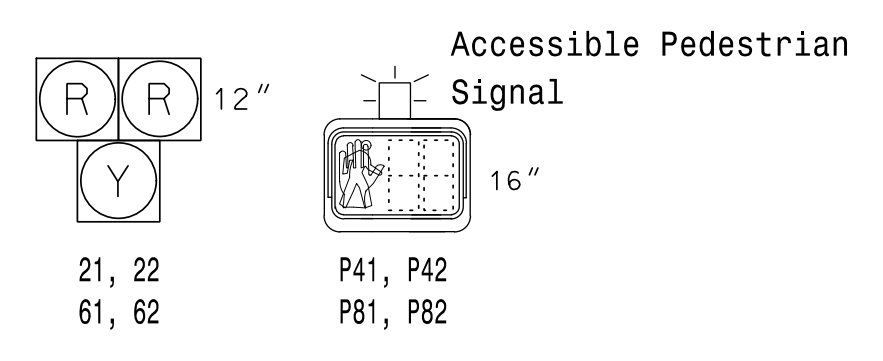
2 Phase Semi-Actuated Pedestrian Hybrid Beacon (Isolated)

NOTES

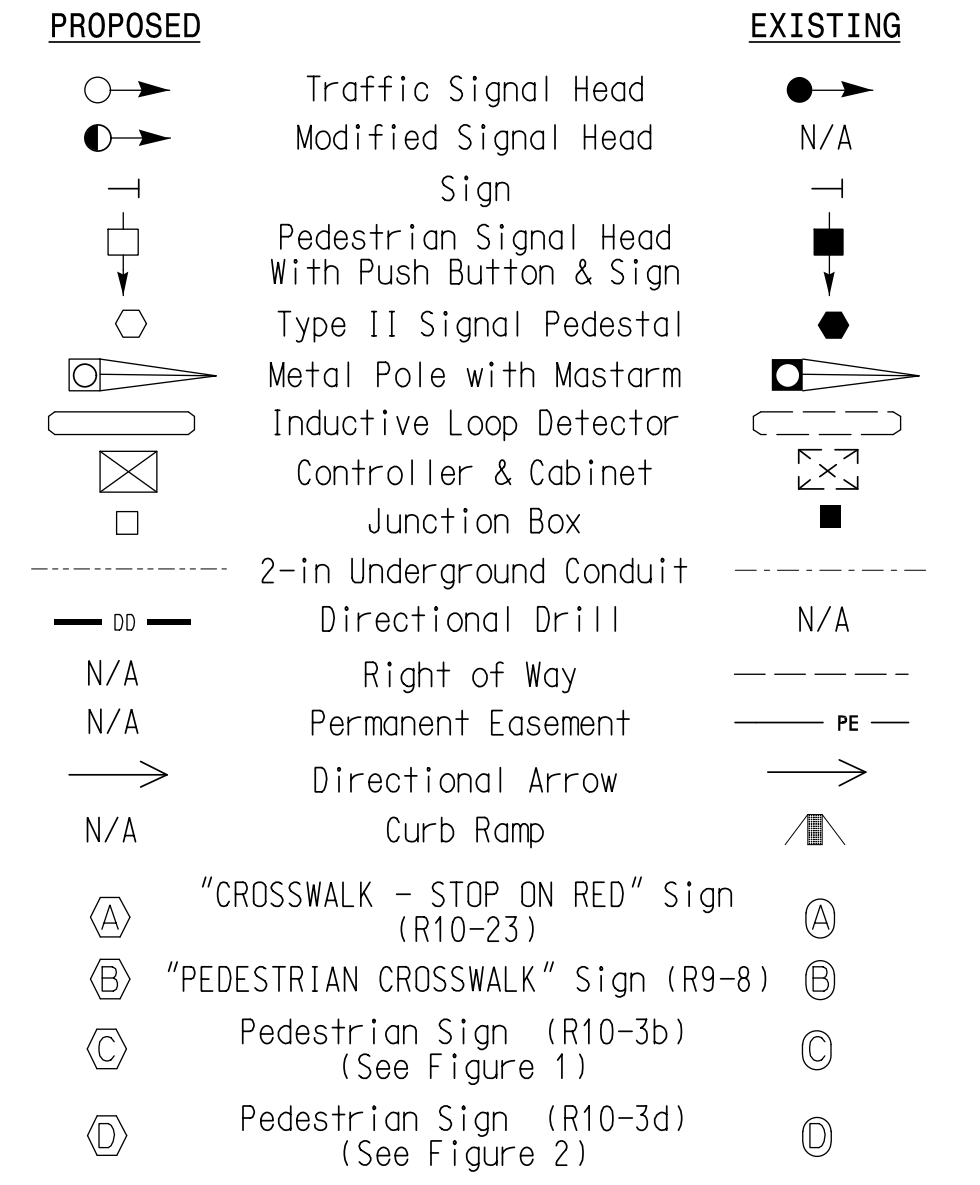
- Refer to "Roadway Standard Drawings NCDOT" dated January 2018, "Standard Specifications for Roads and Structures" dated January 2018, and all applicable sections of the latest version of the generic Project Special Provisions.
- Locate new cabinet so as not to obstruct vehicle sight distance.
- Omit "WALK" and flashing "DON'T WALK" with no pedestrian calls.
- Program pedestrian heads to countdown the flashing "Don't Walk" time only.
- Enable Ped Yellow Clear for phase 4 + 8.
- This intersection features accessible pedestrian signals utilizing percussive tone walk indications and/or speech messages.
- Metal poles and pedestals will have black powder coating. All signal and pedestrian heads will be black with black visors.
- See Roadway Plans for proposed stopline and crosswalk locations.
- Phase 4 and 8 pedestrian timings are designed as a 2 stage crossing. The ped clear time shown is only intended to get a pedestrian to/from the median during a single crossing. Install R10-3d signs as appropriate.

SIGNAL FACE I.D.

All Heads L.E.D.



LEGEND

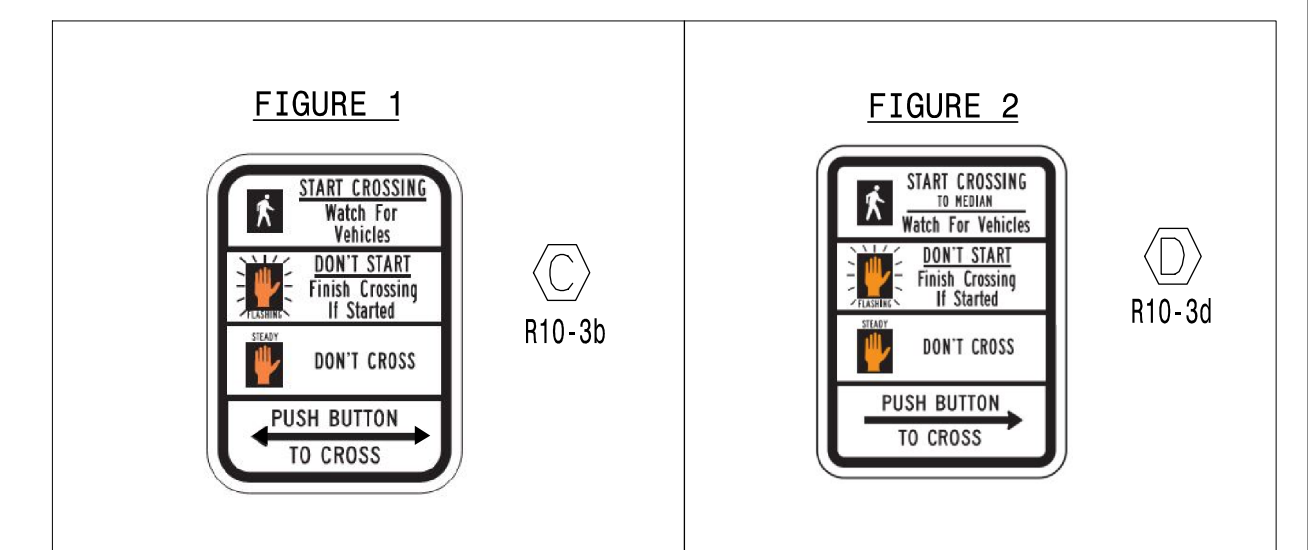


ASC/3 TIMING CHART

FEATURE	PHASE			
	2	4 PED	6	8 PED
Min Green *	10	7	10	7
Walk *	7	7	7	7
Ped Clear	5	7	5	7
Veh. Extension *	-	-	-	-
Max I *	30	7	30	7
Yellow	3.5	3.0	3.5	3.0
Red-Clear	1.0	0.0	1.0	0.0
Activations-B4-Add *	-	-	-	-
Seconds / Actuation *	-	-	-	-
Max Initial *	-	-	-	-
Time Before Reduction *	-	-	-	-
Time To Reduce *	-	-	-	-
Minimum Gap	-	-	-	-
Locking Detector	-	-	-	-
Recall Position	PED RECALL	-	PED RECALL	-
Dual Entry	-	-	-	-
Simultaneous Gap	X	X	X	X

Serves as Flashing Yellow Time
 Serves as Steady Yellow Clearance Time
 Serves as All Red Clearance Time

* These values may be field adjusted. Do not adjust Min Green and Extension times for phases 2 and 6 lower than what is shown. Min Green for all other phases should not be lower than 4 seconds.



New Installation

Prepared For: **Griffith Street Pedestrian Hybrid Beacon East of Sloan Street/ Beaty Street**

Division 10 Mecklenburg Davidson

PLAN DATE: July 2023 REVIEWED BY: KP Baumann

PREPARED BY: SP Pennington REVIEWED BY:

REVISIONS: _____ INIT. DATE

Scale: 1" = 20'

Document Not Considered Final Unless All Signatures Completed

Seal: KIMLEY HORN ENGINEERS, K. BAUMANN, SEAL 044434

DocuSigned by: SP Pennington, 9/19/2023

SIG. INVENTORY NO. DAVI-2

PLANS PREPARED IN THE OFFICE OF:
Kimley Horn
 NC License #0102
 421 Fayetteville Street, Suite 600
 Raleigh, NC 27601
 (919) 677-2000

K:\R\AL_T\TIDM-SIGNALS\10136360-U-5907-Porter-Sloan-EXT\MS4 - Signal Design\6.0 DAVI-2-2023.dgn 9/19/2023 9:17:17 AM susan.pennington