

**SUBSTRUCTURE REPAIR QUANTITY TABLE**

REPAIRS - END BENT 2	QUANTITIES			
	ESTIMATE		ACTUAL	
SHOTCRETE REPAIRS	AREA SF	VOLUME CF	AREA SF	VOLUME CF
CAP	0	0		
CURTAIN WALL	0	0		
WINGWALL	0	0		
CONCRETE REPAIRS	AREA SF	VOLUME CF	AREA SF	VOLUME CF
CAP	0	0		
CURTAIN WALL	0	0		
WINGWALL	0	0		
EPOXY RESIN INJECTION		LINEAR FT		LINEAR FT
CAP		0		
CURTAIN WALL		0		
WINGWALL		0		
EPOXY COATING		AREA SF		AREA SF
CAP		99.0		

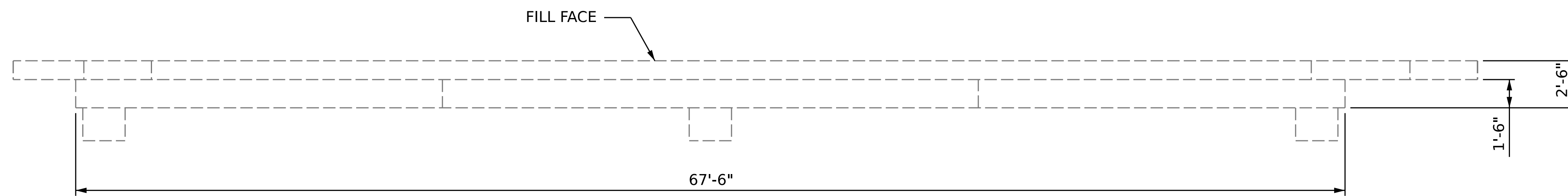
VALUES IN CHART REPRESENT ESTIMATED REPAIR TOTALS AFTER REMOVAL OF UNSOUND CONCRETE, MIN. OF 1" BEHIND REBAR AND MIN. 2" CLEAR TO SAWCUT. SEE REPAIR DETAILS.

**NOTES**

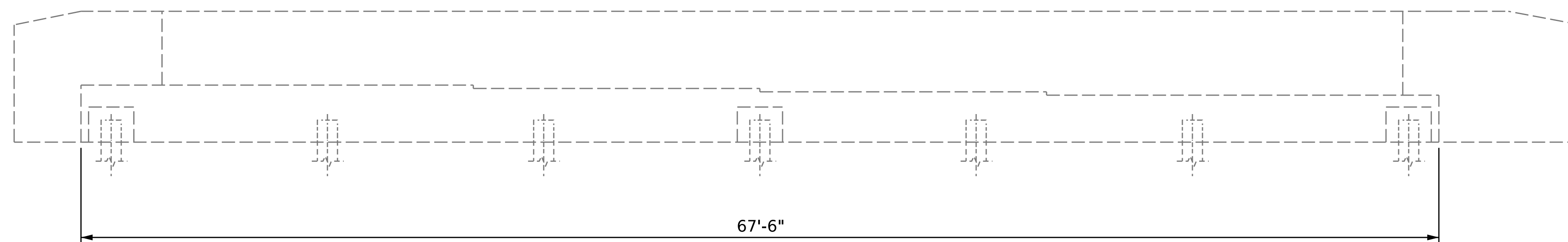
REPAIR LOCATIONS AND ESTIMATE OF QUANTITIES ARE BASED ON THE BEST INFORMATION AVAILABLE. IF ADDITIONAL REPAIRS NOT SHOWN ON THE DRAWINGS ARE DEEMED NECESSARY BY THE ENGINEER, THE ENGINEER SHALL NOTE ON THE DRAWINGS THE APPROXIMATE LOCATIONS AND DESCRIPTION OF THE REPAIRS AND ENTER THE ACTUAL QUANTITIES INTO THE AS-BUILT REPAIR QUANTITY TABLE.

CLEAN AND REMOVE DEBRIS FROM THE TOP OF THE CAP AND APPLY EPOXY PROTECTIVE COATING. EPOXY COATING SHALL BE APPLIED TO THE TOP SURFACE OF THE CAP. THE CONTRACTOR SHALL NOT COAT THE AREA OF THE CAP BENEATH THE BEARINGS.

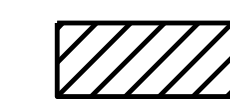

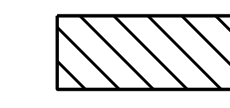

FOR REPAIR DETAILS, SEE "TYPICAL CAP AND COLUMN REPAIR DETAILS" SHEET.



**PLAN**  
(TOP OF CAP)



**ELEVATION**  
(SOUTH FACE  
LOOKING NORTH)

-  SHOTCRETE REPAIR AREA
-  CONCRETE REPAIR AREA
-  PREVIOUSLY ACCOUNTED FOR AREA
-  EPOXY RESIN INJECTION

PROJECT NO. **B-5981**  
**DUPLIN** COUNTY  
 BRIDGE NO. **300017**

SHEET 6 OF 6

STATE OF NORTH CAROLINA  
 DEPARTMENT OF TRANSPORTATION  
 RALEIGH

**SUBSTRUCTURE REPAIR  
 END BENT 2**



DocuSigned by:  
 William C. Smith  
 10/24/2023

DOCUMENT NOT CONSIDERED  
 FINAL UNLESS ALL  
 SIGNATURES COMPLETED

REVISIONS						SHEET NO. S2-21 TOTAL SHEETS 31
NO.	BY:	DATE:	NO.	BY:	DATE:	
1			3			
2			4			

DRAWN BY : S. T. SANDOR DATE : 1/27/23  
 CHECKED BY : W. C. SMITH DATE : 5/31/23