

NOTES

REPAIR LOCATIONS AND ESTIMATE OF QUANTITIES ARE GIVEN BASED ON THE BEST INFORMATION AVAILABLE. IF ADDITIONAL REPAIRS NOT SHOWN ON THE DRAWINGS ARE DEEMED NECESSARY BY THE ENGINEER, THE ENGINEER SHALL NOTE ON THE DRAWINGS THE APPROXIMATE LOCATION AND DESCRIPTION OF THE REPAIRS AND ENTER THE ACTUAL QUANTITIES INTO THE REPAIR QUANTITY TABLE.

CONCRETE REPAIRS MAYBE SUBSTITUTED IN LIEU OF SHOTCRETE REPAIRS WITH THE APPROVAL OF THE ENGINEER.

FOR SHOTCRETE REPAIRS, SEE SPECIAL PROVISIONS.

FOR CONCRETE REPAIRS, SEE SPECIAL PROVISIONS.

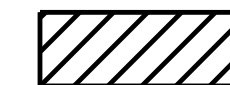

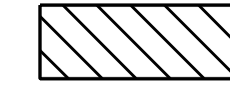

FOR EPOXY RESIN INJECTION, SEE SPECIAL PROVISIONS.

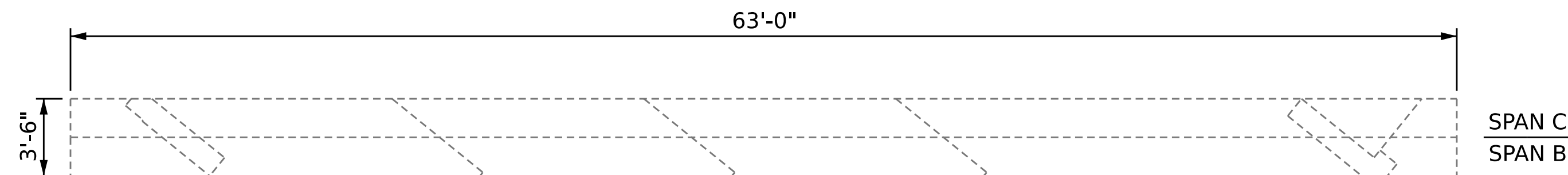
SUBSTRUCTURE REPAIR QUANTITY TABLE

REPAIRS - BENT 2	QUANTITIES			
	ESTIMATE		ACTUAL	
SHOTCRETE REPAIRS	AREA SF	VOLUME CF	AREA SF	VOLUME CF
CAP	0	0		
COLUMN	0	0		
CONCRETE REPAIRS	AREA SF	VOLUME CF	AREA SF	VOLUME CF
CAP	0	0		
COLUMN	0	0		
EPOXY RESIN INJECTION		LINEAR FT		LINEAR FT
CAP		0		
COLUMN		0		
EPOXY COATING		AREA SF		AREA SF
CAP		0		

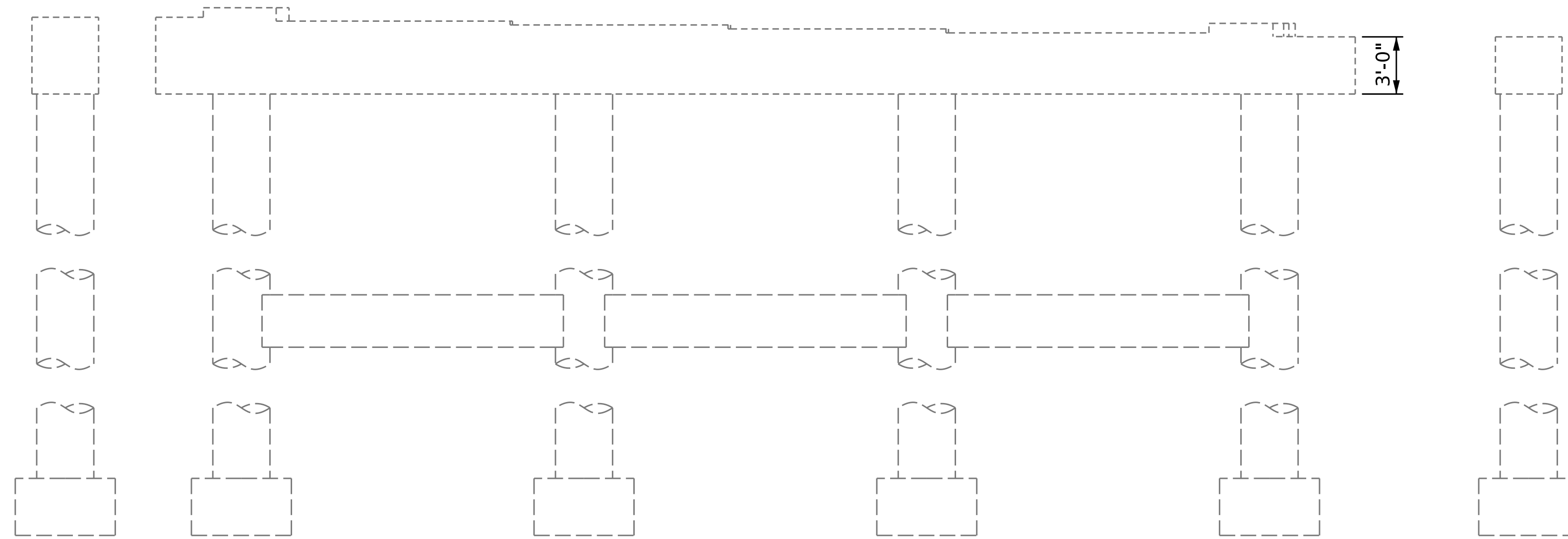
VALUES IN CHART REPRESENT ESTIMATED REPAIR TOTALS AFTER REMOVAL OF UNSOUND CONCRETE, MIN. OF 1" BEHIND REBAR AND MIN. 1" CLEAR TO SAWCUT. SEE REPAIR DETAILS.

REPAIR KEY

-  SHOTCRETE REPAIR AREA
-  CONCRETE REPAIR AREA
-  PREVIOUSLY ACCOUNTED FOR AREA
-  EPOXY RESIN INJECTION



PLAN
TOP OF CAP

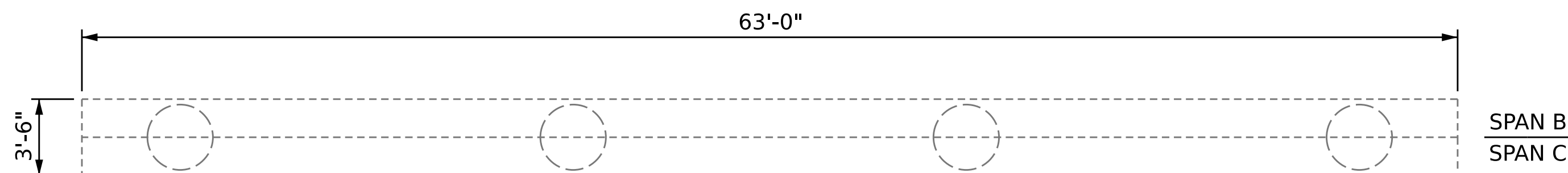


END VIEW
EAST FACE

ELEVATION
NORTH FACE
(LOOKING SOUTH)

END VIEW
WEST FACE

ELEVATION
SOUTH FACE
(LOOKING NORTH)



PLAN
BOTTOM OF CAP

PROJECT NO. **HI-0017**
ROBESON COUNTY
BRIDGE NO. **770456**



STATE OF NORTH CAROLINA
DEPARTMENT OF TRANSPORTATION
RALEIGH

SUBSTRUCTURE BENT 2

DRAWN BY : J. BALDWIN DATE : 11/2022
CHECKED BY : G. AYES DATE : 11/2022

DOCUMENT NOT CONSIDERED
FINAL UNLESS ALL
SIGNATURES COMPLETED

REVISIONS						SHEET NO.
NO.	BY:	DATE:	NO.	BY:	DATE:	S6-7
1			3			TOTAL SHEETS
2			4			7