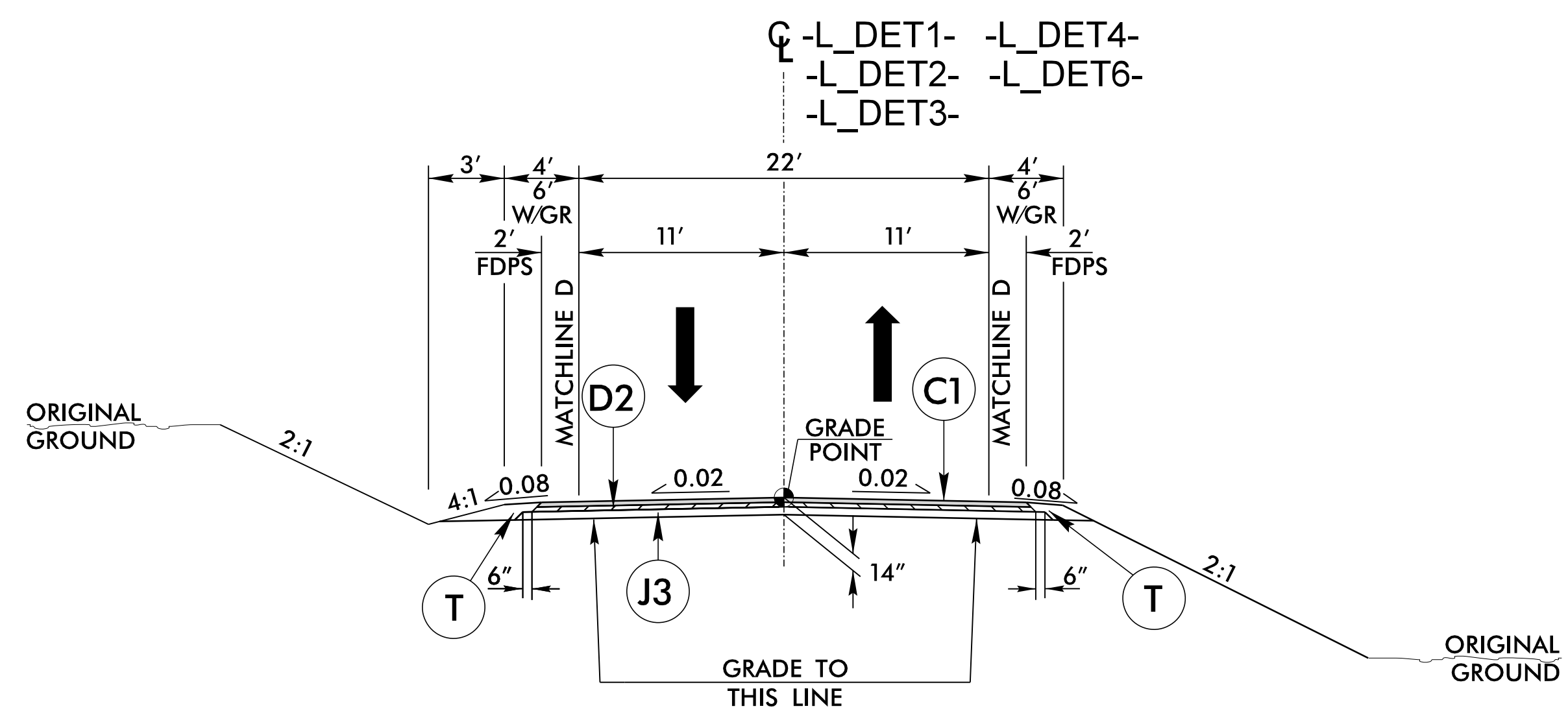
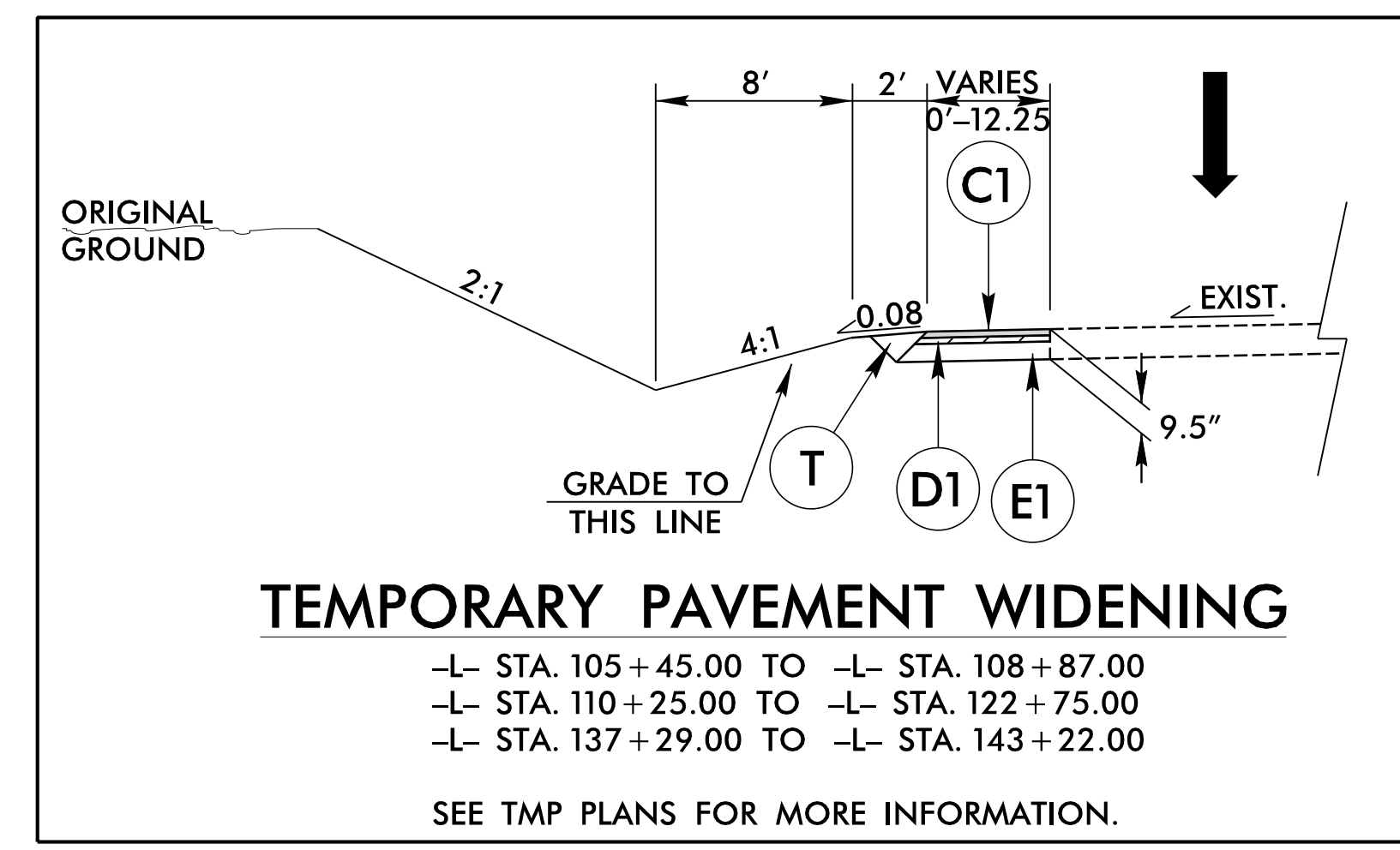


PAVEMENT SCHEDULE	
C1	3" S9.5C
C2	VAR. S9.5C
C3	1.5" S9.5C
D1	2 1/2" I19.0C
D2	4" I19.0C
D3	VAR. I19.0C
D4	3" I19.0C
E1	4" B25.0C
E2	5" B25.0C
E3	4.5" B25.0C
E4	VAR. B25.0C
E5	3" B25.0C
J1	6" ABC
J2	8" ABC
J3	7" ABC
J4	VAR. ABC
K	12" STABILIZATION
N	GEOTEXTILE
R1	2'-6" C&G
R2	SHOULDER BERM GUTTER
R3	EXPRESSWAY
R4	8"X12" CURB
R5	VALLEY GUTTER
T	EARTH
U	EXISTING PAVEMENT
V	3" MILLING
W	WEDGING

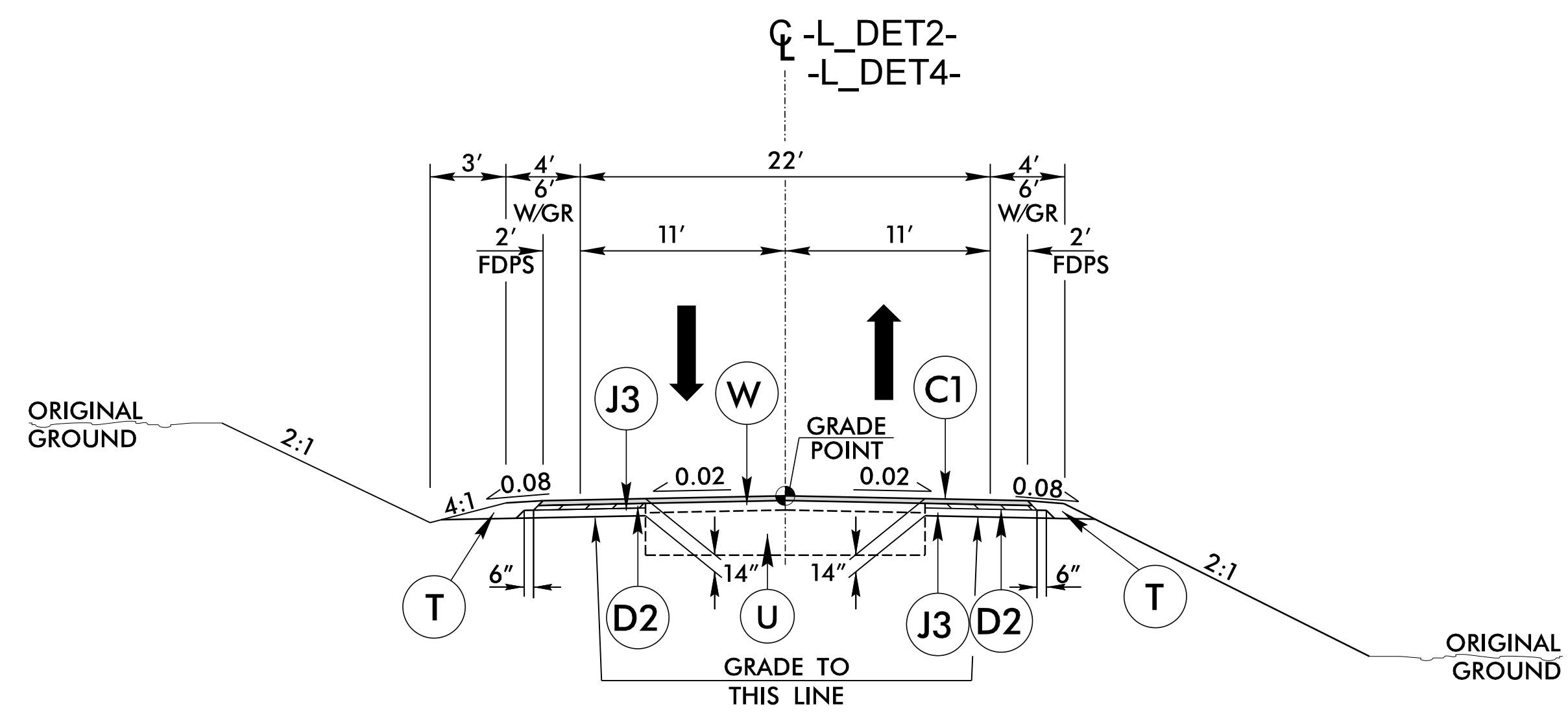
PROJECT REFERENCE NO. R-5861	SHEET NO. 2A-6
ROADWAY DESIGN ENGINEER 	PAVEMENT DESIGN ENGINEER
DOCUMENT NOT CONSIDERED FINAL UNLESS ALL SIGNATURES COMPLETED	



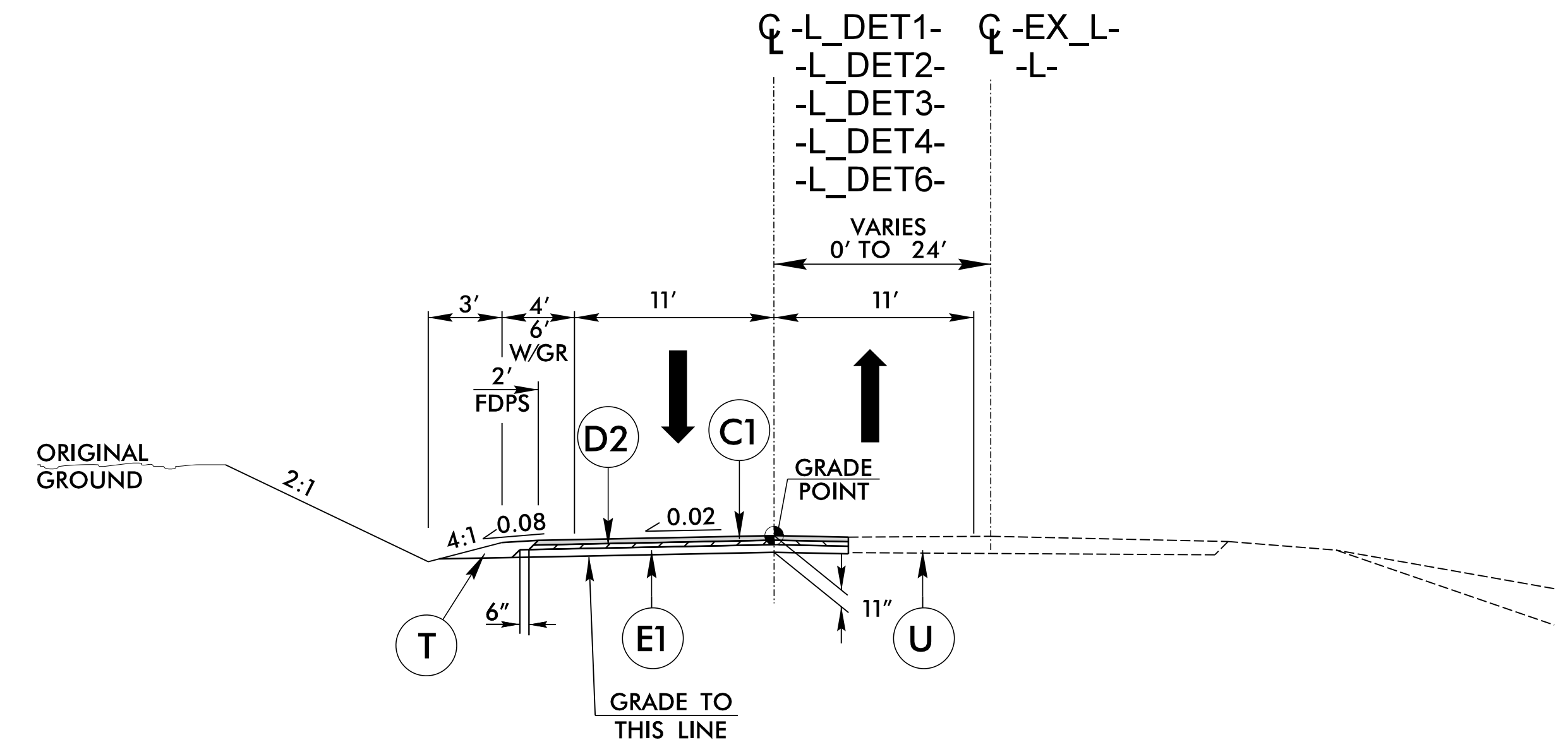
TYPICAL SECTION NO. 14
 USE TYPICAL SECTION NO. 14
 -L_DET1- STA. 13+25.04 TO 36+39.40
 -L_DET2- STA. 14+59.99 TO 32+04.49
 -L_DET3- STA. 12+40.27 TO 21+10.77
 -L_DET4- STA. 12+28.80 TO 21+47.15
 -L_DET4- STA. 26+35.65 TO 39+73.11
 -L_DET6- STA. 13+51.69 TO 29+51.22



TEMPORARY PAVEMENT WIDENING
 -L- STA. 105+45.00 TO -L- STA. 108+87.00
 -L- STA. 110+25.00 TO -L- STA. 122+75.00
 -L- STA. 137+29.00 TO -L- STA. 143+22.00
 SEE TMP PLANS FOR MORE INFORMATION.



TYPICAL SECTION NO. 15
 USE TYPICAL SECTION NO. 15
 -L_DET2- STA. 32+04.49 TO 37+81.97
 -L_DET4- STA. 21+47.15 TO 26+35.65



TYPICAL SECTION NO. 16
 USE TYPICAL SECTION NO. 16
 -L_DET1- STA. 10+00.00 TO 13+25.04
 -L_DET1- STA. 36+39.40 TO 40+10.78
 -L_DET2- STA. 10+00.00 TO 14+59.99
 -L_DET3- STA. 10+00.00 TO 12+40.27
 -L_DET3- STA. 21+10.77 TO 23+05.73
 -L_DET4- STA. 10+00.00 TO 12+28.80
 -L_DET4- STA. 39+73.11 TO 42+98.89
 -L_DET6- STA. 10+00.00 TO 13+51.69
 -L_DET6- STA. 29+51.22 TO 31+46.03

RK&K
 P: (919) 878-9560
 8601 Six Forks Road, Forum 1, Suite 700
 Raleigh, North Carolina 27615-3960
 NC License No. F-0112
 Engineers | Construction Managers | Planners | Scientists
 www.rkk.com
 Responsive People | Creative Solutions