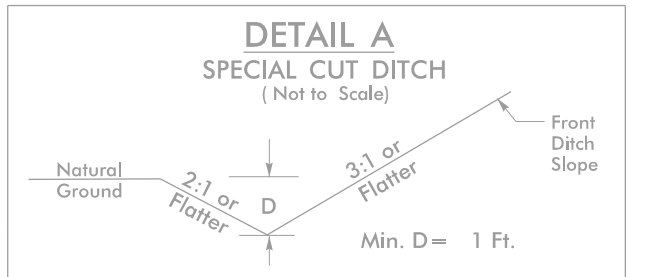


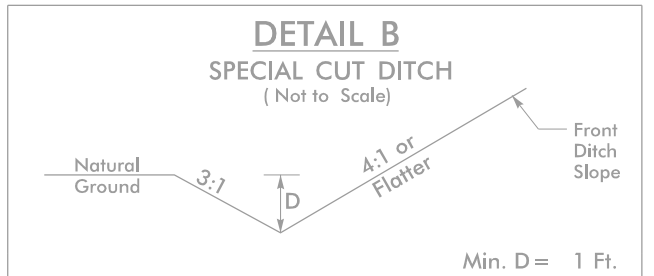
PROJECT REFERENCE NO.		SHEET NO.	
U-6003		EC-09/CONST.04	
RW SHEET NO.			
ROADWAY DESIGN ENGINEER		HYDRAULICS ENGINEER	

Place Matting for Erosion Control
on Slope as Work Allows.
Sta. 13+00 to Sta. 16+50 -L- LT
Sta. 14+50 to Sta. 18+00 -L- RT

NOTE:
UTILIZE FABRIC INSERT INLET PROTECTION DEVICES
IN LIEU OF ROCK INLET SEDIMENT TRAPS, TYPE-C
AS DIRECTED BY ENGINEER.

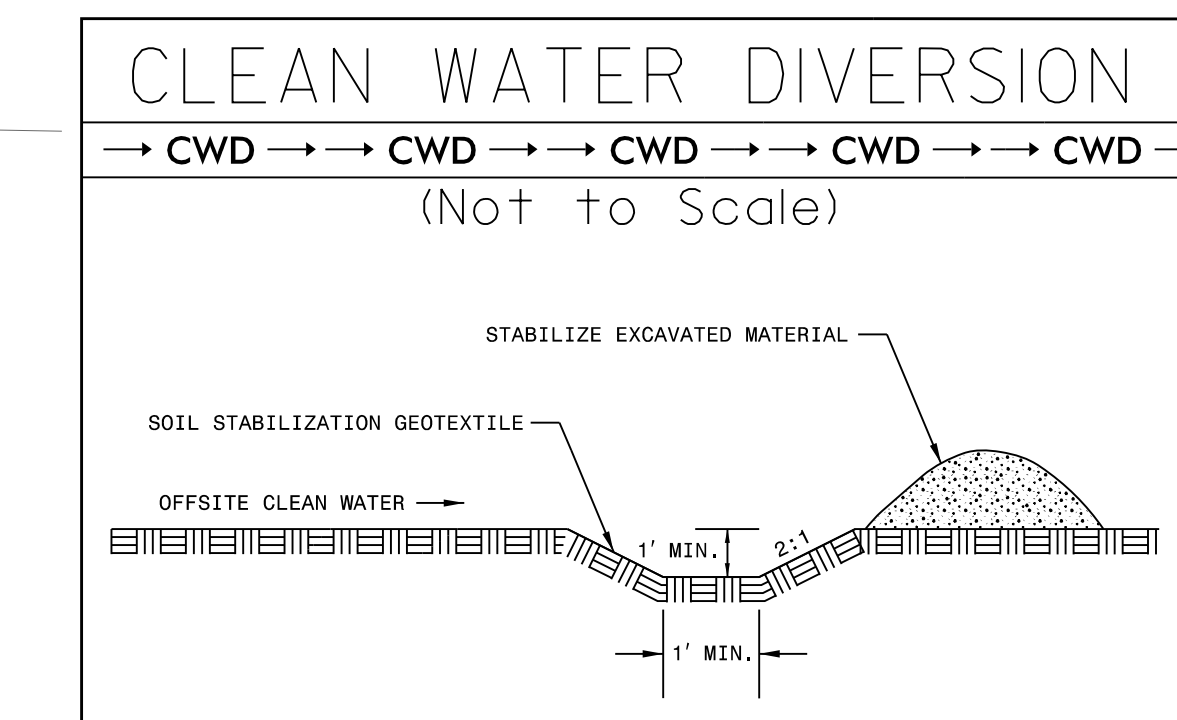
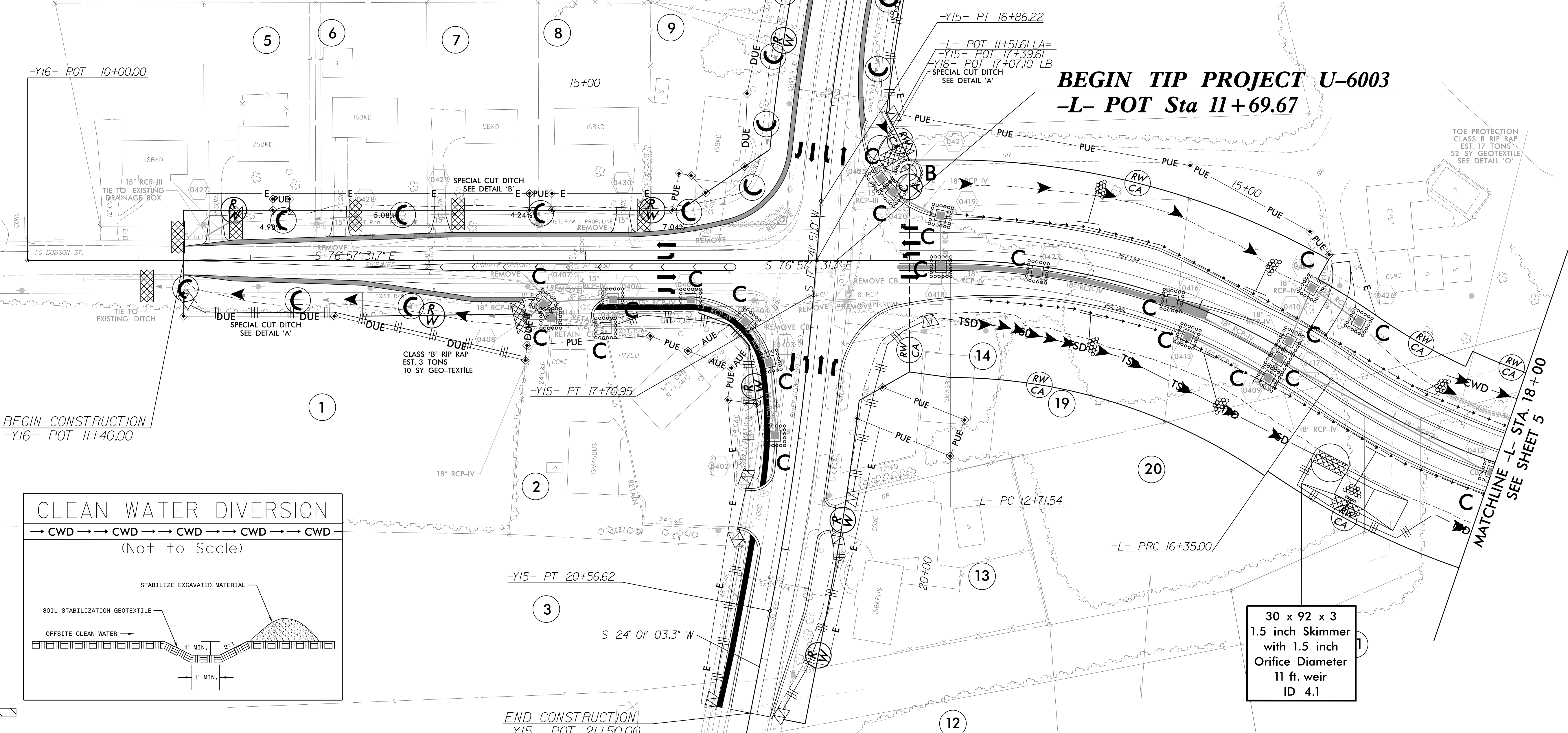


FROM STA. 15+00 TO STA. 16+50 -Y16- LT
FROM STA. 11+19 TO STA. 14+50 -Y16- RT
FROM STA. 12+10 TO STA. 13+61 -Y15- RT
FROM STA. 14+13 TO STA. 16+82 -Y15- RT
FROM STA. 16+00 TO STA. 16+55 -Y15- LT



FROM STA. 11+84 TO STA. 15+00 -Y16- LT

FROM STA. 17+50 TO STA. 18+00 -L- LT



30 x 92 x 3
1.5 inch Skimmer
with 1.5 inch
Orifice Diameter
11 ft. weir
ID 4.1