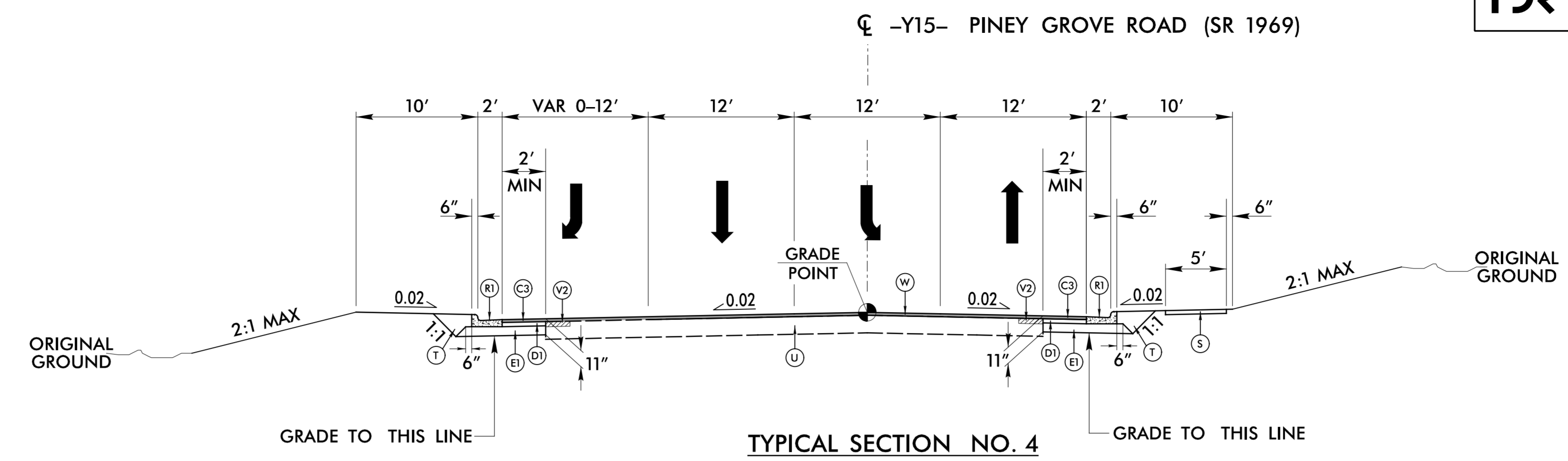


6/22/99

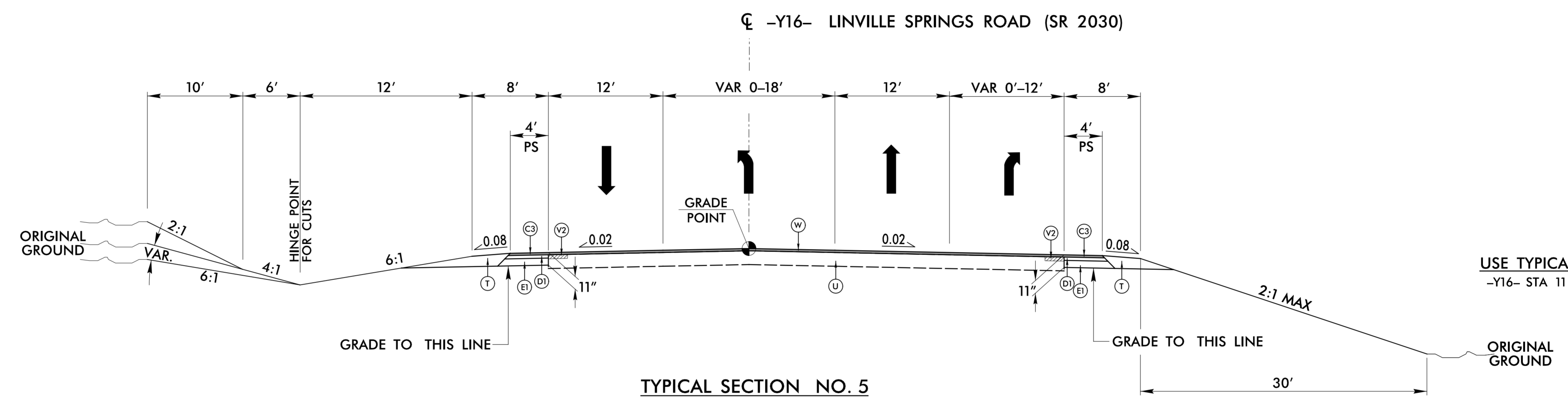
PROJECT REFERENCE NO. <i>U-6003</i>	SHEET NO. <i>2A-2</i>
ROADWAY DESIGN ENGINEER <i>Alexander D. Swind</i>	PAVEMENT DESIGN ENGINEER <i>Connie K. James</i>

DOCUMENT NOT CONSIDERED FINAL UNLESS ALL SIGNATURES COMPLETED

**USE TYPICAL SECTION NO. 4 FOR:
-Y15- STA 17+39.61 TO STA 21+50.00**

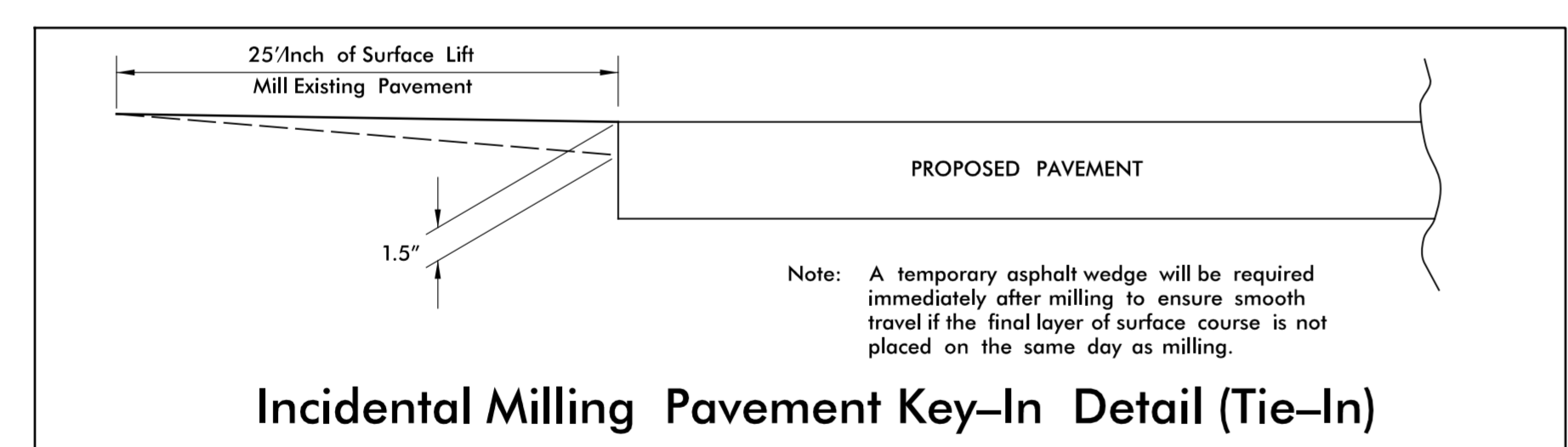


TYPICAL SECTION NO. 4

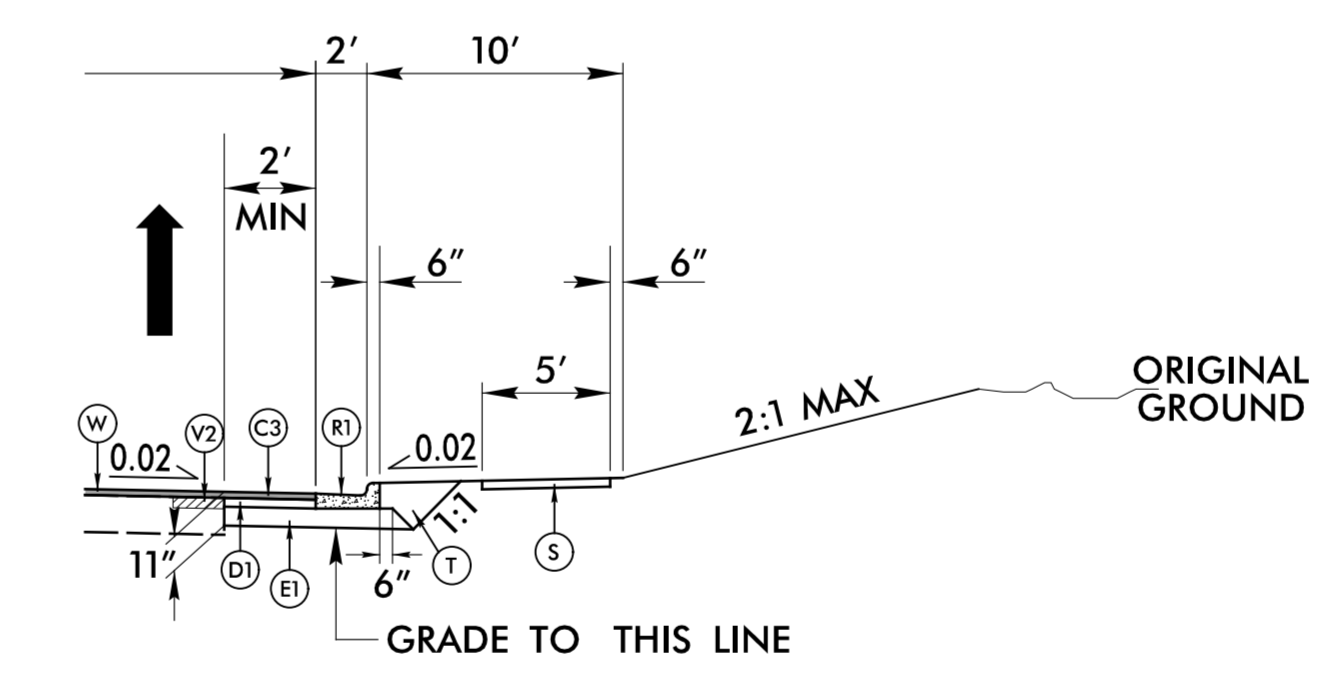


TYPICAL SECTION NO. 5

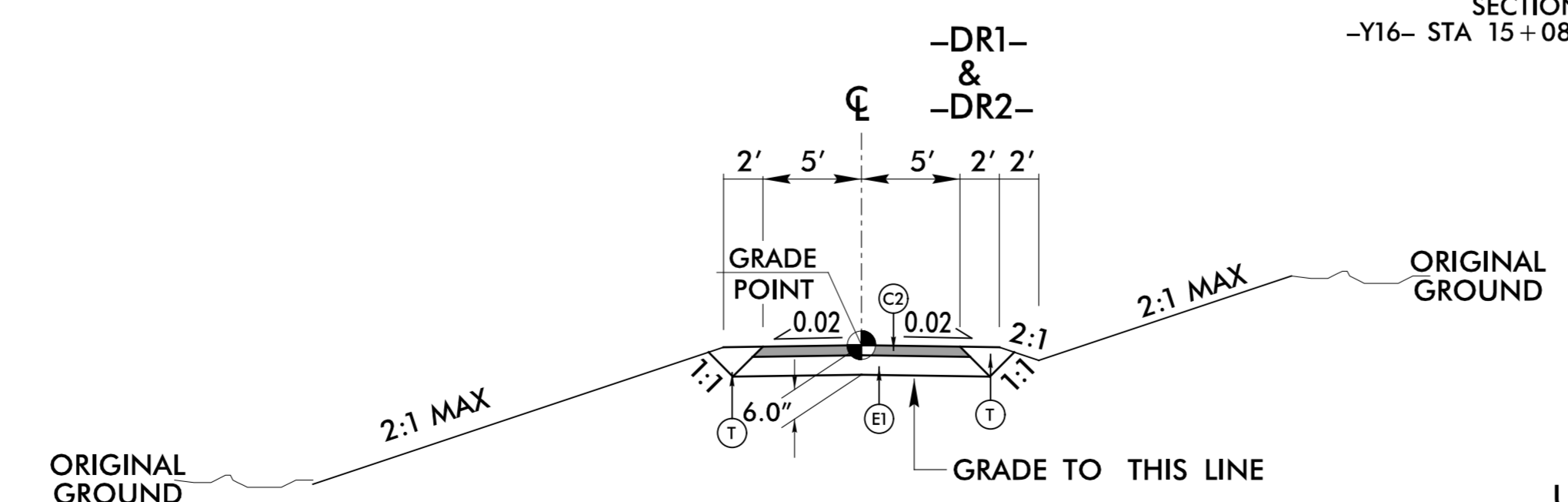
**USE TYPICAL SECTION NO. 5 FOR:
-Y16- STA 11+40.00 TO STA 16+77.00**



Incidental Milling Pavement Key-In Detail (Tie-In)



PARTIAL TYPICAL SECTION NO. 5A
USE PARTIAL TYPICAL SECTION NO. 4A IN CONJUNCTION WITH TYPICAL SECTION NO. 4 AS FOLLOWS:
-Y16- STA 15+08.64 TO -Y16- STA 16+77.00 RT



TYPICAL SECTION NO. 6

**USE TYPICAL SECTION NO. 6 FOR:
-DR1- STA 10+60.00 TO STA 11+27.63
-DR2- STA 10+20.00 TO STA 11+37.76**

FINAL PVMT SCHEDULE	
C1	1.5" S9.5B
C2	2" S9.5B
C3	3" S9.5B
C4	VAR S9.5B
D1	4" I19.0C
D2	VAR I19.0C
E1	4" B25.0C
E2	VAR B25.0C
K	SUBGRADE STABILIZATION
N	GEOTEXTILE
R1	2'-6" C&G
R2	2'-9" C&G
R3	5" MONO. CONC. ISLAND
S	4" SIDEWALK
T	EARTH MATERIAL
U	EXIST. PAVEMENT
V1	1.5" MILLING
V2	4" MILLING
W	VAR WEDGING

9/25/2023 10:25:49 AM P:\06003.r.dj.typ.dgn