



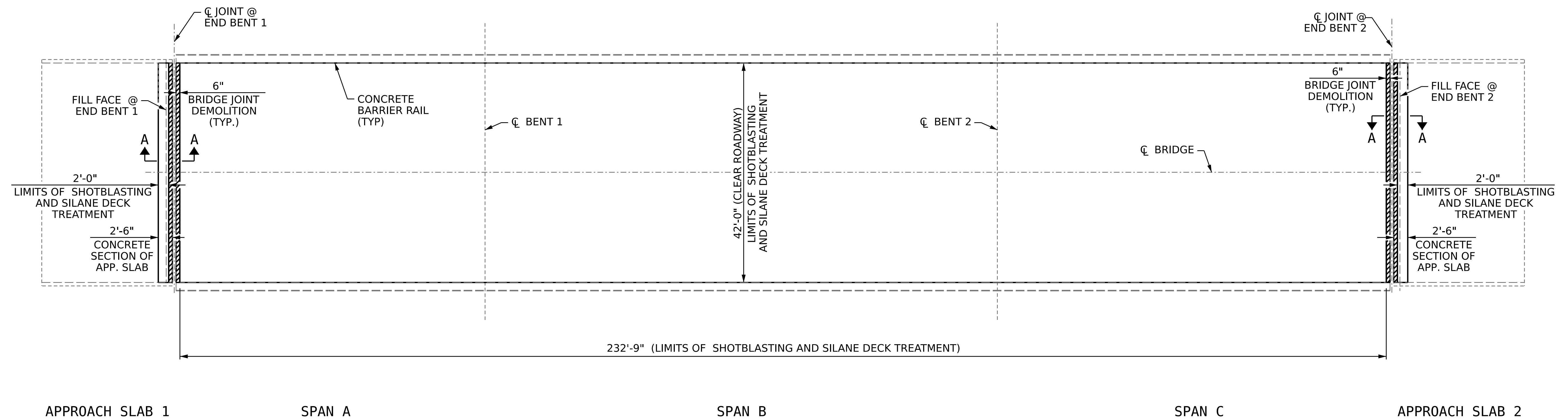
**NOTES**

FOR SECTION A-A, SEE "JOINT REPAIR DETAILS" SHEET.

**DECK SURFACE REPAIR QUANTITY TABLE**

DECK SURFACE REPAIR		
	ESTIMATE	ACTUAL
SHOTBLASTING BRIDGE DECK	1,086.2 SQ. YDS.	
SILANE DECK TREATMENT	1,086.2 SQ. YDS.	
BRIDGE JOINT DEMOLITION	42.0 SQ. FT.	
APPROACH SLABS		
	ESTIMATE	ACTUAL
SHOTBLASTING BRIDGE DECK	18.7 SQ. YDS.	
SILANE DECK TREATMENT	18.7 SQ. YDS.	
BRIDGE JOINT DEMOLITION	42.0 SQ. FT.	

 SHOTBLASTING BRIDGE DECK AND SILANE DECK TREATMENT AREA  
 BRIDGE JOINT DEMOLITION



**PLAN OF SPANS**

PROJECT NO. **I-6036**  
**BRUNSWICK** COUNTY  
 BRIDGE NO. **090235**



Designed by:  
**P. Corey Newton**  
47FES9014319407  
 07/26/2023

STATE OF NORTH CAROLINA  
 DEPARTMENT OF TRANSPORTATION  
 RALEIGH  
 SUPERSTRUCTURE  
**PLAN OF SPANS  
 AND  
 APPROACH SLABS**

DRAWN BY : S. T. SANDOR DATE : 1/12/23  
 CHECKED BY : W. C. SMITH DATE : 5/23/23  
 DESIGN ENGINEER OF RECORD: \_\_\_\_\_ DATE : \_\_\_\_\_

DOCUMENT NOT CONSIDERED  
 FINAL UNLESS ALL  
 SIGNATURES COMPLETED

REVISIONS						SHEET NO.
NO.	BY:	DATE:	NO.	BY:	DATE:	
1			3			S4-3
2			4			TOTAL SHEETS 4