
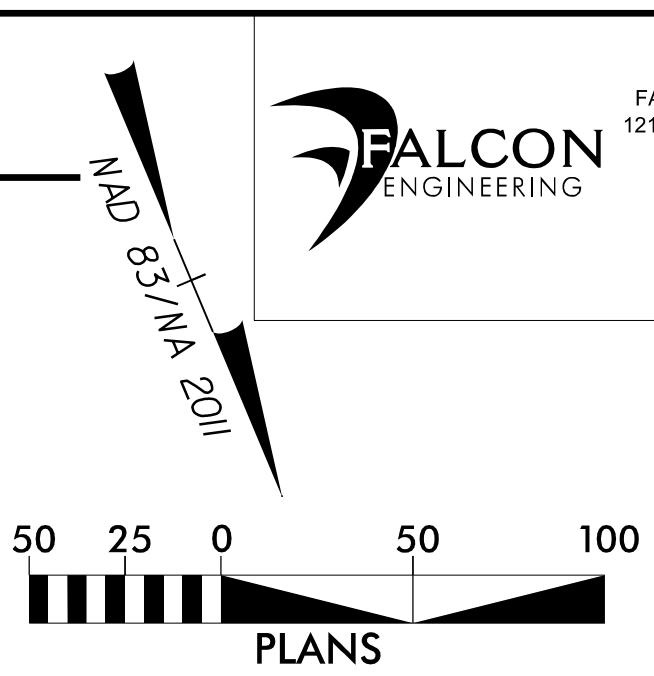
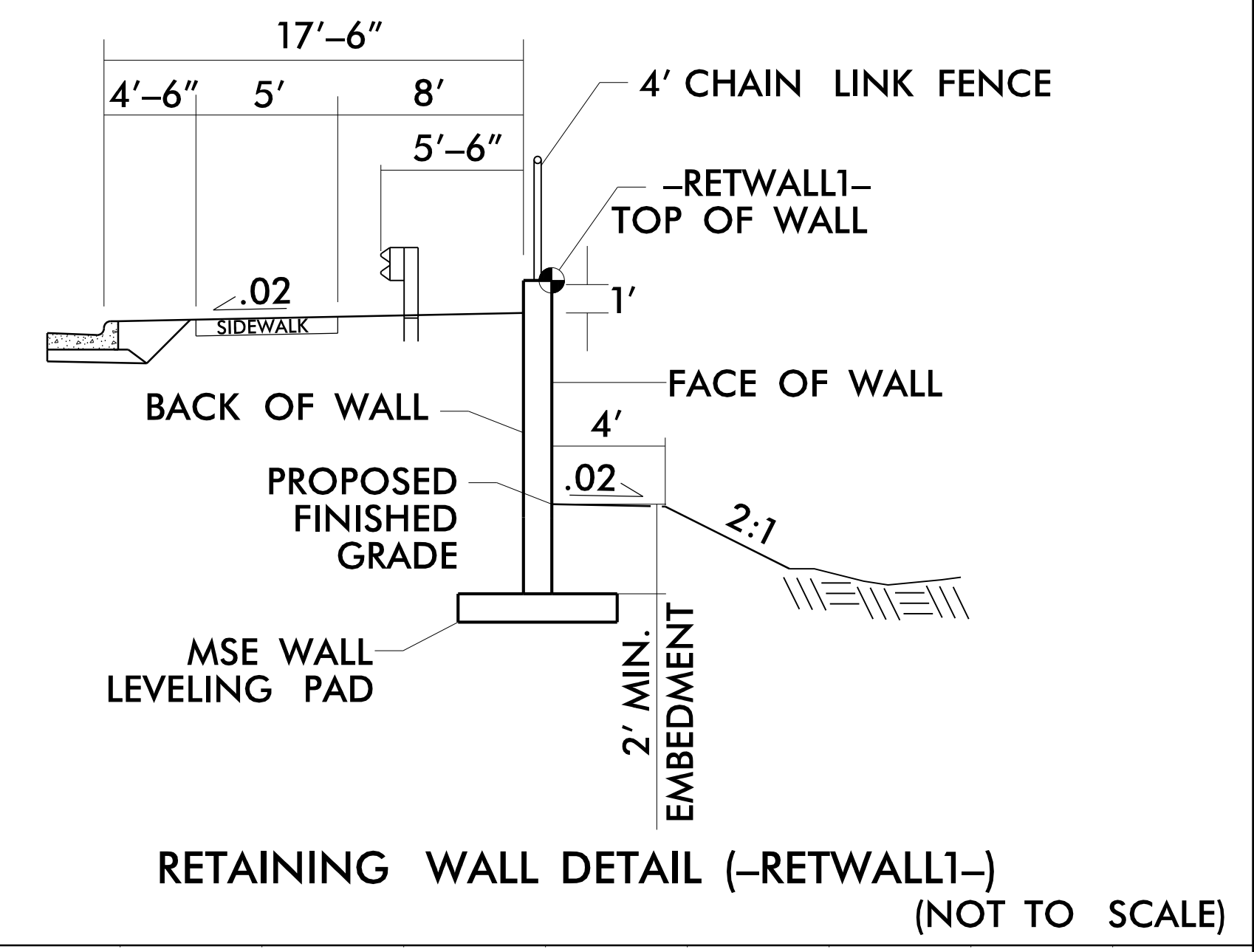



RETAINING WALL ENVELOPE WALL 1



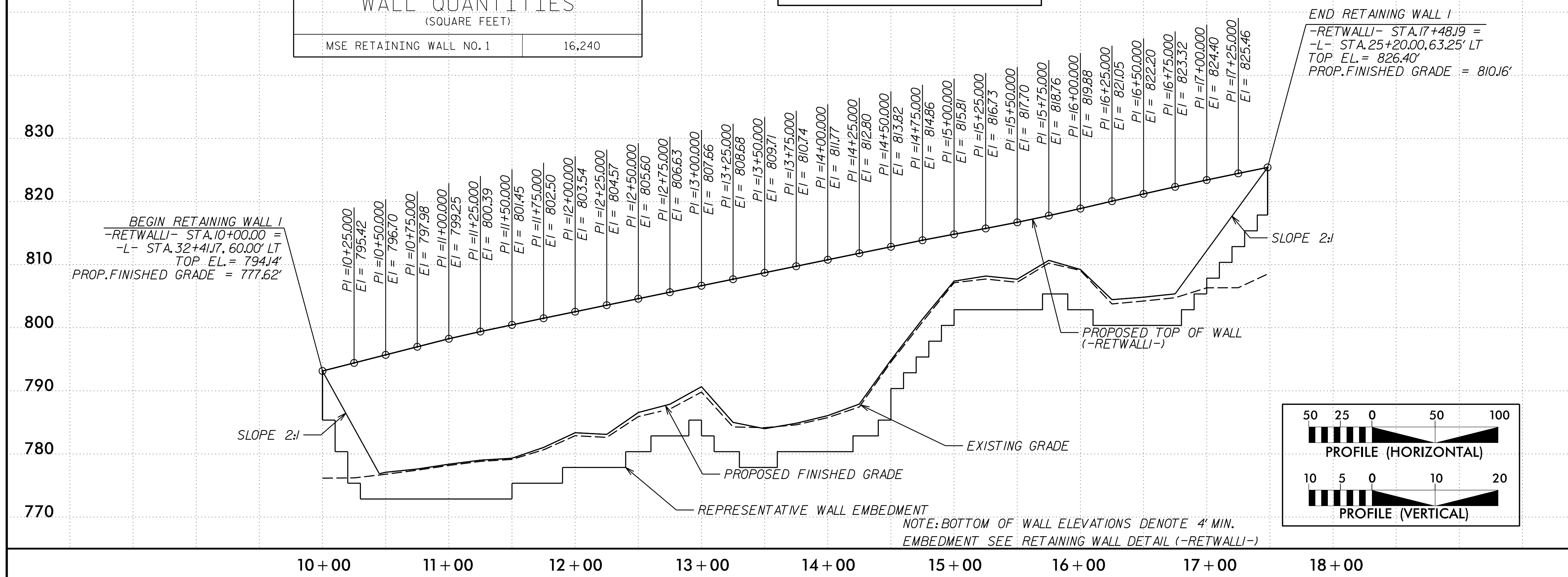
FALCON ENGINEERING, INC.
1210 TRINITY ROAD, SUITE 110
CARY, NC 27513
PHONE: 919.871.0800
www.falconengineers.com
Firm License No. C-3193

PROJECT REFERENCE NO. <i>R-3833C</i>	SHEET NO. <i>W-1</i>
GEOTECHNICAL ENGINEER	HYDRAULICS ENGINEER
DOCUMENT NOT CONSIDERED FINAL UNLESS ALL SIGNATURES COMPLETED	



ESTIMATED MSE WALL QUANTITIES (SQUARE FEET)	
MSE RETAINING WALL NO. 1	16,240

-RETWALL1-



STATION (-WALL1-)	OFFSET (-L-)
PI Sta. 10+00.00	60.0008 LT
PI Sta. 10+25.00	60.1456 LT
PI Sta. 10+50.00	60.2909 LT
PI Sta. 10+75.00	60.4368 LT
PI Sta. 11+00.00	60.5831 LT
PI Sta. 11+25.00	60.7298 LT
PI Sta. 11+50.00	60.8770 LT
PI Sta. 11+75.00	61.0244 LT
PI Sta. 12+00.00	61.1720 LT
PI Sta. 12+25.00	61.3199 LT
PI Sta. 12+50.00	61.4678 LT
PI Sta. 12+75.00	61.6159 LT
PI Sta. 13+00.00	61.7639 LT
PI Sta. 13+25.00	61.9120 LT
PI Sta. 13+50.00	62.0599 LT
PI Sta. 13+75.00	62.2076 LT
PI Sta. 14+00.00	62.3551 LT
PI Sta. 14+25.00	62.5024 LT
PI Sta. 14+50.00	62.6493 LT
PI Sta. 14+75.00	62.7958 LT
PI Sta. 15+00.00	62.9419 LT
PI Sta. 15+25.00	63.0874 LT
PI Sta. 15+50.00	63.2324 LT
PI Sta. 15+75.00	63.2500 LT
PI Sta. 16+00.00	63.2500 LT
PI Sta. 16+25.00	63.2500 LT
PI Sta. 16+50.00	63.2500 LT
PI Sta. 16+75.00	63.2500 LT
PI Sta. 17+00.00	63.2500 LT
PI Sta. 17+25.00	63.2500 LT
PI Sta. 17+48.19	63.2500 LT

NOTE: OFFSET TO FACE OF WALL

