

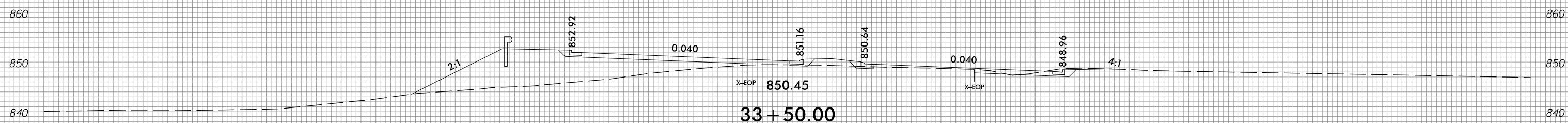
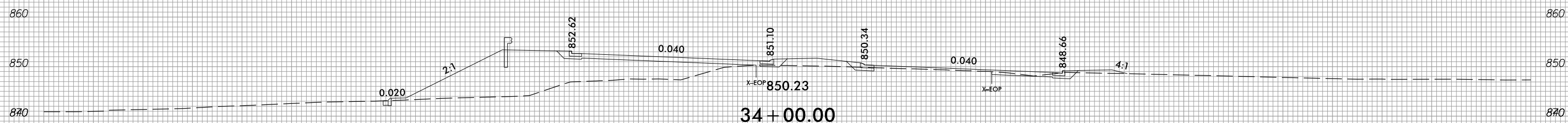
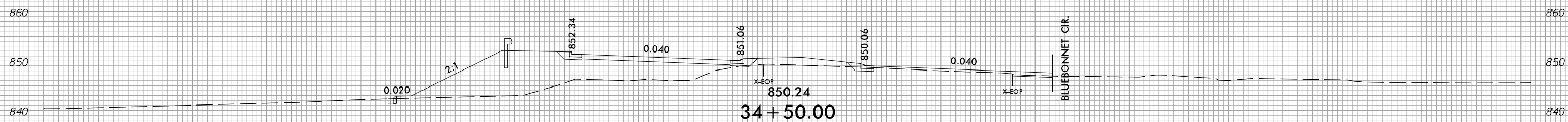
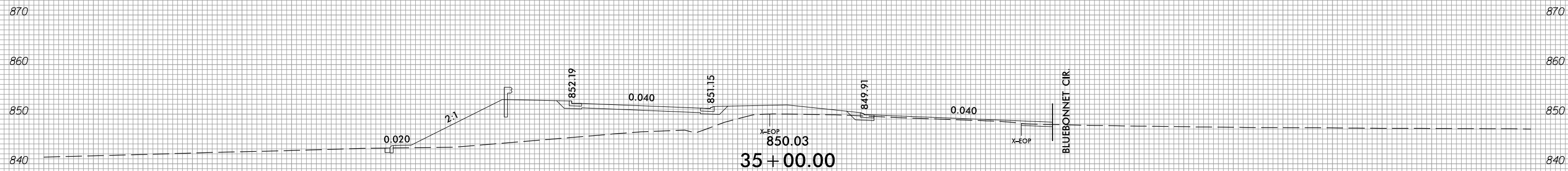
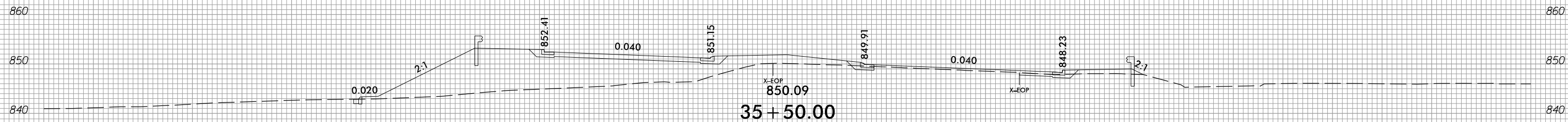
6/23/16



PROJ. REFERENCE NO.
R-3833C

SHEET NO.
X-34

150 140 130 120 110 100 90 80 70 60 50 40 30 20 10 0 10 20 30 40 50 60 70 80 90 100 110 120 130 140 150



-Y-

150 140 130 120 110 100 90 80 70 60 50 40 30 20 10 0 10 20 30 40 50 60 70 80 90 100 110 120 130 140 150

3/3/2023
C:\Roadway\CorridorModeling\R3833C_rdy_Y_XPL.dgn
JGarvis