

### AS-BUILT REPAIR QUANTITY TABLE

BENT 3 - SPAN D FACE	QUANTITIES			
	ESTIMATE		ACTUAL	
SHOTCRETE REPAIRS	AREA SF	VOLUME CF	AREA SF	VOLUME CF
CAP	3.0	1.5		
COLUMN	0	0		
CONCRETE REPAIRS	AREA SF	VOLUME CF	AREA SF	VOLUME CF
CAP	0	0		
COLUMN	0	0		
EPOXY RESIN INJECTION		LINEAR FT		LINEAR FT
CAP		0		
COLUMN		0		

VALUES IN CHART REPRESENT ESTIMATED REPAIR TOTALS AFTER REMOVAL OF UNSOUND CONCRETE, MIN. OF 1" BEHIND REBAR AND MIN. 2" CLEAR TO SAWCUT. SEE REPAIR DETAILS.

#### NOTES

REPAIR LOCATIONS AND ESTIMATE OF QUANTITIES ARE GIVEN BASED ON THE BEST INFORMATION AVAILABLE. IF ADDITIONAL REPAIRS NOT SHOWN ON THE DRAWINGS ARE DEEMED NECESSARY BY THE ENGINEER, THE ENGINEER SHALL NOTE ON THE DRAWINGS THE APPROXIMATE LOCATION AND DESCRIPTION OF THE REPAIRS AND ENTER THE ACTUAL QUANTITIES INTO THE REPAIR QUANTITY TABLE.

SHOTCRETE REPAIRS MAY BE REPLACED WITH CONCRETE REPAIRS WITH THE APPROVAL OF THE ENGINEER.

FOR SHOTCRETE REPAIRS, SEE SPECIAL PROVISIONS.

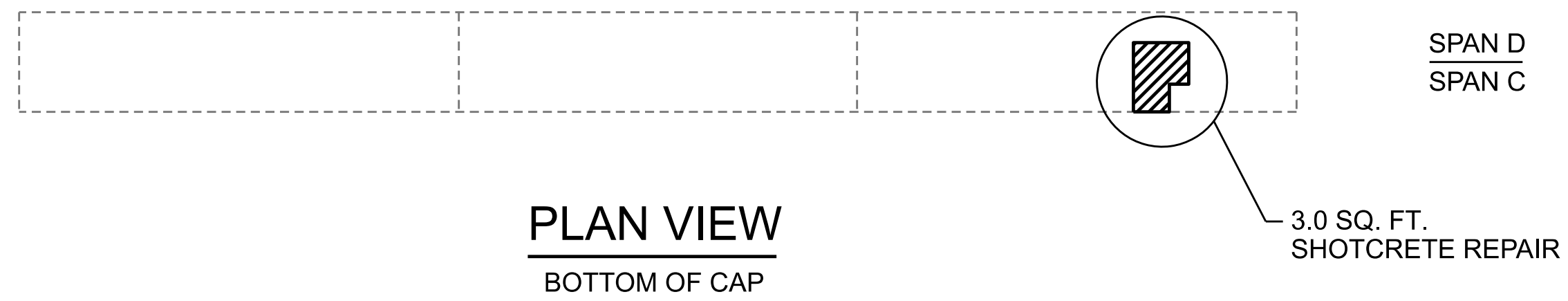
FOR CONCRETE REPAIRS, SEE SPECIAL PROVISIONS.

FOR CAP AND COLUMN REPAIR DETAILS, SEE "TYPICAL CAP AND COLUMN REPAIR DETAILS" SHEET.


 SHOTCRETE REPAIR AREA

 CONCRETE REPAIR AREA

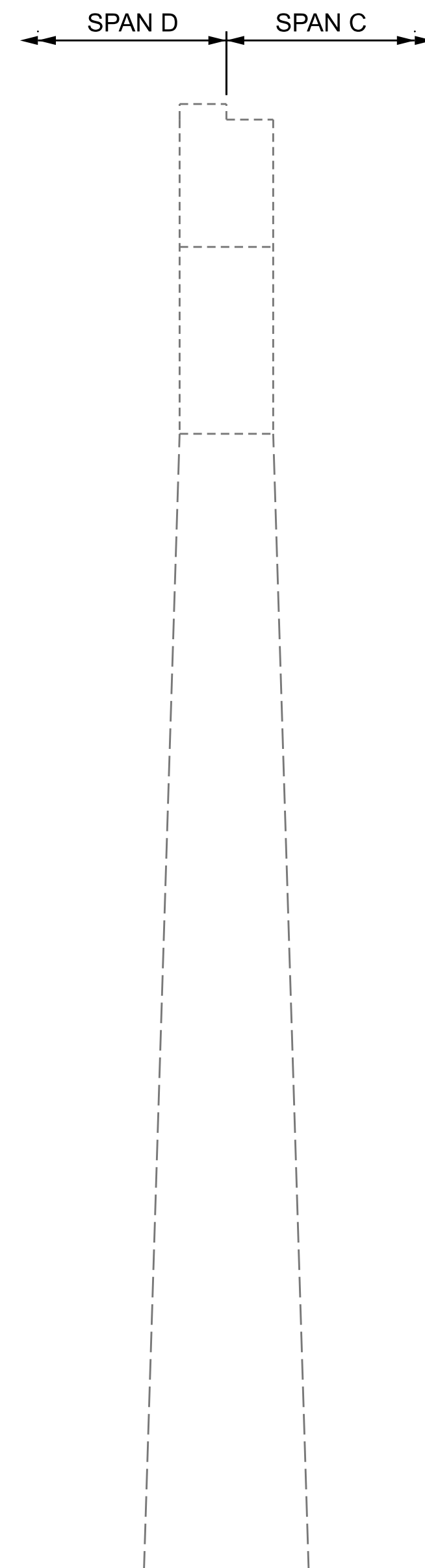
 EPOXY RESIN INJECTION



**PLAN VIEW**  
BOTTOM OF CAP



**ELEVATION**  
BENT 3 - SPAN D FACE




**END VIEW**

PROJECT NO. 15BPR.125.3  
CHEROKEE COUNTY  
 BRIDGE NO. 190010

SHEET 2 OF 2

STATE OF NORTH CAROLINA  
 DEPARTMENT OF TRANSPORTATION  
 RALEIGH

**BENT 3**  
**SPAN D FACE**



DOCUMENT NOT CONSIDERED  
 FINAL UNLESS ALL  
 SIGNATURES COMPLETED

REVISIONS						SHEET NO.
NO.	BY:	DATE:	NO.	BY:	DATE:	S2-24
1			3			TOTAL SHEETS
2			4			28

DRAWN BY : S. AGUILAR HERNANDEZ DATE : 6/2022  
 CHECKED BY : A. SORSENGINH DATE : 6/2022  
 DESIGN ENGINEER OF RECORD: \_\_\_\_\_ DATE : \_\_\_\_\_